

ภาคผนวกที่ 1

สำเนาหนังสือเห็นชอบในรายงานการวิเคราะห์ผลกระทบสิ่งแวดล้อม
โครงการโรงไฟฟ้าชีวมวลโครงการ 3 (SPP Hybrid Firm)
บริษัท อุตสาหกรรมโคราช จำกัด

ภาคผนวกที่ 2

ใบอนุญาตโครงการโรงไฟฟ้าชีวมวลโครงการ 3 (SPP Hybrid Firm)

2.1 ใบอนุญาตประกอบกิจการโรงงาน (ร.ง.4)



ทะเบียนโรงงานเลขที่

40300072825652

ใบอนุญาตประกอบกิจการโรงงาน

ที่ (กกพ.)02-19/2565

กระทรวงอุตสาหกรรม

วันที่ 27 เดือน เมษายน พ.ศ. 2565

อนุญาตให้ บริษัท อุตสาหกรรมโคราช จำกัด สัญชาติ ไทย

อยู่บ้าน/สำนักงานเลขที่ 701 ตระก/ชอย - ถนน ไตรมิตร

หมู่ที่ - ตำบล/แขวง ป้อมปราบ อำเภอ/เขต ป้อมปราบศัตรูพ่าย จังหวัด กรุงเทพมหานคร

ชื่อโรงงาน บริษัท อุตสาหกรรมโคราช จำกัด (โครงการโรงไฟฟ้าชีวมวลโครงการ 3 (SPP Hybrid Firm))

ประเภทหรือชนิดของโรงงานลำดับที่ 88(2)

ประกอบกิจการ ผลิตพลังงานไฟฟ้าจากเชื้อเพลิงชีวมวล (กากอ้อย และไม้สับ) ขนาดกำลังการผลิต 22.000 เมกะวัตต์

กำลังเครื่องจักร - 114,739.76 - แรงม้า จำนวนคนงาน - 8 - คน

ตั้งอยู่ ณ เลขที่ 138 ตระก/ชอย - ถนน -

หมู่ที่ 18 คลอง - แม่น้ำ - ตำบล/แขวง หนองระเวียง

อำเภอ/เขต พิมาย จังหวัด นครราชสีมา

ประกอบกิจการได้โดยให้เริ่มประกอบกิจการโรงงานภายในกำหนด - 540 - วัน นับแต่บัดนี้เป็นต้นไป

ทั้งนี้ มีรายการสาระสำคัญ ดังต่อไปนี้

- (1) เงื่อนไขการอนุญาตให้ประกอบกิจการโรงงาน และการเปลี่ยนแปลงเงื่อนไข แสดงไว้ในลำดับที่ 2
- (2) การแจ้งประกอบกิจการโรงงาน กำหนดสัณอายุใบอนุญาต และการต่ออายุใบอนุญาต แสดงไว้ในลำดับที่ 3
- (3) ใบอนุญาตขยายโรงงาน แสดงไว้ในลำดับที่ 4
- (4) เงื่อนไขการอนุญาตให้ขยายโรงงาน และการเปลี่ยนแปลงเงื่อนไข แสดงไว้ในลำดับที่ 5
- (5) การแจ้งประกอบกิจการโรงงานในส่วนที่ขยาย แสดงไว้ในลำดับที่ 6
- (6) บันทึกการเปลี่ยนแปลงต่าง ๆ แสดงไว้ในลำดับที่ 7
- (7) การอนุญาตโอนการประกอบกิจการโรงงาน แสดงไว้ในลำดับที่ 8
- (8) บันทึกการชำระค่าธรรมเนียมรายปี แสดงไว้ในลำดับที่ 9
- (9) ลำดับและจำนวนของเอกสาร แสดงไว้ในลำดับที่ 10



เลขทะเบียนโรงงานรูปแบบเดิม

3-88(2)-5/65นม

(นายเสมอใจ สุขสุเมฆ)

ประธานกรรมการกำกับกิจการพลังงาน

ผู้อนุญาต

เงื่อนไขการอนุญาตให้ประกอบกิจการโรงงาน และการเปลี่ยนแปลงเงื่อนไข

1. ผู้อนุญาตได้อาศัยอำนาจตามความในมาตรา 12 วรรคห้าแห่งพระราชบัญญัติโรงงาน พ.ศ. 2535 ให้กำหนดเงื่อนไขที่ผู้ประกอบการโรงงานจะต้องปฏิบัติเป็นพิเศษไว้ ดังต่อไปนี้

1.1 ต้องปฏิบัติตามรายงานการประเมินผลกระทบสิ่งแวดล้อม “โครงการโรงไฟฟ้าชีวมวลโครงการ 3 (SPP Hybrid Firm) ของบริษัท อุตสาหกรรมโคราช จำกัด ตั้งอยู่ที่ตำบลหนองระเวียง อำเภอพิมาย จังหวัดนครราชสีมา” ฉบับล่าสุด หรือฉบับที่มีการแก้ไขเปลี่ยนแปลงเพิ่มเติมที่ได้รับความเห็นชอบโดยเคร่งครัด

1.2 ต้องจัดการสิ่งปฏิกูลหรือวัสดุที่ไม่ใช้แล้วด้วยวิธีการที่เหมาะสม ไม่ก่อให้เกิดเหตุอันตรายความเสียหายความเดือดร้อนแก่ผู้ปฏิบัติงานและผู้อยู่อาศัยใกล้เคียงโรงงาน ทั้งนี้ให้เป็นไปตามประกาศกระทรวงอุตสาหกรรม เรื่อง การกำจัดสิ่งปฏิกูลหรือวัสดุที่ไม่ใช้แล้ว พ.ศ. 2548 ออกตามความในพระราชบัญญัติโรงงาน พ.ศ. 2535

1.3 ต้องปฏิบัติตามประกาศกระทรวงอุตสาหกรรม เรื่อง การป้องกันและระงับอัคคีภัยในโรงงาน พ.ศ. 2552

1.4 ต้องปฏิบัติตามประกาศกระทรวงอุตสาหกรรม เรื่อง มาตรการความปลอดภัยเกี่ยวกับหม้อน้ำและหม้อต้มที่ใช้ของเหลวเป็นสื่อทำความร้อน พ.ศ. 2549

1.5 ห้ามระบายน้ำทั้งออกนอกบริเวณโรงงาน

1.6 หากมีความประสงค์จะเปลี่ยนแปลงรายละเอียดโครงการซึ่งแตกต่างจากที่เสนอไว้ จะต้องเสนอรายละเอียดของการเปลี่ยนแปลง การป้องกันมลภาวะให้คณะกรรมการกำกับกิจการพลังงานเห็นชอบก่อนดำเนินการเปลี่ยนแปลงดังกล่าว

ลงชื่อ



เจ้าหน้าที่

(นางสาวกุลกัญญา เวชพันธุ์)

ผู้อำนวยการฝ่ายอนุญาตการประกอบกิจการพลังงาน
สำนักงานคณะกรรมการกำกับกิจการพลังงาน

2. ผู้อนุญาตได้อาศัยอำนาจตามความในมาตรา 20 แห่งพระราชบัญญัติโรงงาน พ.ศ. 2535 ให้ยกเลิก/เปลี่ยนแปลง/เพิ่มเติม เงื่อนไขดังกล่าวข้างต้น ดังต่อไปนี้

ลงชื่อ

เจ้าหน้าที่

()

1. แจ้งประกอบกิจการโรงงาน วันที่.....เดือน.....พ.ศ.....

2. เริ่มประกอบกิจการโรงงาน วันที่.....เดือน.....พ.ศ.....

3. กำหนดสิ้นอายุใบอนุญาต วันที่.....เดือน.....พ.ศ.....

ลงชื่อ

เจ้าหน้าที่

[illegible]

ใบอนุญาตขยายโรงงาน

ครั้งที่.....

ที่..... /

กระทรวงอุตสาหกรรม

วันที่..... เดือน..... พ.ศ.....

อนุญาตให้..... สัญชาติ.....

ประเภทหรือชนิดของโรงงานลำดับที่.....

ประกอบกิจการ.....

กำลังเครื่องจักรเพิ่มขึ้น..... แรงม้า รวมเป็น..... แรงม้า

การเพิ่มหรือแก้ไขเกี่ยวกับอาคารโรงงานทำให้ฐานรากเดิมของอาคารโรงงานฐานใดฐานหนึ่งต้องรับน้ำหนักเพิ่มขึ้นตั้งแต่ห้าร้อยกิโลกรัมขึ้นไป (มี/ไม่มี)

ตั้งอยู่ ณ เลขที่..... ตรอก/ซอย..... ถนน.....

หมู่ที่..... คลอง..... แม่น้ำ..... ตำบล/แขวง.....

อำเภอ/เขต..... จังหวัด.....

ประกอบกิจการโรงงานในส่วนที่ขยายนี้ได้ โดยให้เริ่มประกอบกิจการโรงงานภายในกำหนด..... วัน

นับแต่บัดนี้เป็นต้นไป

ลงชื่อ

ผู้อนุญาต

(

)

ครั้งที่.....

ที่..... /

กระทรวงอุตสาหกรรม

วันที่..... เดือน..... พ.ศ.....

อนุญาตให้..... สัญชาติ.....

ประเภทหรือชนิดของโรงงานลำดับที่.....

ประกอบกิจการ.....

กำลังเครื่องจักรเพิ่มขึ้น..... แรงม้า รวมเป็น..... แรงม้า

การเพิ่มหรือแก้ไขเกี่ยวกับอาคารโรงงานทำให้ฐานรากเดิมของอาคารโรงงานฐานใดฐานหนึ่งต้องรับน้ำหนักเพิ่มขึ้นตั้งแต่ห้าร้อยกิโลกรัมขึ้นไป (มี/ไม่มี)

ตั้งอยู่ ณ เลขที่..... ตรอก/ซอย..... ถนน.....

หมู่ที่..... คลอง..... แม่น้ำ..... ตำบล/แขวง.....

อำเภอ/เขต..... จังหวัด.....

ประกอบกิจการโรงงานในส่วนที่ขยายนี้ได้ โดยให้เริ่มประกอบกิจการโรงงานภายในกำหนด..... วัน

นับแต่บัดนี้เป็นต้นไป

ลงชื่อ

ผู้อนุญาต

(

)

เงื่อนไขการอนุญาตให้ขยายโรงงาน และการเปลี่ยนแปลงเงื่อนไข

ครั้งที่

1. ผู้อนุญาตได้อาศัยอำนาจตามความในมาตรา 12 วรรคห้าแห่งพระราชบัญญัติโรงงาน พ.ศ. 2535 ให้กำหนดเงื่อนไขที่ผู้ประกอบการกิจการโรงงานจะต้องปฏิบัติเป็นพิเศษไว้ ดังต่อไปนี้

ลงชื่อ

เจ้าหน้าที่

2. ผู้อนุญาตได้อาศัยอำนาจตามความในมาตรา 20 แห่งพระราชบัญญัติโรงงาน พ.ศ. 2535 ให้ยกเลิก/เปลี่ยนแปลง/เพิ่มเติม เงื่อนไขดังกล่าวข้างต้น ดังต่อไปนี้

ลงชื่อ

เจ้าหน้าที

()

บันทึกการเปลี่ยนแปลงต่าง ๆ

ครั้งที่	สาระสำคัญของการเปลี่ยนแปลงเกี่ยวกับโรงงาน	วันที่บันทึก	เจ้าหน้าที่

การอนุญาตโอนการประกอบกิจการโรงงาน

ครั้งที่.....

ที่..... /

กระทรวงอุตสาหกรรม

วันที่..... เดือน..... พ.ศ.....

อนุญาตให้..... สัญชาติ.....

อยู่บ้าน/สำนักงานเลขที่..... ตรอก/ซอย..... ถนน.....

หมู่ที่..... ตำบล/แขวง..... อำเภอ/เขต..... จังหวัด.....

ประเภทหรือชนิดของโรงงานลำดับที่.....

ประกอบกิจการ.....

กำลังเครื่องจักร..... แรงม้า..... จำนวนคนงาน..... คน

ตั้งอยู่ ณ เลขที่..... ตรอก/ซอย..... ถนน.....

หมู่ที่..... คลอง..... แม่น้ำ..... ตำบล/แขวง.....

อำเภอ/เขต..... จังหวัด..... ประกอบกิจการโรงงานได้

ลงชื่อ

ผู้อนุญาต

(.....)

ครั้งที่.....

ที่..... /

กระทรวงอุตสาหกรรม

วันที่..... เดือน..... พ.ศ.....

อนุญาตให้..... สัญชาติ.....

อยู่บ้าน/สำนักงานเลขที่..... ตรอก/ซอย..... ถนน.....

หมู่ที่..... ตำบล/แขวง..... อำเภอ/เขต..... จังหวัด.....

ประเภทหรือชนิดของโรงงานลำดับที่.....

ประกอบกิจการ.....

กำลังเครื่องจักร..... แรงม้า..... จำนวนคนงาน..... คน

ตั้งอยู่ ณ เลขที่..... ตรอก/ซอย..... ถนน.....

หมู่ที่..... คลอง..... แม่น้ำ..... ตำบล/แขวง.....

อำเภอ/เขต..... จังหวัด..... ประกอบกิจการโรงงานได้

ลงชื่อ

ผู้อนุญาต

(.....)

2.2 ใบอนุญาตประกอบกิจการผลิตไฟฟ้า (กกพ 01-1(2)/65-297)



เลขที่ กกพ ๐๑-๑(๒)/๖๕-๒๙๗

คณะกรรมการกำกับกิจการพลังงาน

ใบอนุญาตประกอบกิจการผลิตไฟฟ้า

ออกให้แก่ บริษัท อุตสาหกรรมโคราช จำกัด

สถานประกอบกิจการ โครงการโรงไฟฟ้าชีวมวลโครงการ ๓
(SPP Hybrid Firm)

ที่ตั้ง เลขที่ ๑๓๘ หมู่ที่ ๑๘ ตำบลหนองระเวียง
อำเภอพิมาย จังหวัดนครราชสีมา

วัตถุประสงค์ ประกอบกิจการผลิตไฟฟ้าที่มีกำลังการผลิตติดตั้ง
เกินกว่า ๑๐ เมกะวัตต์ แต่ไม่เกิน ๑๕๐ เมกะวัตต์

ออกให้ ณ วันที่ ๒๓ พฤษภาคม ๒๕๖๕

ใบอนุญาตฉบับนี้มีผลใช้บังคับนับแต่วันที่ออกใบอนุญาต และมีกำหนดอายุ ๒๐ ปี โดยผู้รับใบอนุญาตต้องปฏิบัติตามพระราชบัญญัติการประกอบกิจการพลังงาน พ.ศ. ๒๕๕๐ และเงื่อนไขประกอบการอนุญาตที่แนบมาพร้อมใบอนุญาตฉบับนี้ รวมทั้งที่จะกำหนดเพิ่มเติมหรือปรับปรุงในอนาคตอย่างเคร่งครัด

ผู้ให้อนุญาต

(นายเสมอใจ ศุขสุเมฆ)

ประธานกรรมการกำกับกิจการพลังงาน

เงื่อนไขประกอบการอนุญาต

การประกอบกิจการผลิตไฟฟ้า

บริษัท อุตสาหกรรมโคราช จำกัด

(โครงการโรงไฟฟ้าชีวมวลโครงการ ๓ (SPP Hybrid Firm))

เลขที่ใบอนุญาต กกพ ๐๑-๑(๒)/๖๕-๒๙๗

รายการเอกสารสำคัญประกอบด้วย

- เงื่อนไขเฉพาะในการประกอบกิจการผลิตไฟฟ้า
- ภาคผนวก ก แสดงข้อมูล ดังต่อไปนี้
 - ☒ คุณสมบัติของผู้รับใบอนุญาต
 - ☒ ขอบเขตการได้รับอนุญาตและรายละเอียดการประกอบกิจการ
 - ☒ วัตถุประสงค์การประกอบกิจการ
- ภาคผนวก ข แสดงข้อมูล ดังต่อไปนี้
 - ☐ บันทึกการเปลี่ยนแปลงรายการที่ได้รับอนุญาต
 - ☐ บันทึกการต่ออายุใบอนุญาต
 - ☐ บันทึกการโอนสิทธิและหน้าที่ตามใบอนุญาต

เงื่อนไขเฉพาะ

ลำดับที่ ๑ ณ วันที่ ๒๓ พฤษภาคม ๒๕๖๕

ข้อที่	เงื่อนไขเฉพาะในการประกอบกิจการผลิตไฟฟ้า
๑.	ต้องปฏิบัติตามรายงานการประเมินผลกระทบสิ่งแวดล้อม "โครงการโรงไฟฟ้าชีวมวลโครงการ ๓ (SPP Hybrid Firm) ของบริษัท อุตสาหกรรมโคราช จำกัด ตั้งอยู่ที่ตำบลหนองระเวียง อำเภอพิมาย จังหวัดนครราชสีมา" ฉบับล่าสุด หรือฉบับที่มีการแก้ไขเปลี่ยนแปลงเพิ่มเติมที่ได้รับความเห็นชอบโดยเคร่งครัด
๒.	หากมีความประสงค์จะเปลี่ยนแปลงรายละเอียดโครงการแตกต่างจากที่เสนอไว้ในการขออนุญาตประกอบกิจการพลังงาน จะต้องเสนอรายละเอียดของการเปลี่ยนแปลงให้คณะกรรมการให้ความเห็นชอบก่อนดำเนินการเปลี่ยนแปลงดังกล่าว
๓.	ต้องปฏิบัติตามสัญญาซื้อขายไฟฟ้ากับการไฟฟ้าฝ่ายผลิตแห่งประเทศไทย เลขที่ PPA-SPP/F-๒๐๒๐-๐๑๒ ลงวันที่ ๒๘ สิงหาคม ๒๕๖๓ โดยเคร่งครัด และหากมีการเปลี่ยนแปลงรายละเอียดหรือเงื่อนไขประกอบสัญญาซื้อขายไฟฟ้างดงามกล่าวจะต้องแจ้งให้คณะกรรมการทราบ หลังจากดำเนินการแล้วเสร็จภายใน ๓๐ วัน ทั้งนี้ ห้ามนำไฟฟ้าที่ซื้อจากการไฟฟ้าหรือแหล่งอื่นใด ที่มีได้ผลิตตามกระบวนการผลิตที่ได้ขออนุญาตไว้มาจำหน่ายกลับเข้าระบบโครงข่ายไฟฟ้าของการไฟฟ้า
๔.	ให้ผู้รับใบอนุญาตจัดทำและส่งข้อมูลตามประกาศคณะกรรมการกำกับกิจการพลังงาน เรื่อง หลักเกณฑ์วิธีการ และเงื่อนไขการจัดทำและส่งข้อมูลเกี่ยวกับการประกอบกิจการพลังงาน พ.ศ. ๒๕๖๑ หรือ ฉบับที่ปรับปรุงแก้ไข
๕.	ต้องจัดทำแผนปฏิบัติการฉุกเฉิน จัดการฝึกอบรม แนะนำวิธีการป้องกันเกี่ยวกับการปฏิบัติงานในส่วนที่อาจก่อให้เกิดอันตราย อุบัติเหตุและอุบัติเหตุ และมีการฝึกซ้อมอย่างน้อยปีละ ๑ ครั้ง ทั้งนี้ จะต้องมียุทธศาสตร์เอกสารการดำเนินการแสดงไว้ที่สถานประกอบกิจการให้สามารถตรวจสอบได้ตลอดเวลา
๖.	หากมีกฎหมายอื่นที่เกี่ยวข้องกำหนดให้ต้องได้รับอนุญาตหรือดำเนินการอื่นใดก่อนเริ่มก่อสร้างสถานประกอบกิจการพลังงาน หรือก่อนเริ่มประกอบกิจการ ผู้รับใบอนุญาตมีหน้าที่ต้องปฏิบัติตามกฎหมายนั้นอย่างเคร่งครัดด้วย

ภาคผนวก ก

ลำดับที่ ๑ ณ วันที่ ๒๓ พฤษภาคม ๒๕๖๕

รายละเอียดของผู้รับใบอนุญาต

ชื่อผู้รับใบอนุญาต	บริษัท อุตสาหกรรมโคราช จำกัด
สถานะทางกฎหมาย	นิติบุคคลเอกชน
ที่อยู่สำนักงานใหญ่	เลขที่ ๗๐๑ ถนนไมตรีจิตต์ แขวงป้อมปราบ เขตป้อมปราบศัตรูพ่าย กรุงเทพมหานคร

ขอบเขตการได้รับอนุญาต

ประกอบกิจการ	ผลิตไฟฟ้า
สถานประกอบกิจการ	บริษัท อุตสาหกรรมโคราช จำกัด โครงการโรงไฟฟ้าชีวมวลโครงการ ๓ (SPP Hybrid Firm)
ที่ตั้งสถานประกอบกิจการ	เลขที่ ๑๓๘ หมู่ที่ ๑๘ ตำบลหนองระเวียง อำเภอพิมาย จังหวัดนครราชสีมา

รายละเอียดการประกอบกิจการ

ลำดับ	ประเภทโรงไฟฟ้า	กำลังการผลิตติดตั้ง		ชนิดเชื้อเพลิง/ แหล่งพลังงาน		วันที่ อนุญาต
		MW	kVA	หลัก	เสริม	
๑	กังหันไอน้ำ	๒๒.๐๐๐	๒๗,๕๐๐.๐๐	ชีวมวล (กากอ้อย และ ไม้สับ)	-	๒๓ พ.ค. ๒๕๖๕
รวม		๒๒.๐๐๐	๒๗,๕๐๐.๐๐			

หมายเหตุ: ขนาดกำลังการผลิตติดตั้ง (Terminal Rated Output) คำนวณจากขนาดกำลังการผลิต (Rated Capacity) ของเครื่องกำเนิดไฟฟ้าประกอบกับขนาดของเครื่องต้นกำลัง โดยคำนึงถึงขนาดของเครื่องจักรที่ต่ำกว่าเป็นสำคัญ ทั้งนี้ ไม่นับรวมเครื่องกำเนิดไฟฟ้าชนิดเครื่องยนต์ดีเซลที่มีวัตถุประสงค์เพื่อเป็นไฟฟ้าสำรองฉุกเฉิน (Emergency Backup)

วัตถุประสงค์การประกอบกิจการ

ประเภท	MW	สัญญาซื้อขายไฟฟ้า		
		เลขที่	วันที่มีผลใช้ บังคับ	อายุ
เพื่อจำหน่ายเข้าระบบจำหน่ายไฟฟ้า ของ กฟผ.	๑๓.๘๔	PPA-SPP/F- ๒๐๒๐-๐๑๒	๒๘ ส.ค. ๒๕๖๓	๒๐ ปี

ภาคผนวก ข-๑

บันทึกการเปลี่ยนแปลงรายการที่ได้รับอนุญาตซึ่งเป็นสาระสำคัญ			
ลำดับ	มติ กกพ.		วันที่มีผลใช้บังคับ
	ครั้งที่	วันที่	
	รายละเอียด: -ไม่มี-		
	รายละเอียด:		
	รายละเอียด:		
	รายละเอียด:		
	รายละเอียด:		

ภาคผนวก ข-๒

บันทึกการเปลี่ยนแปลงรายการที่ได้รับอนุญาตซึ่งไม่เป็นสาระสำคัญ			
ลำดับ	รายละเอียด	พนักงานเจ้าหน้าที่	วันที่บันทึก
	-ไม่มี-		

ภาคผนวก ข-๓

บันทึกการต่ออายุใบอนุญาต			
ลำดับ	มติ กกพ.		รายละเอียด
	ครั้งที่	วันที่	
			-ไม่มี-

ภาคผนวก ข-๔

บันทึกการโอนสิทธิและหน้าที่ตามใบอนุญาต			
ลำดับ	มติ กกพ.		รายละเอียด
	ครั้งที่	วันที่	
			-ไม่มี-

ภาคผนวกที่ 3

ใบรายงานผลการวิเคราะห์จากห้องปฏิบัติการ

Calibration Report

Customer Name : Korachindustry Co., Ltd.
Address : 138 Moo 18, Nong Rawiang, Phimai, Nakhon Ratchasima 30110
Project Name : โครงการโรงไฟฟ้าชีวมวลโครงการ 3 (SPP Hybrid Firm)
Sampling Date : January - June, 2022

Ambient

Item	Equipment	Manufacturer	Model	Serial Number	Calibration Date
1	TSP High-volume No. C23	Local	HIVOL-BBCBE	4032	January 25, 2022
2	TSP High-volume No. C21	Local	HIVOL-BBCBE	B-TSP-C20	January 25, 2022
3	TSP High-volume No. C20	Local	HIVOL-BBCBE	B-TSP-C19	January 25, 2022
4	TSP High-volume No. C17	Local	HIVOL-BBCBE	PM10 202002	January 25, 2022
5	High-volume PM-10 No. 13	Andersen Instrument	HIVOL-BMBBE	4654	January 25, 2022
6	High-volume PM-10 No. 16	Andersen Instrument	HIVOL-BMBBE	2216	January 25, 2022
7	High-volume PM-10 No. 15	Andersen Instrument	HIVOL-BMBBE	B2012-10	January 25, 2022
8	High-volume PM-10 No. 2	Thermo Andersen	HIVOL-BMBBE	610-644	January 25, 2022
9	Orifice	TISCH Environmental	TE-5025A	3362	July 26, 2021
10	Electronic Balance	Mettler Toledo	AB204-S	1123103723	January 4, 2022
11	NOx Analyzer	HORIBA	APNA-360	8517870114	January 26, 2022
12	NOx Analyzer	API	200A	1464	January 26, 2022
13	NOx Analyzer	API	200A	56	January 26, 2022
14	NOx Analyzer	API	200A	1975	January 26, 2022
15	SO ₂ Analyzer	Thermo	43c	73370-373	January 26, 2022

Calibration Report

Customer Name : Korachindustry Co., Ltd.
Address : 138 Moo 18, Nong Rawiang, Phimai, Nakhon Ratchasima 30110
Project Name : โครงการโรงไฟฟ้าชีวมวลโครงการ 3 (SPP Hybrid Firm)
Sampling Date : January - June, 2022

Ambient

Item	Equipment	Manufacturer	Model	Serial Number	Calibration Date
16	SO ₂ Analyzer	Thermo	43c	64390-343/2	January 26, 2022
17	SO ₂ Analyzer	Thermo	43i-BNSAA	CM14430003	January 26, 2022
18	SO ₂ Analyzer	Thermo	43i-BNSAA	CM14430001	January 26, 2022
19	CO Analyzer	Horiba	APMA-370	C06YT0NC	January 26, 2022
20	CO Analyzer	Horiba	APMA-370	3VJ73T6X	January 26, 2022
21	CO Analyzer	Horiba	APMA-360	576876074	January 26, 2022
22	CO Analyzer	Thermo	48C	0415406563	January 26, 2022
23	WS/WD NO.16	Davis Instruments	Wizard III	WC40801A97	August 6, 2021
24	Acoustic Calibrator	LARSON DAVIS	CAL150	2197	July 28, 2021
25	Sound Level Meter	Rion	NL-21	00909616	January 25, 2022
26	Sound Level Meter	Rion	NL-42	00157509	January 25, 2022
27	Sound Level Meter	Rion	NL-42	00221308	January 25, 2022
28	Sound Level Meter	BSWA TECH	BSWA 309	570117	January 25, 2022
29	Sound Level Meter	Rion	NL-42	00221384	January 25, 2022
30	Sound Level Meter	BSWA TECH	BSWA 309	570108	January 25, 2022
31	Sound Level Meter	Rion	NL-42	00157458	January 25, 2022

Calibration Report


Customer Name : Korachindustry Co., Ltd.
Address : 138 Moo 18, Nong Rawiang, Phimai, Nakhon Ratchasima 30110
Project Name : โครงการโรงไฟฟ้าชีวมวลโครงการ 3 (SPP Hybrid Firm)
Sampling Date : January - June, 2022

Ambient

Item	Equipment	Manufacturer	Model	Serial Number	Calibration Date
32	Sound Level Meter	Rion	NL-21	00410178	January 25, 2022
33	Sound Level Meter	BSWA TECH	BSWA 309	590085	January 25, 2022
34	Sound Level Meter	Rion	NL-21	00954570	January 25, 2022



(Ms. Napajirut Muenwong)
Environmental Scientist

(Ms. Panicha Promchai)
Laboratory Supervisor

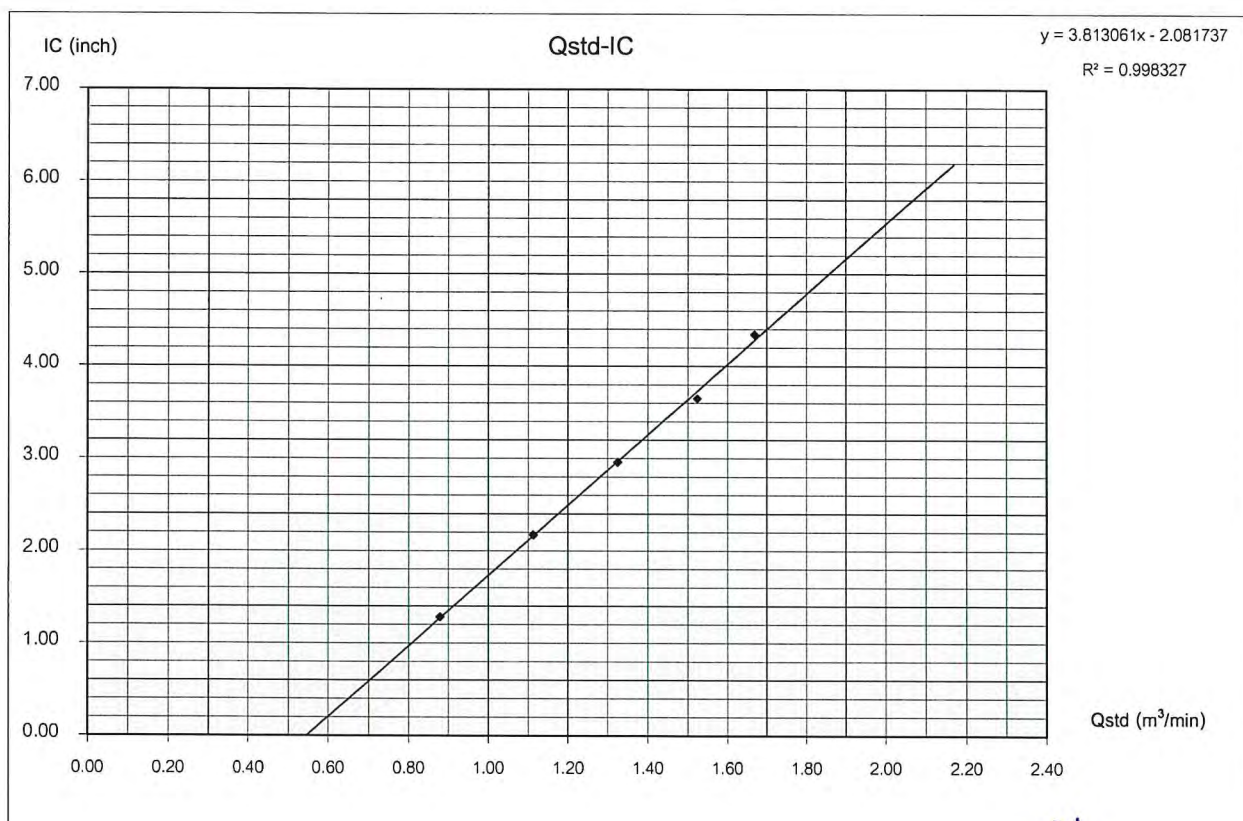
TSP HIGH VOLUME AIR SAMPLER CALIBRATION REPORT

Sampler Location				Date	January 25, 2022
โรงเรียนหนองบัวล้อย				Start Time	11:48 AM
Sampler Number	TSP No.C23	Transfer Standard Type	Orifice	Stop Time	11:58 AM
Instrument Model	HIVOL-BBCBE	Calibrator Model	TE-5025A	Calibrated By	Mr.Nigul Phokhamla
Motor Serial Number	4032	Calibrator Serial Number	3362		
Recorder Serial Number	-				

Plate No.	(Delta H)			(A)	(X)	(I)	(Y)	Temperature	Barometric Pressure	Start Meter	Stop Meter
	Pressure Drop Across Orifice (inH ₂ O)			$[\Delta H_2O(Pa/P_{std})(T_{std}/Ta)]^{1/2}$	$Qstd = (1/m)[(A-b)]$	Sample Flow Rate Indicator	$IC = I[(Pa/P_{std})(T_{std}/Ta)]^{1/2}$				
	Positive	Negative	ΔH_2O		(m ³ /min)	(inch)		(°K = °C+273)	(mmHg)		
5	1.5	1.5	3.0	1.70981	0.87998	1.3	1.28	305.0	758.0		
7	2.4	2.4	4.8	2.16275	1.11285	2.2	2.17	305.0	758.0		
10	3.4	3.4	6.8	2.57419	1.32438	3.0	2.96	305.0	758.0		
13	4.5	4.5	9.0	2.96147	1.52349	3.7	3.65	305.0	758.0		
18	5.4	5.4	10.8	3.24413	1.66881	4.4	4.34	305.0	758.0		
Linear Regression Y ON X : Y= mX + b							Average	305.0	758.0		
1	Slope (m)			1.94506	Linear Equation			r ²	0.998327	Pstd(mmHg)	760.0
2	Intercept (b)			-0.00181	Set Point Flow Rate (X) (m ³ /min)			1.133	r	0.9991631	T _{NTP}
3	Correlation Coefficient (r)			0.99999	Final Set Flow Rate = (I)			0	(Pa/Pstd)*(Tstd/Ta)		
Result								C=(Pa/Pstd)*(Tstd/Ta)^0.5			0.987156522

COMMENT

Andersen Instruments, Inc.



Checked By

Suthin m. (11246)
(Mr. Prayun Detkla)
Technician

Approved By
envi research
ENVIRONMENT RESEARCH & TECHNOLOGY CO., LTD.

(Mr. Pantupon Podang)
Environmental Scientist

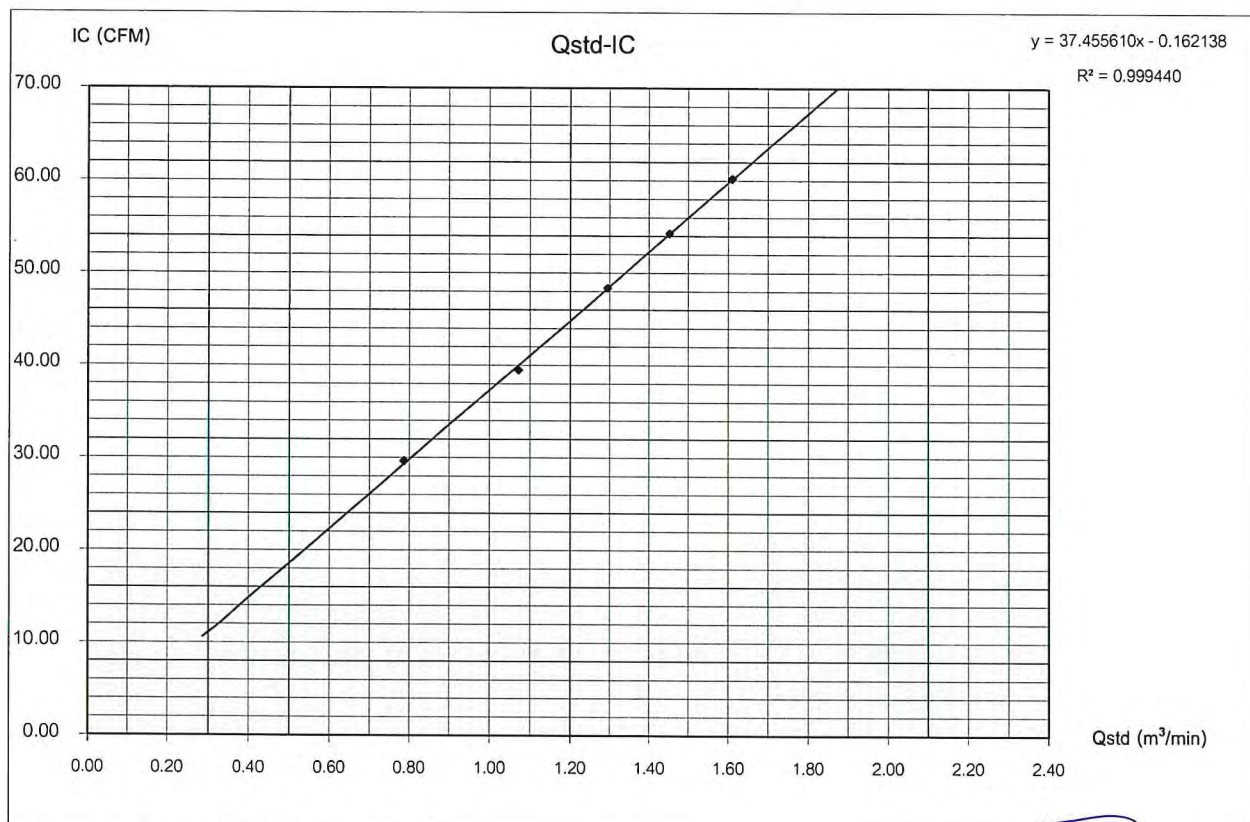
PM10 HIGH VOLUME AIR SAMPLER CALIBRATION REPORT

Sampler Location				Date	January 25, 2022
โรงเรียนหนองบัวลอย				Start Time	11:59 AM
Sampler Number	PM-10 No.13	Transfer Standard Type	Orifice	Stop Time	12:09 PM
Instrument Model	HIVOL-BMBBE	Calibrator Model	TE-5025A	Calibrated By	Mr.Nigul Phokhamla
Motor Serial Number	0604-417	Calibrator Serial Number	3362		
Recorder Serial Number	4654				

Plate No.	(Delta H)			(A) [ΔH ₂ O(Pa/P _{std})(T _{std} /Ta)] ^{1/2}	(X) Qstd = (1/m)[(A-b)] (m ³ /min)	(I) ample Flow Rate Indicato (ft ³ /min)	(Y) IC = I[(Pa/P _{std})(T _{std} /Ta)] ^{1/2}	Temperature	Barometric	Start	Stop
	Positive	Negative	ΔH ₂ O					(°K = °C+273)	Pressure (mmHg)	Meter	Meter
5	1.3	1.3	2.6	1.59174	0.78726	30.0	29.61	305.0	758.0		
7	2.4	2.4	4.8	2.16275	1.07137	40.0	39.49	305.0	758.0		
10	3.5	3.5	7.0	2.61177	1.29479	49.0	48.37	305.0	758.0		
13	4.4	4.4	8.8	2.92838	1.45232	55.0	54.29	305.0	758.0		
18	5.4	5.4	10.8	3.24413	1.60942	61.0	60.22	305.0	758.0		
Linear Regression Y ON X : Y= mX + b							Average	305.0	758.0		
1	Slope (m)			2.00980	Linear Equation			r ²	0.999440	Pstd(mmHg)	760.
2	Intercept (b)			0.00951	Set Point Flow Rate (X) (m ³ /min)		1.133	r	0.99972	T _{NTP}	298.
3	Correlation Coefficient (r)			0.99999	Final Set Flow Rate = (I)		0	(Pa/Pstd)*(Tstd/Ta)		0.974477998	
Result								C=(Pa/Pstd)*(Tstd/Ta)^0.5		0.987156522	

COMMENT

Andersen Instruments, Inc.



Checked By

Suthin m. (unc)
(Mr. Prayun Detkla)
Technician

envi research
ENVIRONMENT RESEARCH & TECHNOLOGY CO., LTD.

Approved By

(Mr. Parupon Podang)
Environmental Scientist

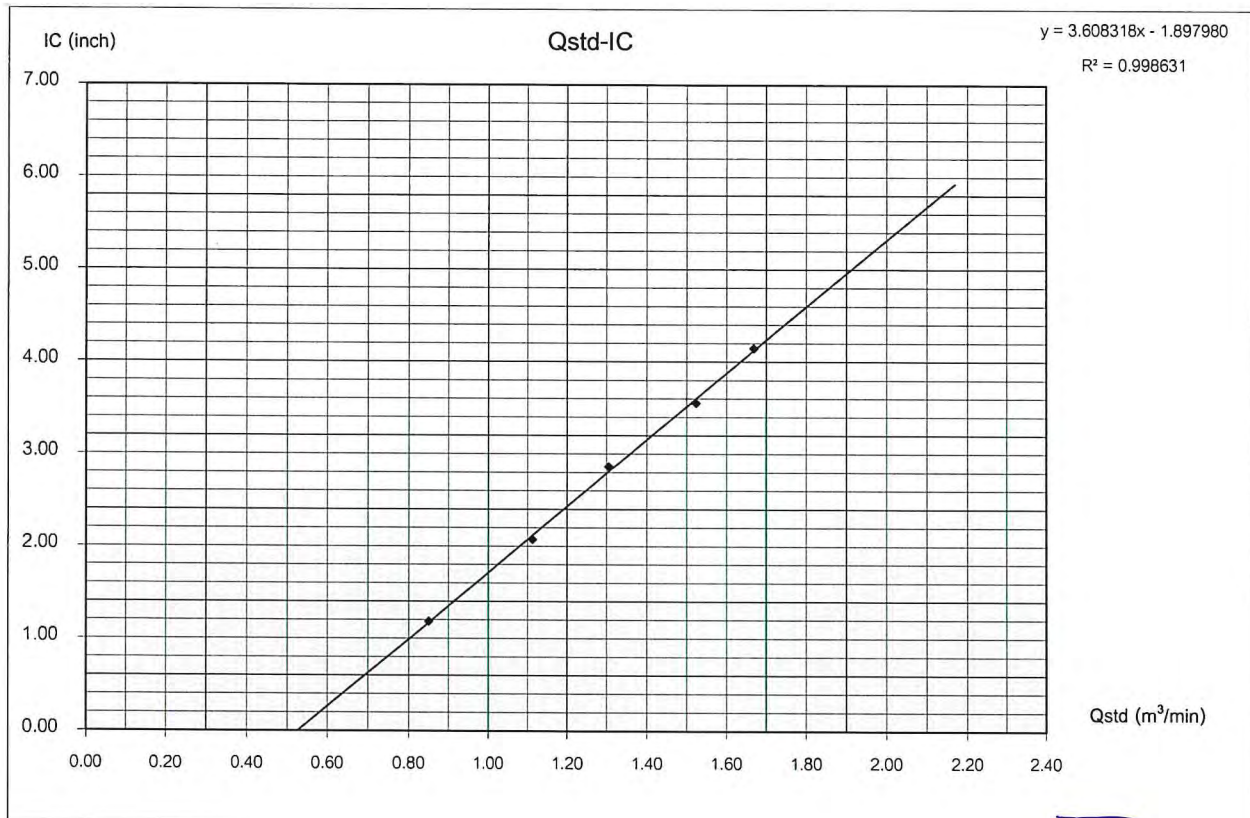
TSP HIGH VOLUME AIR SAMPLER CALIBRATION REPORT

Sampler Location				Date	January 25, 2022
โรงเรียนนิคมสร้างตนเองพินาย 4				Start Time	11:20 AM
Sampler Number	TSP No.C21	Transfer Standard Type	Orifice	Stop Time	11:30 AM
Instrument Model	HIVOL-BBCBE	Calibrator Model	TE-5025A	Calibrated By	Mr.Nigul Phokhamla
Motor Serial Number	B-TSP-C20	Calibrator Serial Number	3362		
Recorder Serial Number	-				

Plate No.	(Delta H)			(A)	(X)	(I)	(Y)	Temperature	Barometric Pressure	Start Meter	Stop Meter
	Pressure Drop Across Orifice (inH ₂ O)			$[\Delta H_2O(Pa/P_{std})(T_{std}/Ta)]^{1/2}$	$Qstd = (1/m)[(A-b)]$ (m ³ /min)	sample Flow Rate Indication (inch)	$IC = I[(Pa/P_{std})(T_{std}/Ta)]^{1/2}$	(*K = °C+273)	(mmHg)		
	Positive	Negative	ΔH ₂ O								
5	1.4	1.4	2.8	1.65183	0.85017	1.2	1.18	305.0	758.0		
7	2.4	2.4	4.8	2.16275	1.11285	2.1	2.07	305.0	758.0		
10	3.3	3.3	6.6	2.53605	1.30477	2.9	2.86	305.0	758.0		
13	4.5	4.5	9.0	2.96147	1.52349	3.6	3.55	305.0	758.0		
18	5.4	5.4	10.8	3.24413	1.66881	4.2	4.15	305.0	758.0		
Linear Regression Y ON X : Y= mX + b							Average	305.0	758.0		
1	Slope (m)			1.94506	Linear Equation			r ²	0.998631	Pstd(mmHg)	760.0
2	Intercept (b)			-0.00181	Set Point Flow Rate (X) (m ³ /min)		1.133	r	0.9993153	T _{NTP}	298.0
3	Correlation Coefficient (r)			0.99999	Final Set Flow Rate = (I)		0	(Pa/Pstd)*(Tstd/Ta)			0.974477998
Result								C=(Pa/Pstd)*(Tstd/Ta)^0.5			0.987156522

COMMENT

Andersen Instruments, Inc.



Checked By

Suthin m. (m4)
(Mr. Prayun Detkla)
Technician

envi research
ENVIRONMENT RESEARCH & TECHNOLOGY CO., LTD.

Approved By

(Mr. Panupon Podang)
Environmental Scientist

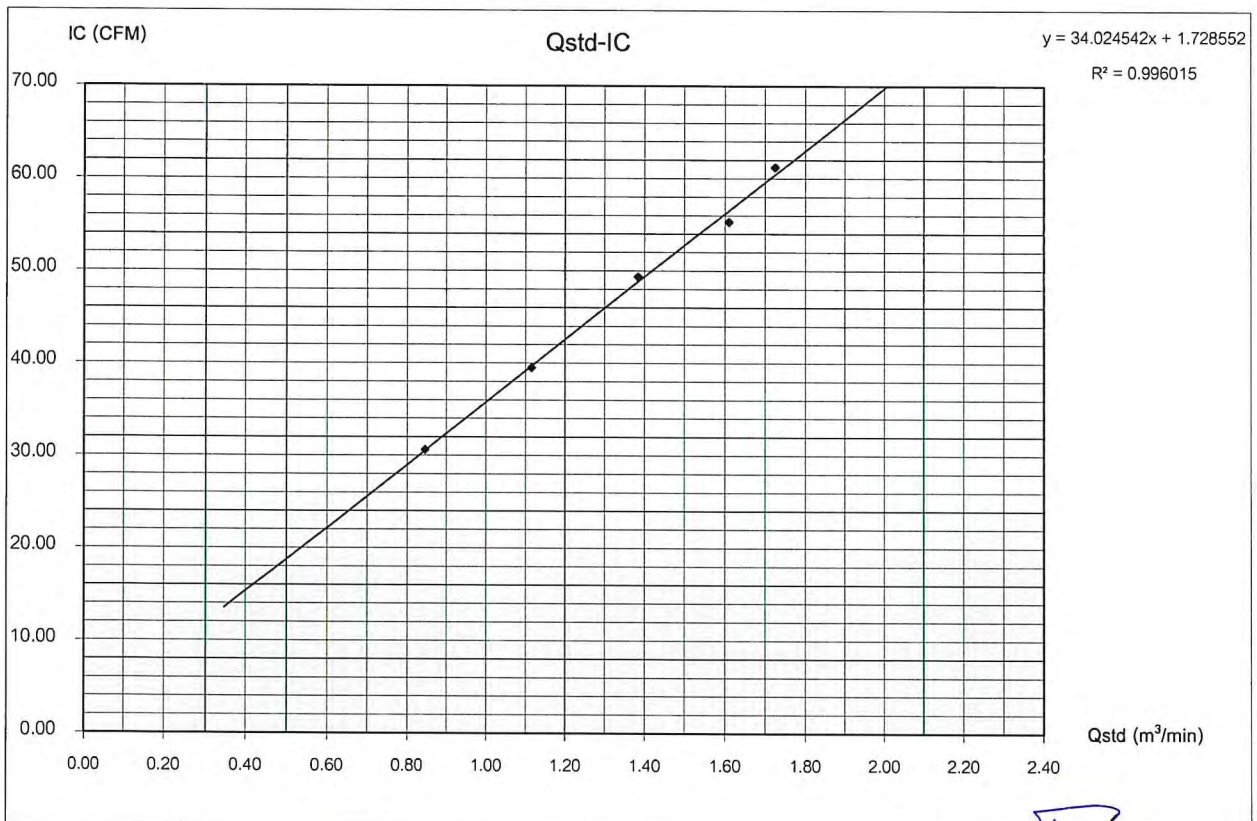
PM10 HIGH VOLUME AIR SAMPLER CALIBRATION REPORT

Sampler Location				Date	January 25, 2022
โรงเรียนนิคมสร้างตนเองพินาย 4				Start Time	11:30 AM
Sampler Number	PM-10 No.16	Transfer Standard Type	Orifice	Stop Time	11:40 AM
Instrument Model	HIVOL-BMBBE	Calibrator Model	TE-5025A	Calibrated By	Mr.Nigul Phokhamla
Motor Serial Number	2066	Calibrator Serial Number	3362		
Recorder Serial Number	2216				

Plate	(Delta H)			(A)	(X)	(I)	(Y)	Temperature	Barometric	Start	Stop	
No.	Pressure Drop Across Orifice (inH ₂ O)			$[\Delta H_2O(Pa/P_{std})(T_{std}/Ta)]^{1/2}$	$Q_{std} = (1/m)[(A-b)]$	ample Flow Rate Indication	$IC = I[(Pa/P_{std})(T_{std}/Ta)]^{1/2}$	(*K = °C+273)	Pressure	Meter	Meter	
	Positive	Negative	ΔH ₂ O									
5	1.5	1.5	3.0	1.70981	0.84600	31.0	30.60	305.0	758.0			
7	2.6	2.6	5.2	2.25106	1.11531	40.0	39.49	305.0	758.0			
10	4.0	4.0	8.0	2.79210	1.38451	50.0	49.36	305.0	758.0			
13	5.4	5.4	10.8	3.24413	1.60942	56.0	55.28	305.0	758.0			
18	6.2	6.2	12.4	3.47614	1.72486	62.0	61.20	305.0	758.0			
Linear Regression Y ON X : Y= mX + b							Average	305.0	758.0			
1	Slope (m)			2.00980	Linear Equation			r^2	0.996015	Pstd(mmHg)	760.0	
2	Intercept (b)			0.00951	Set Point Flow Rate (X) (m ³ /min)		1.133	r	0.9980055	T _{NTP}	298.0	
3	Correlation Coefficient (r)			0.99999	Final Set Flow Rate = (I)		0	(Pa/Pstd)*(Tstd/Ta)			0.974477998	
Result									C=(Pa/Pstd)*(Tstd/Ta)^0.5			0.987156522

COMMENT

Andersen Instruments, Inc.



Checked By

Suthin m. (11/24/22)
(Mr. Prayun Detkla)
Technician



Approved By

(Mr. Panupon Podang)
Environmental Scientist

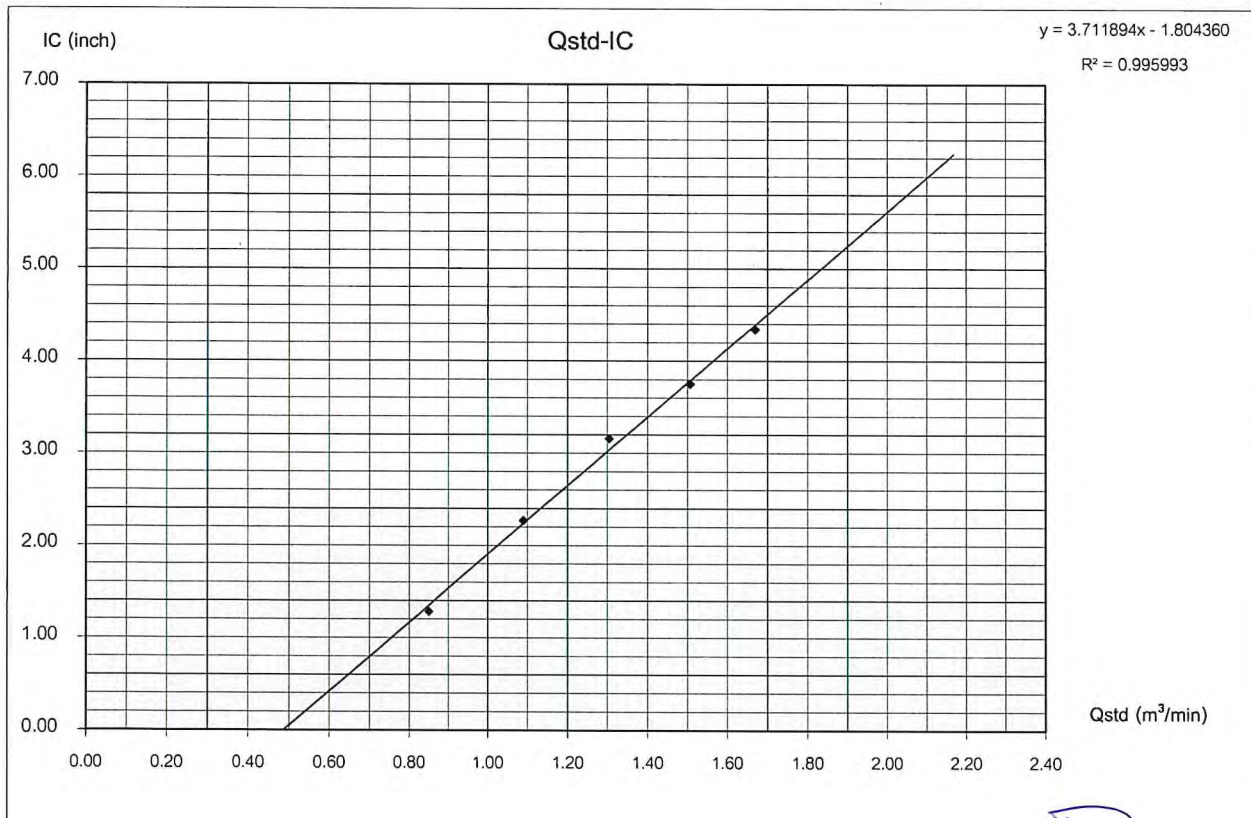
TSP HIGH VOLUME AIR SAMPLER CALIBRATION REPORT

Sampler Location				Date	January 25, 2022
วัดบ้านเพชร				Start Time	12:42 PM
Sampler Number	TSP No.C20	Transfer Standard Type	Orifice	Stop Time	12:52 PM
Instrument Model	HIVOL-BBCBE	Calibrator Model	TE-5025A	Calibrated By	Mr.Nigul Phokhamla
Motor Serial Number	B-TSP-C19	Calibrator Serial Number	3362		
Recorder Serial Number	-				

Plate No.	(Delta H)			(A)	(X)	(I)	(Y)	Temperature	Barometric Pressure	Start Meter	Stop Meter
	Pressure Drop Across Orifice (inH ₂ O)			$[\Delta H_2O(Pa/P_{std})(T_{std}/Ta)]^{1/2}$	Qstd = (1/m)[(A-b)] (m ³ /min)	Sample Flow Rate Indication (inch)	$IC = I[(Pa/P_{std})(T_{std}/Ta)]^{1/2}$	(°K = °C+273)	(mmHg)		
	Positive	Negative	ΔH ₂ O								
5	1.4	1.4	2.8	1.65183	0.85017	1.3	1.28	305.0	758.0		
7	2.3	2.3	4.6	2.11721	1.08944	2.3	2.27	305.0	758.0		
10	3.3	3.3	6.6	2.53605	1.30477	3.2	3.16	305.0	758.0		
13	4.4	4.4	8.8	2.92838	1.50648	3.8	3.75	305.0	758.0		
18	5.4	5.4	10.8	3.24413	1.66881	4.4	4.34	305.0	758.0		
Linear Regression Y ON X : Y= mX + b							Average	305.0	758.0		
1	Slope (m)			1.94506	Linear Equation			r ²	0.995993	Pstd(mmHg)	760.0
2	Intercept (b)			-0.00181	Set Point Flow Rate (X) (m ³ /min)		1.133	r	0.9979945	T _{NTP}	298.0
3	Correlation Coefficient (r)			0.99999	Final Set Flow Rate = (I)		0	(Pa/Pstd)*(Tstd/Ta)		0.974477998	
Result								C=(Pa/Pstd)*(Tstd/Ta)^0.5		0.987156522	

COMMENT

Andersen Instruments, Inc.



Checked By

Suthin m. (Mr. Prayun Detkla)
Technician

envi research
ENVIRONMENT RESEARCH & TECHNOLOGY CO., LTD.

Approved By

(Mr. Panupon Podang)
Environmental Scientist

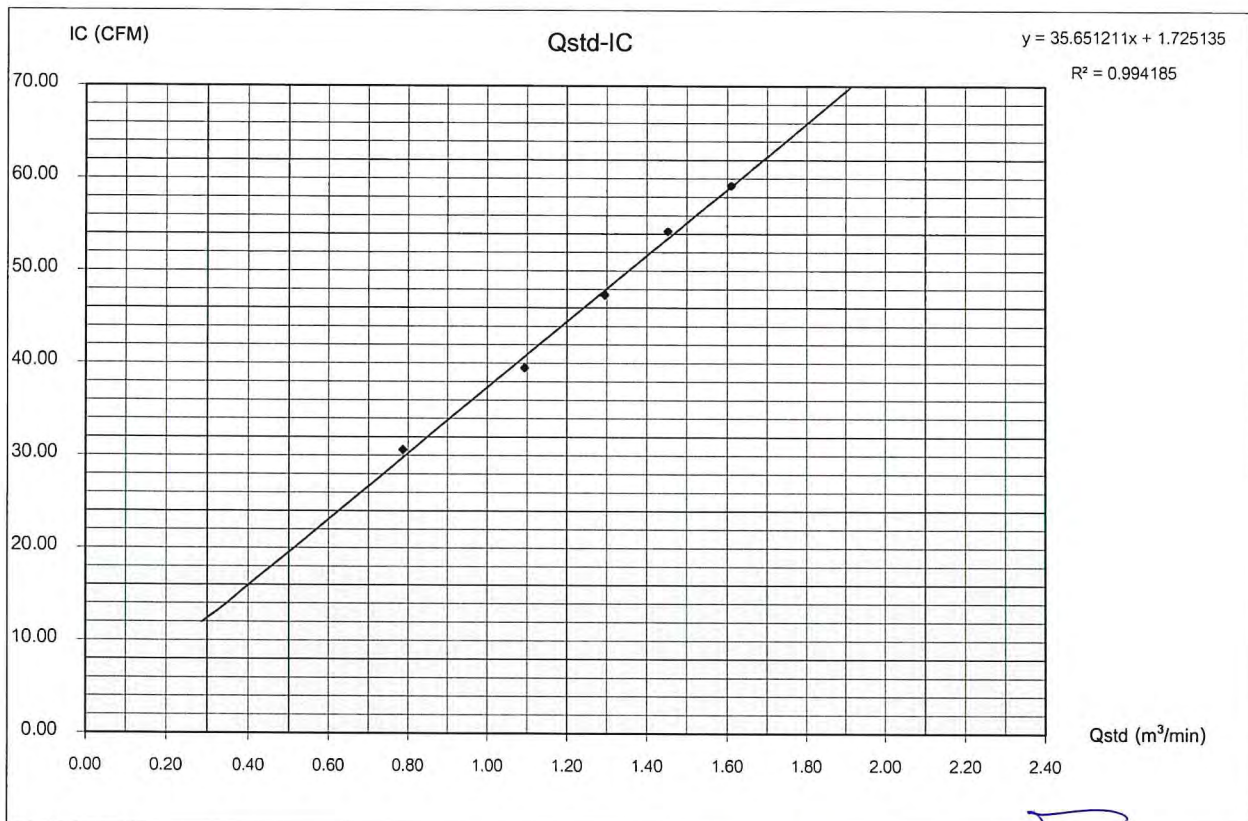
PM10 HIGH VOLUME AIR SAMPLER CALIBRATION REPORT

Sampler Location				Date	January 25, 2022
วัดบ้านเพชร				Start Time	12:53 PM
Sampler Number	PM-10 No.15	Transfer Standard Type	Orifice	Stop Time	1:03 PM
Instrument Model	HIVOL-BMBBE	Calibrator Model	TE-5025A	Calibrated By	Mr.Nigul Phokhamla
Motor Serial Number	B2012-10	Calibrator Serial Number	3362		
Recorder Serial Number	4649				

Plate No.	(Delta H)			(A)	(X)	(I)	(Y)	Temperature	Barometric Pressure	Start Meter	Stop Meter
	Pressure Drop Across Orifice (inH ₂ O)			[ΔH ₂ O(Pa/P _{std})(T _{std} /Ta)] ^{1/2}	Qstd = (1/m)[(A-b)] (m ³ /min)	Sample Flow Rate Indication (ft ³ /min)	IC = I[(Pa/P _{std})(T _{std} /Ta)] ^{1/2}	(*K = °C+273)	(mmHg)		
	Positive	Negative	ΔH ₂ O								
5	1.3	1.3	2.6	1.59174	0.78726	31.0	30.60	305.0	758.0		
7	2.5	2.5	5.0	2.20735	1.09356	40.0	39.49	305.0	758.0		
10	3.5	3.5	7.0	2.61177	1.29479	48.0	47.38	305.0	758.0		
13	4.4	4.4	8.8	2.92838	1.45232	55.0	54.29	305.0	758.0		
18	5.4	5.4	10.8	3.24413	1.60942	60.0	59.23	305.0	758.0		
Linear Regression Y ON X : Y= mX + b							Average	305.0	758.0		
1	Slope (m)			2.00980	Linear Equation			r ²	0.994185	Pstd(mmHg)	760.
2	Intercept (b)			0.00951	Set Point Flow Rate (X) (m ³ /min)		1.133	r	0.9970883	T _{NTP}	298.
3	Correlation Coefficient (r)			0.99999	Final Set Flow Rate = (I)		0	(Pa/Pstd)*(Tstd/Ta)		0.974477998	
Result								C=(Pa/Pstd)*(Tstd/Ta)^0.5		0.987156522	

COMMENT

Andersen Instruments, Inc.



Checked By

Suthin m. (Signature)
(Mr. Prayun Detkla)
Technician

envi research
ENVIRONMENT RESEARCH & TECHNOLOGY CO., LTD.

Approved By

(Mr. Panupon Podang)
Environmental Scientist

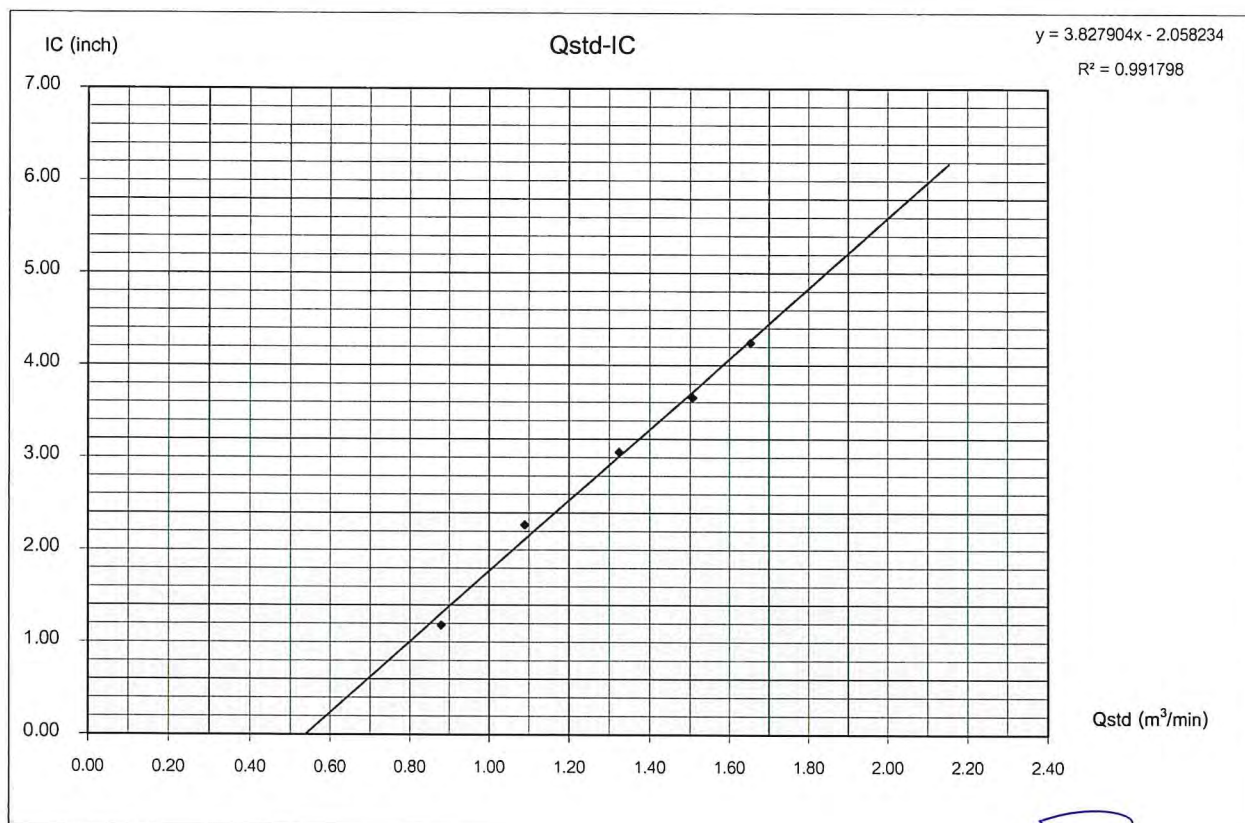
TSP HIGH VOLUME AIR SAMPLER CALIBRATION REPORT

Sampler Location				Date	January 25, 2022
โรงเรียนบ้านหนองโสน				Start Time	12:19 PM
Sampler Number	TSP No.C17	Transfer Standard Type	Orifice	Stop Time	12:29 PM
Instrument Model	HIVOL-BBCBE	Calibrator Model	TE-5025A	Calibrated By	Mr.Nigul Phokhamla
Motor Serial Number	PM10 202002	Calibrator Serial Number	3362		
Recorder Serial Number	-				

Plate No.	(Delta H)			(A)	(X)	(I)	(Y)	Temperature	Barometric	Start	Stop
	Pressure Drop Across Orifice (inH ₂ O)			$[\Delta H_2O(Pa/P_{std})(T_{std}/Ta)]^{1/2}$	Qstd = (1/m)[(A-b)] (m ³ /min)	sample Flow Rate Indication (inch)	$IC = I[(Pa/P_{std})(T_{std}/Ta)]^{1/2}$	("K = °C+273)	Pressure (mmHg)	Meter	Meter
	Positive	Negative	ΔH ₂ O								
5	1.5	1.5	3.0	1.70981	0.87998	1.2	1.18	305.0	758.0		
7	2.3	2.3	4.6	2.11721	1.08944	2.3	2.27	305.0	758.0		
10	3.4	3.4	6.8	2.57419	1.32438	3.1	3.06	305.0	758.0		
13	4.4	4.4	8.8	2.92838	1.50648	3.7	3.65	305.0	758.0		
18	5.3	5.3	10.6	3.21395	1.65330	4.3	4.24	305.0	758.0		
Linear Regression Y ON X : Y= mX + b							Average	305.0	758.0		
1	Slope (m)			1.94506	Linear Equation			r ²	0.991798	Pstd(mmHg)	760.0
2	Intercept (b)			-0.00181	Set Point Flow Rate (X) (m ³ /min)		1.133	r	0.9958906	T _{NTP}	298.0
3	Correlation Coefficient (r)			0.99999	Final Set Flow Rate = (I)		0	(Pa/Pstd)*(Tstd/Ta)		0.974477998	
Result								C=(Pa/Pstd)*(Tstd/Ta)^0.5		0.987156522	

COMMENT

Andersen Instruments, Inc.



Checked By

Suthin m. (Signature)
(Mr. Prayun Detkla)
Technician



Approved By

(Mr. Panupon Podang)
Environmental Scientist

PM10 HIGH VOLUME AIR SAMPLER CALIBRATION REPORT

Sampler Location				Date	January 25, 2022
โรงเรียนบ้านหนองโสน				Start Time	12:29 PM
Sampler Number	PM-10 No.2	Transfer Standard Type	Orifice	Stop Time	12:39 PM
Instrument Model	HIVOL-BMBBE	Calibrator Model	TE-5025A	Calibrated By	Mr.Nigul Phokhamla
Motor Serial Number	610-644	Calibrator Serial Number	3362		
Recorder Serial Number	7139				

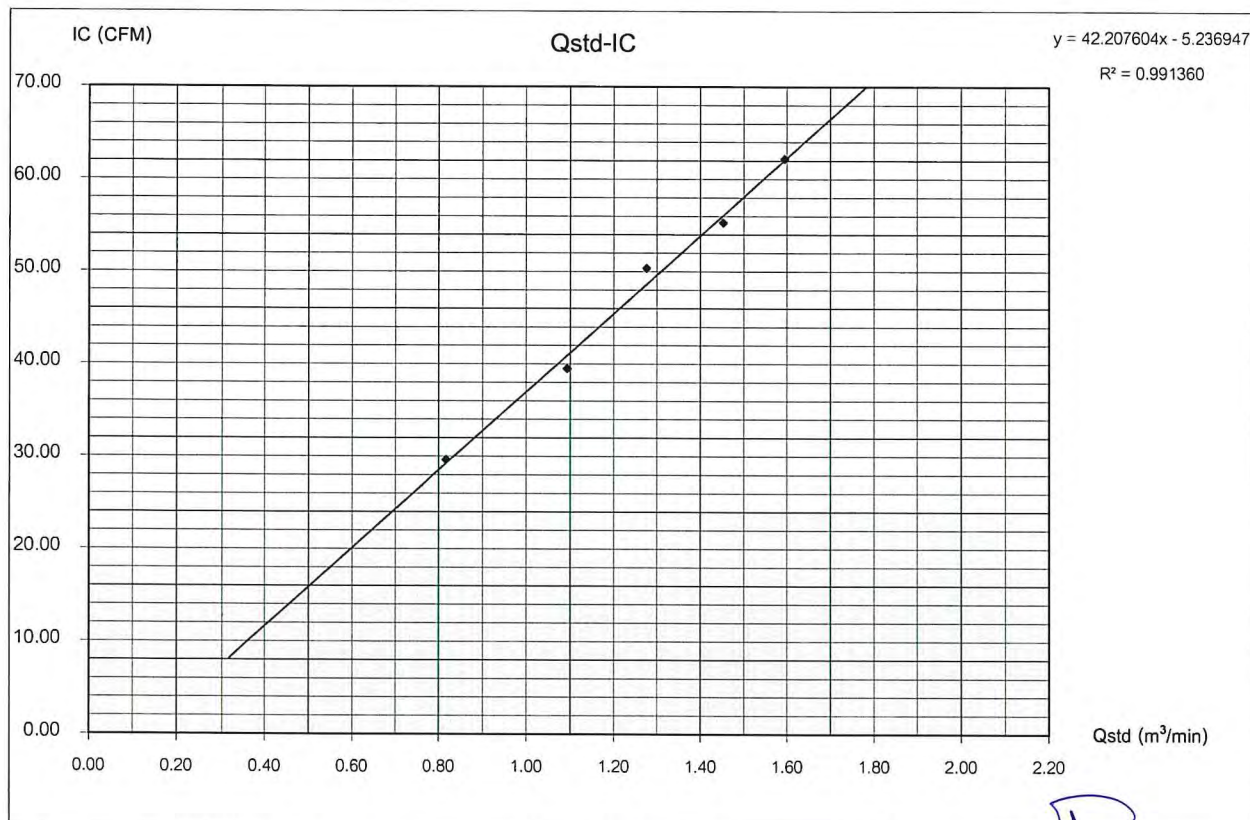
Plate No.	(Delta H)			(A)	(X)	(I)	(Y)	Temperature	Barometric Pressure	Start Meter	Stop Meter
	Positive	Negative	ΔH_2O	$[\Delta H_2O(Pa/P_{std})(T_{std}/T_a)]^{1/2}$	$Q_{std} = (1/m)[(A-b)]$ (m ³ /min)	Sample Flow Rate Indication (ft ³ /min)	$IC = I[(Pa/P_{std})(T_{std}/T_a)]^{1/2}$	(°K = °C+273)	(mmHg)		
5	1.4	1.4	2.8	1.65183	0.81716	30.0	29.61	305.0	758.0		
7	2.5	2.5	5.0	2.20735	1.09356	40.0	39.49	305.0	758.0		
10	3.4	3.4	6.8	2.57419	1.27609	51.0	50.34	305.0	758.0		
13	4.4	4.4	8.8	2.92838	1.45232	56.0	55.28	305.0	758.0		
18	5.3	5.3	10.6	3.21395	1.59441	63.0	62.19	305.0	758.0		

Linear Regression Y ON X : Y= mX + b

1	Slope (m)	2.00980	Linear Equation		Average	305.0	758.0	
2	Intercept (b)	0.00951	Set Point Flow Rate (X) (m ³ /min)	1.133	r ²	0.991360	Pstd(mmHg)	760.0
3	Correlation Coefficient (r)	0.99999	Final Set Flow Rate = (I)	0	r	0.9956706	T _{NTP}	298.0
Result						(Pa/Pstd)*(Tstd/Ta)	0.974477998	
						C=(Pa/Pstd)*(Tstd/Ta)*0.5	0.987156522	

COMMENT

Andersen Instruments, Inc.



Checked By

Suthin m. (11/1/22)
(Mr. Prayun Detkla)
Technician

envi research
ENVIRONMENT RESEARCH & TECHNOLOGY CO., LTD.

Approved By

Pn
(Mr. Panupon Podang)
Environmental Scientist



RECALIBRATION

DUE DATE:

July 26, 2022

Certificate of Calibration

Calibration Certification Information

Cal. Date: July 26, 2021 Rootsmeter S/N: 438320 Ta: 297 °K
Operator: Jim Tisch Pa: 749.3 mm Hg
Calibration Model #: TE-5025A Calibrator S/N: 3362

Run	Vol. Init (m3)	Vol. Final (m3)	ΔVol. (m3)	ΔTime (min)	ΔP (mm Hg)	ΔH (in H2O)
1	1	2	1	1.4180	3.2	2.00
2	3	4	1	0.9940	6.4	4.00
3	5	6	1	0.8890	8.0	5.00
4	7	8	1	0.8460	8.8	5.50
5	9	10	1	0.6970	12.8	8.00

Data Tabulation

Vstd (m3)	Qstd (x-axis)	$\sqrt{\Delta H \left(\frac{Pa}{Pstd} \right) \left(\frac{Tstd}{Ta} \right)}$ (y-axis)	Va	Qa (x-axis)	$\sqrt{\Delta H \left(\frac{Ta}{Pa} \right)}$ (y-axis)
0.9850	0.6947	1.4066	0.9957	0.7022	0.8904
0.9808	0.9867	1.9892	0.9915	0.9974	1.2592
0.9787	1.1009	2.2240	0.9893	1.1128	1.4078
0.9776	1.1556	2.3326	0.9883	1.1682	1.4765
0.9723	1.3950	2.8132	0.9829	1.4102	1.7807
QSTD	m=	2.00980	QA	m=	1.25850
	b=	0.00951		b=	0.00602
	r=	0.99999		r=	0.99999

Calculations

Vstd=	$\Delta Vol((Pa-\Delta P)/Pstd)(Tstd/Ta)$	Va=	$\Delta Vol((Pa-\Delta P)/Pa)$
Qstd=	Vstd/ΔTime	Qa=	Va/ΔTime
For subsequent flow rate calculations:			
Qstd=	$1/m \left(\left(\sqrt{\Delta H \left(\frac{Pa}{Pstd} \right) \left(\frac{Tstd}{Ta} \right)} \right) - b \right)$	Qa=	$1/m \left(\left(\sqrt{\Delta H \left(\frac{Ta}{Pa} \right)} \right) - b \right)$

Standard Conditions

Tstd:	298.15 °K
Pstd:	760 mm Hg
Key	
ΔH:	calibrator manometer reading (in H2O)
ΔP:	rootsmeter manometer reading (mm Hg)
Ta:	actual absolute temperature (°K)
Pa:	actual barometric pressure (mm Hg)
b:	intercept
m:	slope

RECALIBRATION

US EPA recommends annual recalibration per 1998 40 Code of Federal Regulations Part 50 to 51, Appendix B to Part 50, Reference Method for the Determination of Suspended Particulate Matter in the Atmosphere, 9.2.17, page 30



PLAY SOLUTION

PLAY SOLUTION TECHNOLOGY COMPANY LIMITED

179/75 Nawong Pracha Pattana Road, Sikan, Donmuang, Bangkok 10210

Tel.: +66 2 011 0505, Fax: +66 2 010 7700

www.playsotec.com



CERTIFICATE OF CALIBRATION

Customer

Certificate no. PST-0001-22

Page no. 1 of 3

Company : ENVIRONMENT RESEARCH & TECHNOLOGY CO.,LTD.
Address : 25/114 Moo 6 Soi Chinaket 1, Ngamwongwan Road, Toongsonghong,
City / Province : Laksi, Bangkok
Zip/Postal : 10210

Device

Equipment : Electronic Balance Capacity : 220 g
Manufacturer : METTLER TOLEDO Readability : 0.0001 g
Model : AB204-S ID No. : ERTC-L-In-0048
Serial No. : 1123103723

Environment Conditions

Location of Calibration : Calibration Laboratory at Play Solution Technology Co.,Ltd
Ambient Temperature : 25.9 (°C)
Relative Humidity : 53.1 (%RH)
Barometric Pressure : 1011.5 (mba)
Calibration Procedure : This Calibration was conducted by using In-House calibration procedure number CP-M-001 base on "UKAS LAB 14"
Comment :

Date of Receipt : January 4, 2022

Date of Calibration : January 4, 2022

Issue Date : January 4, 2022

Calibrated by : Kittichai R.
(Kittichai Rattanatham)
Calibrator

Approved by : K. R.
(Kittichai Rattanatham)
Approved Signature

The reported uncertainty is based on a standard uncertainty multiplied by a coverage factor k=2, providing a level of confidence of approximately 95%

This Certificate is issued in accordance with the conditions of accreditation granted by Thai Laboratory Accreditation scheme which has assessed the measurement capability of the laboratory and is traceability to recognize national standards and to the unit of measurement realized at the corresponding national standard laboratory. This certificate may not be reproduced other than in full except with the prior written approval prior written approval of the calibration center, Play Solution Technology Co.,Ltd



PLAY SOLUTION

PLAY SOLUTION TECHNOLOGY COMPANY LIMITED

179/75 Nawong Pracha Pattana Road, Sikan, Donmuang, Bangkok 10210

Tel.: +66 2 011 0505, Fax: +66 2 010 7700

www.playsotec.com

NSC-TISI-TIS17025
CALIBRATION 0378

CERTIFICATE OF CALIBRATION

Result of Calibration : Without Adjustment

Certificate no. PST-0001-22

Page no. 2 of 3

1. Repeatability

Weighing Rang 1 (g)	Norminal Value (g)	Standard Deviation (g)
Max.capacity 220	200	0.00005

Weighing Rang 2 (g)	Norminal Value (g)	Standard Deviation (g)
Max.capacity		

2. Linearity, Departure of Indication from nominal value

Weighing Range 1

Norminal Value (g)	Standard Value (g)	Indication (g)	Error of Indication (g)	Expanded Uncertainty (g)	Factor k
0.001	0.00100	0.0010	0.0000	0.00011	2.07
0.01	0.01000	0.0100	0.0000	0.00011	2.07
0.1	0.10001	0.1000	0.0000	0.00011	2.07
1	1.00001	1.0000	0.0000	0.00011	2.06
5	5.00002	5.0000	0.0000	0.00011	2.06
10	10.00001	10.0000	0.0000	0.00011	2.05
50	50.00003	50.0000	0.0000	0.00013	2.03
100	100.00004	100.0001	0.0001	0.00018	2.00
150	150.00007	150.0001	0.0000	0.00024	2.00
200	200.00006	200.0002	0.0001	0.00031	2.00

Weighing Range 2

Norminal Value (g)	Standard Value (g)	Indication (g)	Error of Indication (g)	Expanded Uncertainty (g)	Factor k

The given extended measurement uncertainty is the standard uncertainty of the measurement multiplied by cover factor ,k as per listed in table above, which corresponds to a confidene level of about 95%



PLAY SOLUTION

PLAY SOLUTION TECHNOLOGY COMPANY LIMITED

179/75 Nawong Pracha Pattana Road, Sikan, Donmuang, Bangkok 10210

Tel.: +66 2 011 0505, Fax: +66 2 010 7700

www.playsotec.com



CERTIFICATE OF CALIBRATION

Result of Calibration

Certificate no. PST-0001-22

Page no. 3 of 3

3. Eccentricity

Test load at least 1/3 of the maximum capacity, typically placed between 1/2 and 1/3 of the distance from the centre of the load receptor to the edge.



Weighing Range 1

Test Load : 100 (g)

Position	Indication (g)
1	100.0001
2	100.0001
3	100.0002
4	100.0001
5	100.0002
Max.Deviation	0.0001

Weighing Range 2

Test Load : (g)

Position	Indication (g)
Max.Deviation	

Standard methode

The calibration was performed by using calibration laboratory's in-house calibration methode : CP-M-001 based on "UKAS LAB 14 : Calibration of weighing machine" : edition 6 | October 2019

Reference standards instrument

Instrument	OIML Class	S/N	Certificate No.	Due Date
Standard Weight Set	E2	4000021952	MM-0183-20	December 8, 2022
Standard Weight Set	-	-	-	-
Standard Weight Set	-	-	-	-
Standard Weight Set	-	-	-	-

Measurement Uncertainty

The given measurement uncertainty is the standard of the measurement multiplied by an extension factor k which corresponds to a confidence level of about 95% for a normal distribution. The standard uncertainty was calculated according to M3003

Traceability : The measurement is traceable to national standard, which realize the physical unit of measurement (SI)

- National institute of Metrology (Thailand) through Calibration Laboratory

END OF REPORT

Calibration Data of NOx Analyzer

Analyzer Performance Test

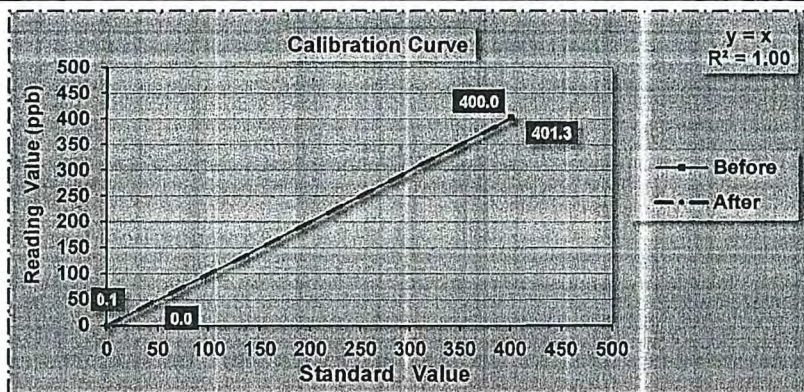
Equipment	Gas Analyzer (NOx)	Customer Name	Korachindustry
Manufacture	HORIBA	Location	Envi Research
Model	APNA-360	Scientist	Panupon
Serial No.	8517870114	Calibration Date	January 24, 2022
Analyzer Unit	ppm	Time	1:42 PM

Instruments for Calibration

Instruments	Manufacture	Model	Serial Number
Zero Air Supply	Thermo Env.	111	0700419829
Dynamic Dilution Calibrator	Tanabyte	3011-GD	0165
Standard Gas Components	CO = 4,516 ppm		
Cylinder No : EB0123013	NO = 55.3 ppm		
Expire Date : Oct 22, 2027	SO ₂ = 54.9 ppm		

Single Point Calibration

Standard Gas	Standard Gas Value	Analyzer Value								% Abs Error
		NO _x (ppb)		NO (ppb)		NO ₂ (ppb)		Stability		
		Before	After	Before	After	Before	After	Before	After	
Zero	0	0.5	0.0	0.1	0.0	0.4	0.0	-	-	-
Span	400	401.7	400.0	401.3	400.0	0.4	0.0	-	-	0.3



STATUS TEST AND VALIDATION OF NOx ANALYZER MODEL APNA-360

Parameter	Unit	Observed Value		Nominal Range
		Before Adjust	After Adjust	
Range	ppm	0.5	0.5	0.1 - 1.0 Standard
Signal NO	mV	2.5	3.0	Voltage of the measured NO value
Signal NOx	mV	26.4	26.8	Voltage of the measured NOx value
Detector	kPa	61.1	61.1	(Present Air Pressure/101.3 x 100 - 20) ± 4
Sample Flow	LPM	1.1	1.1	1.1 ± 0.3
NO Slope	-	0.87041	0.87041	0.50000 - 2.00000
NOx Slope	-	0.88873	0.88873	0.50000 - 2.00000
Motherboard Status	-	OK	OK	OK
Alarm Detected	-	None	None	None

Calibrate By :

(MR.PANUPON PODANG)
January 24, 2022

Checked By :

(MS.SUTATIP IM-NOI)
January 24, 2022

Calibration Data of SO₂ Analyzer

Analyzer Performance Test

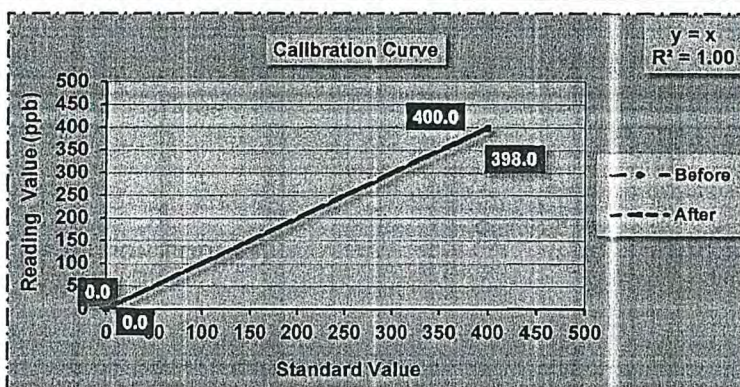
Equipment	Gas Analyzer (SO ₂)	Customer Name	Korachindustry
Manufacture	Thermo	Location	Envi Research
Model	43C	Scientist	Panupon
Serial No.	73370-373	Calibration Date	January 20, 2022
Analyzer Unit	ppb	Time	4:12 PM

Instruments for Calibration

Instruments	Manufacture	Model	Serial Number
Zero Air Supply	Thermo Env.	111	0700419829
Dynamic Dilution Calibrator	Tanabyte	3011-GD	0165
Standard Gas Components	CO = 4,516 ppm		
Cylinder No : EB0123013	NO = 55.3 ppm		
Expire Date : Oct 22, 2027	SO ₂ = 54.9 ppm		

Single Point Calibration

Standard Gas	Standard Gas Value	Analyzer Value (ppb)		Stability		% Abs Error
		Before	After	Before	After	
Zero	0	0.0	0.0	-	-	-
Span	400	398.0	400.0	-	-	0.5



STATUS TEST AND VALIDATION OF SO₂ ANALYZER MODEL 43C

Parameter	Display As	Unit	Observed Value		Nominal Range
			Before Adjust	After Adjust	
Range	RANGE	ppb	500	500	0 - 500 standard
Internal Temperature	INTERNAL	°C	30.4	30.2	8.0 °C to 47.0 °C
Chamber Temp	CHAMBER	°C	44.5	44.8	43.0 °C to 47.0 °C
Pressure	PRESSURE	mmHg	643.0	644.1	400.0 to 1,000
Sample Flow	SAMP FLOW	LPM	0.495	0.496	0.350 to 1.000
Lamp Intensity	INTENSITY	Hz	28,086	28,86	20,000 to 50,000
Lamp Voltage	LAMP VOLTAGE	V	945	945	750 to 1,200
SO ₂ Concentration	SO ₂ CONCENTRATION	ppb	1.3	1.3	0 to 10,000
Motherboard Status	MOTHERBOARD STATUS	-	OK	OK	OK
Interface Status	INTERFACE STATUS	-	OK	OK	OK

Calibrate By :

(MR.PANUPON PODANG)
January 20, 2022

envi research
Checked By
ENVIRONMENT RESEARCH & TECHNOLOGY CO., LTD.

(MS.SUTATIP IM-NOI)
January 20, 2022

Calibration Data of CO Analyzer

Analyzer Performance Test

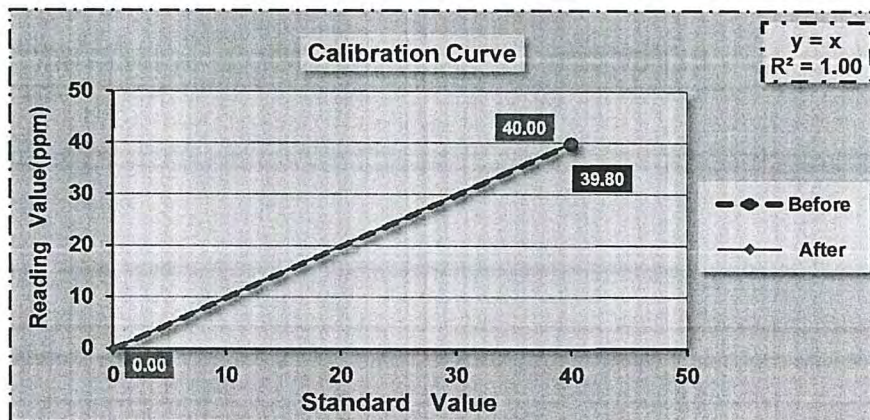
Equipment	Gas Analyzer (CO)	Customer Name	Korachindustry
Manufacture	HORIBA	Location	Envi Research
Model	APMA-370	Scientist	Panupon
Serial No.	C06YT0NC	Calibration Date	January 19, 2022
Analyzer Unit	ppm	Time	4:55 PM

Instruments for Calibration

Instruments	Manufacture	Model	Serial Number
Zero Air Supply	Thermo Env.	111	0700419829
Dynamic Dilution Calibrator	Tanabyte	3011-GD	0165
Standard Gas Components	CO = 4,516 ppm		
Cylinder No : EB0123013	NO = 55.3 ppm		
Expire Date : Oct 22, 2027	SO ₂ = 54.9 ppm		

Single Point Calibration

Standard Gas	Standard Gas Value	Analyzer Value (ppm)		Stability		% Abs Error
		Before	After	Before	After	
Zero	0	-0.05	0.00	-	-	-
Span	40	39.80	40.00	-	-	0.50



STATUS TEST AND VALIDATION OF CO ANALYZER MODEL APMA-370

Parameter	Unit	Observed Value		Nominal Range
		Before Adjust	After Adjust	
SIGNAL(MAIN)	mV	2.0	2.4	Voltage of the measured CO Value
SIGNAL (COMP)	mV	0.1	0.2	Voltage of the interference component Value
CELL	°C	31.0	31.1	Ambient + (5 to 10 C)
PUMP	kpa	41.5	41.6	less than 65
AMBIENT	kpa	101.3	101.4	Atmospheric pressure
DC 24V	mV	24.0	24.0	24+/- 0.5 V
DC 5V	mV	4.9	4.9	5+/- 0.5 V

Calibrate By :

(MR.PANUPON PODANG)
January 19, 2022

envi research
Checked By
ENVIRONMENT RESEARCH & TECHNOLOGY CO., LTD.

(MS.SUTATIP IM-NOI)
January 19, 2022

Calibration Data of NOx Analyzer

Analyzer Performance Test

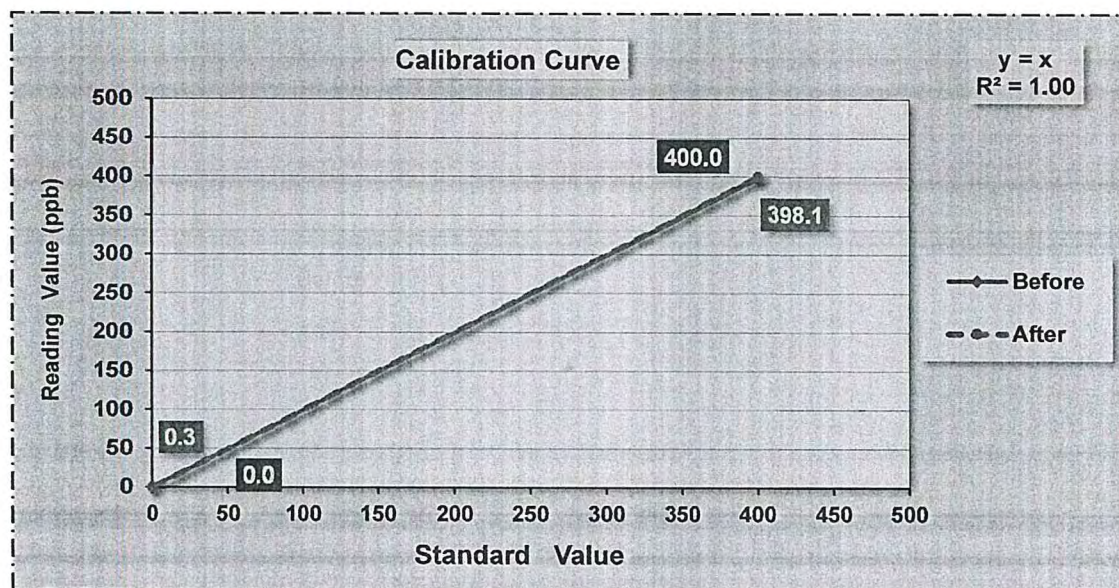
Equipment	Gas Analyzer (NOx)	Customer Name	Korachindustry
Manufacture	API	Location	Envi Research
Model	200A	Scientist	Panupon
Serial No.	1464	Calibration Date	January 20, 2022
Analyzer Unit	ppb	Time	4:15 PM

Instruments for Calibration

Instruments	Manufacture	Model	Serial Number
Zero Air Supply	Thermo Env.	111	0700419829
Dynamic Dilution Calibrator	Tanabyte	3011-GD	0165
Standard Gas Components	CO = 4.516 ppm		
Cylinder No : EB0123013	NO = 55.3 ppm		
Expire Date : Oct 22, 2027	SO ₂ = 54.9 ppm		

Single Point Calibration

Standard Gas	Standard Gas Value	Analyzer Value								% Abs Error
		NO _x (ppb)		NO (ppb)		NO ₂ (ppb)		Stability		
		Before	After	Before	After	Before	After	Before	After	
Zero	0	-0.8	0.0	0.3	0.0	-1.1	0.0	-	-	-
Span	400	410.2	405.0	398.1	400.0	12.1	5.0	-	-	0.5



STATUS TEST AND VALIDATION OF NO_x ANALYZER MODEL 200A

Parameter	Display As	Unit	Observed Value		Nominal Range
			Before Adjust	After Adjust	
Range	RANGE	ppb	500	500	0 - 500 standard
Stability	STABIL	ppb	0.8	0.2	< 2 with zero air
Sample Flow	SAMP FL	cc / min	456	454	500 +/- 50
Ozone Flow	OZONE FL	cc / min	77	77	80 +/- 10
PMT signal	PMT	mV	54	55	0 to 5,000
Auto - Zero	AZERO	mV	40	39	-20 to 150
High Voltage Power Supply	HVPS	V	759	759	450 to 900
Reaction Cell Temperature	RCELL TEMP	°C	50	50	50 +/- 1
Box Temperature	BOX TEMP	°C	30	29	Ambient temp.+3 / -7
PMT Temperature	PMT TEMP	°C	7	7	7 +/- 1
Converter Temperature	MOLY TEMP	°C	315	316	315 +/- 5
Reaction Cell Pressure	RCEL	In - Hg - A	10	10	2 to 10 (Constant)
Sample Pressure	SAMP	In - Hg - A	30	30	Ambient - 1 (Constant)
NO _x Slope	NO _x SLOPE	-	1.004	1.004	1.000 +/- 0.300
NO _x Offset	NO _x OFFSET	mV	-4	-4	0 +/- 20
NO Slope	NO SLOPE	-	0.987	0.987	1.000 +/- 0.300
NO Offset	NO OFFSET	mV	-6	-6	0 +/- 20

Calibrate By :

(MR.PANUPON PODANG)

January 20, 2022



Checked By :

(MS.SUTATIP IM-NOI)

January 20, 2022

Calibration Data of SO₂ Analyzer

Analyzer Performance Test

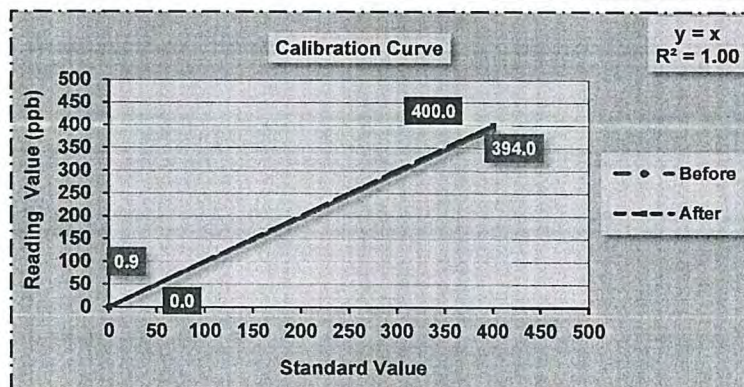
Equipment	Gas Analyzer (SO ₂)	Customer Name	Korachindustry
Manufacture	Thermo	Location	Envi Research
Model	43C	Scientist	Panupon
Serial No.	64390-343/2	Calibration Date	January 10, 2022
Analyzer Unit	ppb	Time	10:53 AM

Instruments for Calibration

Instruments	Manufacture	Model	Serial Number
Zero Air Supply	Thermo Env.	111	0700419829
Dynamic Dilution Calibrator	Tanabyte	3011-GD	0165
Standard Gas Components	CO = 4,516 ppm		
Cylinder No : EB0123013	NO = 55.3 ppm		
Expire Date : Oct 22, 2027	SO ₂ = 54.9 ppm		

Single Point Calibration

Standard Gas	Standard Gas Value	Analyzer Value (ppb)		Stability		% Abs Error
		Before	After	Before	After	
Zero	0	0.9	0.0	-	-	-
Span	400	394.0	400.0	-	-	1.5



STATUS TEST AND VALIDATION OF SO₂ ANALYZER MODEL 43C

Parameter	Display As	Unit	Observed Value		Nominal Range
			Before Adjust	After Adjust	
Range	RANGE	ppb	500	500	0 - 500 standard
Internal Temperature	INTERNAL	°C	36.9	37.3	8.0 °C to 47.0 °C
Chamber Temp	CHAMBER	°C	45.8	45.8	43.0 °C to 47.0 °C
Pressure	PRESSURE	mmHg	731.8	730.1	400.0 to 1,000
Sample Flow	SAMP FLOW	LPM	0.427	0.426	0.350 to 1.000
Lamp Intensity	INTENSITY	Hz	22,206	22,168	20,000 to 50,000
Lamp Voltage	LAMP VOLTAGE	V	827	831	750 to 1,200
SO ₂ Concentration	SO ₂ CONCENTRATION	ppb	2	1	0 to 10,000
Motherboard Status	MOTHERBOARD STATUS	-	OK	OK	OK
Interface Status	INTERFACE STATUS	-	OK	OK	OK

Calibrate By :

(MR.PANUPON PODANG)
January 10, 2022



Checked By :

(MS.SUTATIP IM-NOI)
January 10, 2022

Calibration Data of CO Analyzer

Analyzer Performance Test

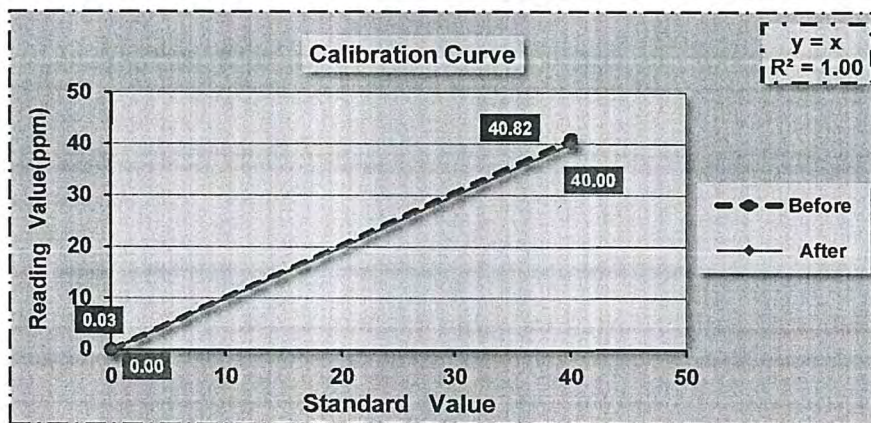
Equipment	Gas Analyzer (CO)	Customer Name	Korachindustry
Manufacture	HORIBA	Location	Envi Research
Model	APMA-370	Scientist	Panupon
Serial No.	3VJ73T6X	Calibration Date	January 19, 2022
Analyzer Unit	ppm	Time	4:15 PM

Instruments for Calibration

Instruments	Manufacture	Model	Serial Number
Zero Air Supply	Thermo Env.	111	0700419829
Dynamic Dilution Calibrator	Tanabyte	3011-GD	0165
Standard Gas Components	CO = 4,487 ppm		
Cylinder No : CC507080	NO = 46.1 ppm		
Expire Date : Sep 19, 2020	SO ₂ = 46.0 ppm		

Single Point Calibration

Standard Gas	Standard Gas Value	Analyzer Value (ppm)		Stability		% Abs Error
		Before	After	Before	After	
Zero	0	0.03	0.00	-	-	-
Span	40	40.82	40.00	-	-	2.05



STATUS TEST AND VALIDATION OF CO ANALYZER MODEL APMA-370

Parameter	Unit	Observed Value		Nominal Range
		Before Adjust	After Adjust	
SIGNAL (MAIN)	mV	1.0	1.2	Voltage of the measured CO Value
SIGNAL (COMP)	mV	1.2	1.1	Voltage of the interference component Value
CELL	°C	31.3	30.8	Ambient + (5 to 10 C)
PUMP	kpa	52.2	52.3	less than 65
AMBIENT	kpa	101.0	101.0	Atmospheric pressure
DC 24V	mV	23.9	23.9	24+/- 0.5 V
DC 5V	mV	4.9	4.9	5+/- 0.5 V

Calibrate By :

(MR.PANUPON PODANG)
January 19, 2022

envi research
Checked By
ENVIRONMENT RESEARCH & TECHNOLOGY CO., LTD.

(MS.SUTATIP IM-NOI)
January 19, 2022

Calibration Data of NOx Analyzer

Analyzer Performance Test

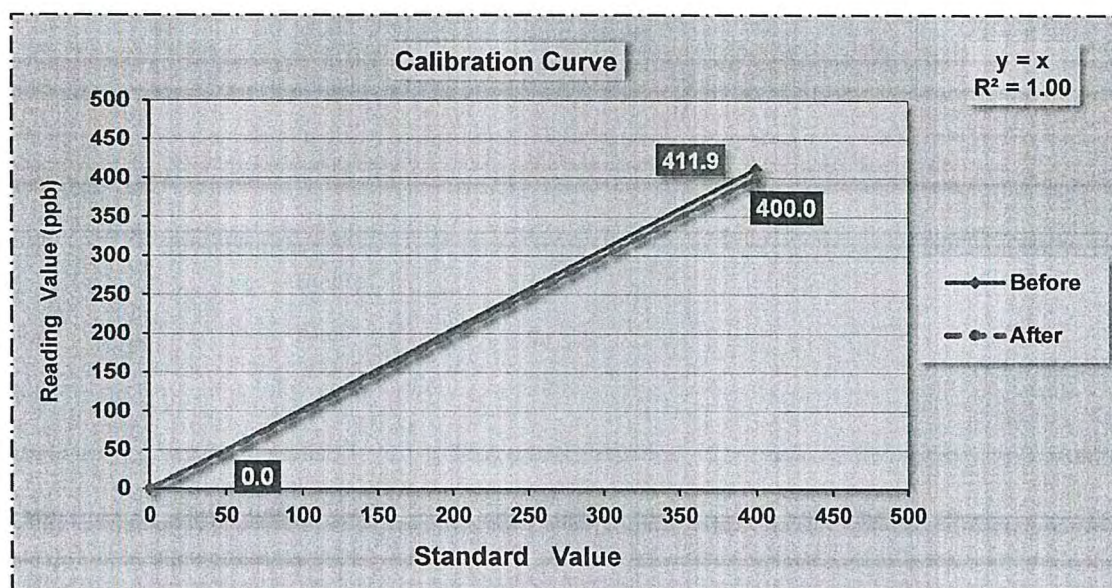
Equipment	Gas Analyzer (NOx)	Customer Name	Korachindustry
Manufacture	API	Location	Envi Research
Model	200A	Scientist	Panupon
Serial No.	56	Calibration Date	January 22, 2022
Analyzer Unit	ppb	Time	11:00 AM

Instruments for Calibration

Instruments	Manufacture	Model	Serial Number
Zero Air Supply	Thermo Env.	111	0700419829
Dynamic Dilution Calibrator	Tanabyte	3011-GD	0165
Standard Gas Components	CO = 4,516 ppm		
Cylinder No : EB0123013	NO = 55.3 ppm		
Expire Date : Oct 22, 2027	SO ₂ = 54.9 ppm		

Single Point Calibration

Standard Gas	Standard Gas Value	Analyzer Value								% Abs Error
		NO _x (ppb)		NO (ppb)		NO ₂ (ppb)		Stability		
		Before	After	Before	After	Before	After	Before	After	
Zero	0	0.2	0.0	-0.2	0.0	0.4	0.0	-	-	-
Span	400	420.8	405.0	411.9	400.0	8.9	5.0	-	-	3.0



STATUS TEST AND VALIDATION OF NO_x ANALYZER MODEL 200A

Parameter	Display As	Unit	Observed Value		Nominal Range
			Before Adjust	After Adjust	
Range	RANGE	ppb	500	500	0 - 500 standard
Stability	STABIL	ppb	0.9	0.1	< 2 with zero air
Sample Flow	SAMP FL	cc / min	450	456	500 +/- 50
Ozone Flow	OZONE FL	cc / min	82	81	80 +/- 10
PMT signal	PMT	mV	29	15	0 to 5,000
Auto - Zero	AZERO	mV	11	10	-20 to 150
High Voltage Power Supply	HVPS	V	758	758	450 to 900
Reaction Cell Temperature	RCELL TEMP	°C	50	30	50 +/- 1
Box Temperature	BOX TEMP	°C	31	31	Ambient temp.+3 / -7
PMT Temperature	PMT TEMP	°C	7	7	7 +/- 1
Converter Temperature	MOLY TEMP	°C	315	315	315 +/- 5
Reaction Cell Pressure	RCEL	In - Hg - A	10	10	2 to 10 (Constant)
Sample Pressure	SAMP	In - Hg - A	31	31	Ambient - 1 (Constant)
NO _x Slope	NO _x SLOPE	-	1.025	0.964	1.000 +/- 0.300
NO _x Offset	NO _x OFFSET	mV	-0.3	-0.3	0 +/- 20
NO Slope	NO SLOPE	-	1.009	0.956	1.000 +/- 0.300
NO Offset	NO OFFSET	mV	-1	-1	0 +/- 20

Calibrate By :

(MR.PANUPON PODANG)

January 22, 2022



Checked By :

(MS.SUTATIP IM-NOI)

January 22, 2022

Calibration Data of SO₂ Analyzer

Analyzer Performance Test

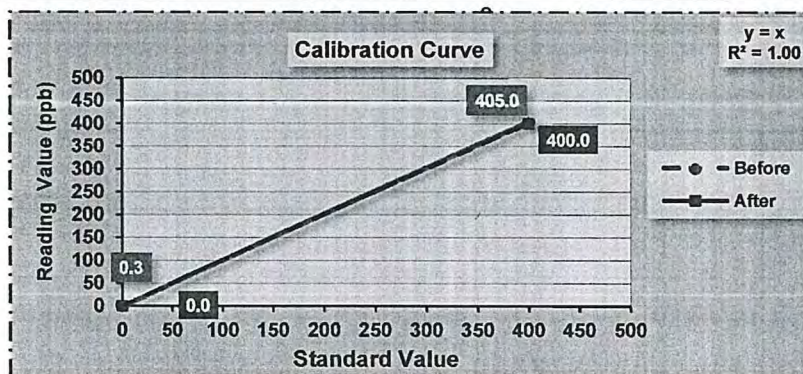
Equipment	Gas Analyzer (SO ₂)	Customer Name	Korachindustry
Manufacture	Thermo	Location	Envi Research
Model	43i-BNSAA	Scientist	Panupon
Serial No.	CM14430003	Calibration Date	January 20, 2022
Analyzer Unit	ppb	Time	4:09 PM

Instruments for Calibration

Instruments	Manufacture	Model	Serial Number
Zero Air Supply	Thermo Env.	111	0700419829
Dynamic Dilution Calibrator	Tanabyte	3011-GD	0165
Standard Gas Components	CO = 4,516 ppm		
Cylinder No : EB0123013	NO = 55.3 ppm		
Expire Date : Oct 22, 2027	SO ₂ = 54.9 ppm		

Single Point Calibration

Standard Gas	Standard Gas Value	Analyzer Value (ppb)		Stability		% Abs Error
		Before	After	Before	After	
Zero	0	0.3	0.0	-	-	-
Span	400	405.0	400.0	-	-	1.3



STATUS TEST AND VALIDATION OF SO₂ ANALYZER MODEL 43i-BNSAA

Parameter	Display As	Unit	Observed Value		Nominal Range
			Before Adjust	After Adjust	
Range	RANGE	ppb	500	500	0 - 500 standard
Internal Temperature	INTERNAL	°C	27.8	29.7	8.0 °C to 45.0 °C
Chamber Temp	CHAMBER	°C	45.1	44.9	43.0 °C to 47.0 °C
Pressure	PRESSURE	mmHg	731.3	730.9	400.0 to 1,000
Sample Flow	SAMP FLOW	LPM	0.499	0.499	0.350 to 0.750
Lamp Intensity	LAMP INTENSITY	%	92	92	20 to 100
Lamp Voltage	LAMP VOLTAGE	V	796	795	500 to 1200
SO ₂ Concentration	SO ₂ CONCENTRATION	ppb	1.4	1.2	0 to 10,000
Motherboard Status	MOTHERBOARD STATUS	-	OK	OK	OK
Interface Status	INTERFACE STATUS	-	OK	OK	OK

Calibrate By :

(MR.PANUPON PODANG)
January 20, 2022

envi research
Checked By :
ENVIRONMENT RESEARCH & TECHNOLOGY CO., LTD.

(MS.SUTATIP IM-NOI)
January 20, 2022

Calibration Data of CO Analyzer

Analyzer Performance Test

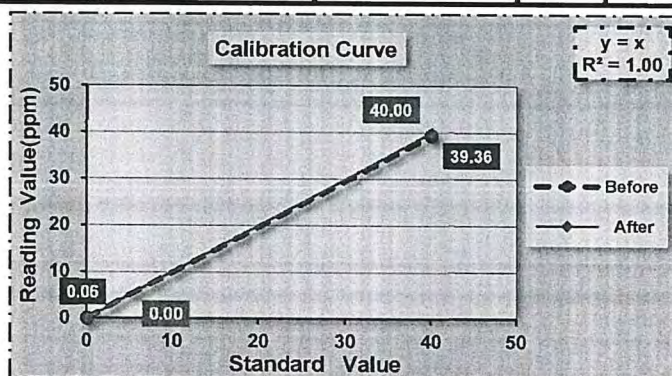
Equipment	Gas Analyzer (CO)	Customer Name	Korachindustry
Manufacture	HORIBA	Location	Envi Research
Model	APMA-360 CE	Scientist	Panupon
Serial No.	576876074	Calibration Date	January 10, 2022
Analyzer Unit	ppm	Time	11:15 AM

Instruments for Calibration

Instruments	Manufacture	Model	Serial Number
Zero Air Supply	Thermo Env.	111	0700419829
Dynamic Dilution Calibrator	Tanabyte	300	0172
Standard Gas Components	CO = 4,516 ppm		
Cylinder No : EB0123013	NO = 55.3 ppm		
Expire Date : Oct 22, 2027	SO ₂ = 54.9 ppm		

Single Point Calibration

Standard Gas	Standard Gas Value	Analyzer Value (ppm)		Stability		% Abs Error
		Before	After	Before	After	
Zero	0	0.06	0.00	-	-	-
Span	40	39.36	40.00	-	-	1.60



STATUS TEST AND VALIDATION OF CO ANALYZER MODEL APMA-360CE

Parameter	Unit	Observed Value		Nominal Range
		Before Adjust	After Adjust	
SIGNAL (MAIN)	mV	16.1	13.9	Voltage of the measured CO Value
SIGNALI (COMP)	mV	8.0	8.5	Voltage of the interference component Value
CELL	°C	39.2	39.3	Ambient + (5 to 15 °C)
SAMPLE	L/min	1.2	1.2	1 L/min to 2 L/min
OVER FLOW	LPM	0.0	0.0	< 1.2

Calibrate By :

(MR.PANUPON PODANG)
January 10, 2022

envi research
ENVIRONMENT RESEARCH & TECHNOLOGY CO., LTD.

Checked By :

(MS.SUTATIP IM-NOI)
January 10, 2022

Calibration Data of NOx Analyzer

Analyzer Performance Test

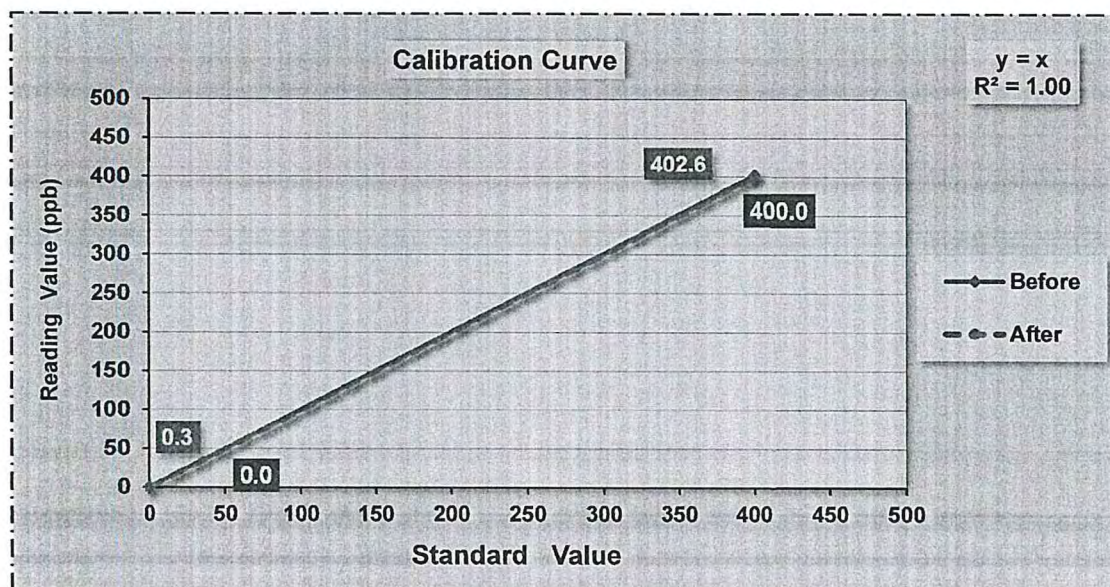
Equipment	Gas Analyzer (NOx)	Customer Name	Korachindustry
Manufacture	API	Location	Envi Research
Model	200A	Scientist	Panupon
Serial No.	1975	Calibration Date	January 22, 2022
Analyzer Unit	ppb	Time	11:07 AM

Instruments for Calibration

Instruments	Manufacture	Model	Serial Number
Zero Air Supply	Thermo Env.	111	0700419829
Dynamic Dilution Calibrator	Tanabyte	3011-GD	0165
Standard Gas Components	CO = 4,516 ppm		
Cylinder No : EB0123013	NO = 55.3 ppm		
Expire Date : Oct 22, 2027	SO ₂ = 54.9 ppm		

Single Point Calibration

Standard Gas	Standard Gas Value	Analyzer Value								% Abs Error
		NO _x (ppb)		NO (ppb)		NO ₂ (ppb)		Stability		
		Before	After	Before	After	Before	After	Before	After	
Zero	0	0.3	0.0	0.3	0.0	0.0	0.0	-	-	-
Span	400	414.6	405.0	402.6	400.0	12.0	5.0	-	-	0.7



STATUS TEST AND VALIDATION OF NO_x ANALYZER MODEL 200A

Parameter	Display As	Unit	Observed Value		Nominal Range
			Before Adjust	After Adjust	
Range	RANGE	ppb	500	500	0 - 500 standard
Stability	STABIL	ppb	1.0	0.2	< 2 with zero air
Sample Flow	SAMP FL	cc / min	481	473	500 +/- 50
Ozone Flow	OZONE FL	cc / min	79	79	80 +/- 10
PMT signal	PMT	mV	55	46	0 to 5,000
Auto - Zero	AZERO	mV	35	33	-20 to 150
High Voltage Power Supply	HVPS	V	790	790	450 to 900
Reaction Cell Temperature	RCELL TEMP	°C	50	50	50 +/- 1
Box Temperature	BOX TEMP	°C	30	27	Ambient temp.+3 / -7
PMT Temperature	PMT TEMP	°C	7	7	7 +/- 1
Converter Temperature	MOLY TEMP	°C	314	314	315 +/- 5
Reaction Cell Pressure	RCEL	In - Hg - A	10	10	2 to 10 (Constant)
Sample Pressure	SAMP	In - Hg - A	31	31	Ambient - 1 (Constant)
NO _x Slope	NO _x SLOPE	-	1.103	1.062	1.000 +/- 0.300
NO _x Offset	NO _x OFFSET	mV	-16	-16	0 +/- 20
NO Slope	NO SLOPE	-	1.069	1.013	1.000 +/- 0.300
NO Offset	NO OFFSET	mV	-14	-14	0 +/- 20

Calibrate By :

(MR.PANUPON PODANG)

January 22, 2022



Checked By :

(MS.SUTATIP IM-NOI)

January 22, 2022

Calibration Data of SO₂ Analyzer

Analyzer Performance Test

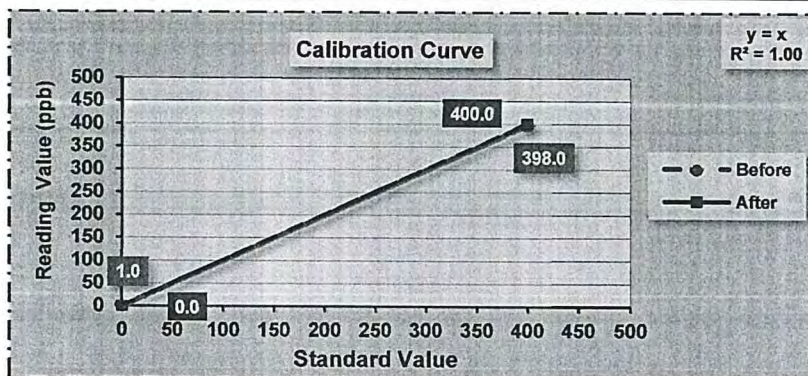
Equipment	Gas Analyzer (SO ₂)	Customer Name	Korachindustry
Manufacture	Thermo	Location	Envi Research
Model	43i-BNSAA	Scientist	Panupon
Serial No.	CM14430001	Calibration Date	January 24, 2022
Analyzer Unit	ppb	Time	1:47 PM

Instruments for Calibration

Instruments	Manufacture	Model	Serial Number
Zero Air Supply	Thermo Env.	111	0700419829
Dynamic Dilution Calibrator	Tanabyte	3011-GD	0165
Standard Gas Components	CO = 4,516 ppm		
Cylinder No : EB0123013	NO = 55.3 ppm		
Expire Date : Oct 22, 2027	SO ₂ = 54.9 ppm		

Single Point Calibration

Standard Gas	Standard Gas Value	Analyzer Value (ppb)		Stability		% Abs Error
		Before	After	Before	After	
Zero	0	1.0	0.0	-	-	-
Span	400	398.0	400.0	-	-	0.5



STATUS TEST AND VALIDATION OF SO₂ ANALYZER MODEL 43i-BNSAA

Parameter	Display As	Unit	Observed Value		Nominal Range
			Before Adjust	After Adjust	
Range	RANGE	ppb	500	500	0 - 500 standard
Internal Temperature	INTERNAL	°C	30.1	29.9	8.0 °C to 45.0 °C
Chamber Temp	CHAMBER	°C	45.0	44.8	43.0 °C to 47.0 °C
Pressure	PRESSURE	mmHg	731.4	731.1	400.0 to 1,000
Sample Flow	SAMP FLOW	LPM	0.484	0.483	0.350 to 0.750
Lamp Intensity	LAMP INTENSITY	%	9	92	20 to 100
Lamp Voltage	LAMP VOLTAGE	V	1051	1049	500 to 1200
SO ₂ Concentration	SO ₂ CONCENTRATION	ppb	3.0	1.9	0 to 10,000
Motherboard Status	MOTHERBOARD STATUS	-	OK	OK	OK
Interface Status	INTERFACE STATUS	-	OK	OK	OK

Calibrate By :

(MR.PANUPON PODANG)
January 24, 2022

envi research
Checked By :
ENVIRONMENT RESEARCH & TECHNOLOGY CO., LTD.

(MS.SUTATIP IM-NOI)
January 24, 2022

Calibration Data of CO Analyzer

Analyzer Performance Test

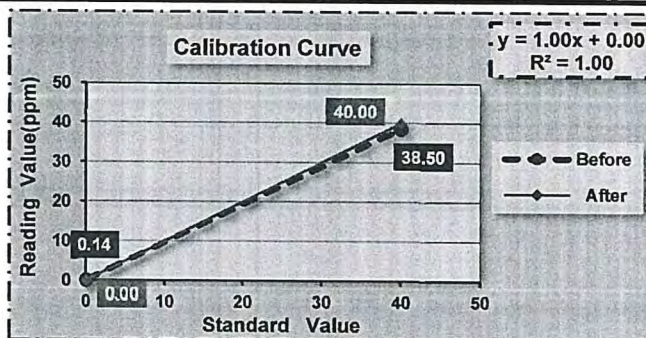
Equipment	Gas Analyzer (CO)	Customer Name	Korachindustry
Manufacture	Thermo	Location	Envi Research
Model	48C	Scientist	Panupon
Serial No.	415406563	Calibration Date	January 22, 2022
Analyzer Unit	ppm	Time	10:49 AM

Instruments for Calibration

Instruments	Manufacture	Model	Serial Number
Zero Air Supply	Thermo Env.	111	0700419829
Dynamic Dilution Calibrator	Tanabyte	3011-GD	0165
Standard Gas Components	CO = 4,516 ppm		
Cylinder No : EB0123013	NO = 55.3 ppm		
Expire Date : Oct 22, 2027	SO ₂ = 54.9 ppm		

Single Point Calibration

Standard Gas	Standard Gas Value	Analyzer Value (ppm)		Stability		% Abs Error
		Before	After	Before	After	
Zero	0	0.14	0.00	-	-	-
Span	40	38.50	40.00	-	-	3.75



STATUS TEST AND VALIDATION OF CO ANALYZER MODEL 48C

Parameter	Display As	Unit	Observed Value		Nominal Range
			Before Adjust	After Adjust	
Range	RANGE	ppm	50	50	0 - 100 standard
Internal Temp	INTERNAL TEMP	°C	39	38.8	8.0 to 47.0
Chamber Temp	CHAMBER TEMP	°C	46.2	46.4	40.0 to 59.0
Pressure	PRESSURE	mmHg	765.6	763.4	250 to 1,000
Sample Flow	FLOW	LPM	0.954	0.953	0.350 to 1.500
Bias Voltage	BIAS VOLT	V	-115.2	-115.2	-130 to -100
AGC Intensity	AGC	Hz	202,240	202,239	150,000 to 300,000
Motor Speed	SPEED	%	100	100	100
Concentration	Conc.	ppm	0.655	0.333	0 to 10,000
Motherboard Status	MOTHERBOARD	-	OK	OK	OK
Interface Status	INTERFACE	-	OK	OK	OK

Calibrate By :

(MR.PANUPON PODANG)
January 22, 2022



Checked By :

(MS.SUTATIP IM-NOI)
January 22, 2022



THAI METEOROLOGICAL DEPARTMENT

4353 Sukhumvit, Bangna, Bangkok 10260 Tel. 081-454-2804, 0-2399-0469

Calibration Certificate

Issued by : Calibration & Test Section : Meteorological Instruments Bureau

Date of Issue 6 August, 2021

Certification No. 371/21

Page : 1 of 2

Object : Wind speed and wind direction

Manufacturer : Davis Instruments Inc.

Type : Weather Wizard III Product No. 7425

Serial No. : WC40801A97 ID No. : No.16

Customer : Environment Research & Technology Company Limited.
25/113-114 Moo 6 Soi Chinaket 1, Ngamwongwan Road,
Toongsonghong, Laksi, Bangkok 10210.

Calibration Condition : Temperature 25.1 °C Barometric Pressure 1009.3 hPa

NATIONAL STANDARD WIND TUNNEL :

: Thermal Anemometer 642 S/N 91563

: HOOK GAGE NO 1425 Pitot Tube Theodor Friedrichs Type 0800.0000 serial 9023

N.I.S.T. Test Reference Number 731/241460

: Ultrasonic Anemometer Model DA-650-3TV (sensor TR-90AH)

Serial Number 110730029 (sensor 120629586)

JAPAN QUALITY ASSURANCE ORGANIZATION

Calibrated by :

Mr. Watcharapol Subwat

Mechanical Engineer

Signed :

Mr. Pisood Promsut





THAI METEOROLOGICAL DEPARTMENT

4353 Sukhumvit, Bangna, Bangkok 10260 Tel. 081-454-2804,0-2399-0469

The Result of Calibration

Certification No. 371/21

6 August, 2021

Page : 2 of 2

Standard Ultrasonic Anemometer m/sec	HOOK GAGE NO. 1425			TESTED ANEMOMETER	
	Pressure inches	Vacumm inches	Pressure hPa	Velocity m/sec	Correction m/sec
1.00	-	-	-	0.9	0.10
3.02	-	-	-	2.7	0.32
5.00	-	-	-	4.5	0.50
7.04	-	-	-	6.7	0.34
9.02	-	-	-	8.5	0.52
11.01	-	-	-	10.7	0.31
13.01	-	-	-	12.5	0.51
15.01	-	-	-	14.3	0.71
17.02	-	-	-	16.5	0.52
20.02	-	-	-	19.3	0.72

Wind Aloft Plotting Board.	
US.DEPARTMENT OF COMMERCE WEATHER BUREAU	
WIND DIRETION	TESTED WIND DIRECTION
0	0
90	90
180	180
270	270

Calibrated by :

Watchapol

Mr. Watchapol Subwat

Mechanical Engineer

Calibration & Test Section

Meteorological Instruments Bureau



Support Equipment Type	: Sound Level Calibrator
Manufacture	: Larson Davis
Model	: CAL200
Serial No.	: 2197
Range of Calibrator	
- Sound Pressure Level	: 94.0 dB.
- Frequency	: 1,000 Hz.
Calibrated By	: Mr.Assada Chaiyawong
Calibration Date	: January 25, 2022
Customer Name	: Korachindustry Co., Ltd. (โครงการโรงไฟฟ้าชีวมวลโครงการ 3 (SPP Hybrid Firm))

Mr. Prayun Detkla
Technician

.....
Ms.Sutatip Im-noi
Environmental Scientist

Request No. 21-64/0733

MTC No. EEL. BP. 89/0764

CALIBRATION CERTIFICATE

Submitted by : Environment Research & Technology Co.,Ltd.

Address : 25/114 Moo 6, Soi Chinnaket 1, Ngamwongwan Road, Toongsonghong, Laksi, Bangkok, 10210.

Calibrated at : Electrical and Electronic Standards Laboratory, Industrial Metrology and Testing Service Centre.
: Soi 1C, Bangpoo Industrial Estate, Sukhumvit Rd., Muang, Samutprakan 10280.

Instrument Calibrated :

Description : Precision Acoustic Calibrator

Manufacturer : Larson Davis

Model : CAL150

Serial No. : 2197

Ambient Environment

Temperature : $(23 \pm 3) ^\circ\text{C}$

Relative Humidity : $(50 \pm 15) \%$

Ambient Pressure : $(101.325 \pm 1.500) \text{ kPa}$

Standards used :

1. Digital Function Synthesizer NF Electronic DF-193A S/N 122037.
2. Measuring Amplifier Bruel&Kjaer 2636 S/N 1537484.
3. Programmable Attenuator Tamagawa TPA-303A S/N OF 2214.
4. Digital Multimeter Agilent 34401A S/N MY44005560.
5. Pressure Transmitter Vaisala PTB202AD S/N T0650001.
6. Audio Analyzer Panasonic VP-7722A S/N 041477D122.
7. Condenser Microphone B&K 4180 S/N 2633526.

Calibration Procedure: CP-102-04 based on IEC 60942-2003. The sound pressure level of instrument was measured by standard microphone using an insert voltage technique.

This instrument has been calibrated against standards maintained at Electrical and Electronic Standards Laboratory (EEL), which are traceable to the International System of Units through the National Institute of Metrology (Thailand).

The information on actual reading is attached herewith and the uncertainty limits quoted refer to the measured values only.

Date of Receipt : 21 Jul. 2021

Date of Calibration : 28 Jul. 2021

1 / 3

The results relate only to the items tested/calibrated or value assigned.

Advertising the Report/Certificate and publicity of the results except in full are prohibited unless written permission is obtained from the governor of TISTR.

FM.BL.MTC.002 Rev.4

THAILAND INSTITUTE OF SCIENTIFIC AND TECHNOLOGICAL RESEARCH (TISTR)

Request No. 21-64/0733

MTC No. EEL. BP. 89/0764

The reported expanded uncertainty is based upon a standard uncertainty multiplied by a coverage factor $k = 2$, providing a level of confidence of approximately 95%.

Nominal Output of Unit Under Test = 94 dB re 20 μ Pa at 1000 Hz

Acoustic Output in dB re 20 μ Pa , Corrected to Reference Conditions : 101.325 kPa , 23.0 °C and 50 %RH

1. Sound Pressure Level

Standard Microphone Type	Measured Sound Pressure Level (dB)	Deviated value (dB)	Uncertainty (dB)	Tolerance limit IEC60942:2003 Class 2
1/2 inch Brüel&Kjaer4180	93.96	-0.04	± 0.10	± 0.75 dB

2. Frequency

Standard Microphone Type	Measured Frequency (Hz)	Deviated value (Hz)	Uncertainty (Hz)	Tolerance limit IEC60942:2003 Class 2
1/2 inch Brüel&Kjaer4180	999.7	-0.3	± 1.5	$\pm 2.0\%$

3. Total distortion

Standard Microphone Type	Measured Total distortion (%)	Uncertainty (%)	Tolerance limit IEC60942:2003 Class 2
1/2 inch Brüel&Kjaer4180	1.44	± 0.50	$\pm 4.0\%$

Note : 1. No adjustment.

2. The calibrator pressure correction was not included.

3. The microphone volume correction was included at level of 0.26 dB from manual.

Date of Calibration : 28 Jul. 2021

2 / 3

The results relate only to the items tested/calibrated or value assigned.

Advertising the Report/Certificate and publicity of the results except in full are prohibited unless written permission is obtained from the governor of TISTR.

FM.BL.MTC.002 Rev.4

Head Office

35 Mu 3 Tambon Khlong Ha, Amphoe Khlong Luang,
Changwat Pathumthani 12120, Thailand
Tel. (66) 0 2577 9000
Fax. (66) 0 2577 9009
E-mail : rumpai@tistr.or.th Website:www.tistr.or.th

Office/Laboratory

Soi 1C, Bangpoo Industrial Estate, Sukhumvit Road,
Amphoe Muang, Changwat Samutprakan 10280, Thailand
Tel. (66) 0 2323 1672-80 ext. 115, 116
Fax. (66) 0 2323 9165
E-mail : mtc@tistr.or.th

Office

196 Phahonyothin Road, Chatuchak, Bangkok 10900,
Thailand
Tel. (66) 0 2579 1121-30 ext. 5219, 5225, 5217
Fax. (66) 0 2579 8592
E-mail : sumalee@tistr.or.th

THAILAND INSTITUTE OF SCIENTIFIC AND TECHNOLOGICAL RESEARCH (TISTR)

Request No. 21-64/0733

MTC No. EEL. BP. 89/0764

Nominal Output of Unit Under Test = 114 dB re 20 μ Pa at 1000 Hz

Acoustic Output in dB re 20 μ Pa , Corrected to Reference Conditions : 101.325 kPa , 23.0 °C and 50 %RH

1. Sound Pressure Level

Standard Microphone Type	Measured Sound Pressure Level (dB)	Deviated value (dB)	Uncertainty (dB)	Tolerance limit IEC60942:2003 Class 2
1/2 inch Bruel&Kjaer 4180	113.96	-0.04	± 0.10	± 0.75 dB

2. Frequency

Standard Microphone Type	Measured Frequency (Hz)	Deviated value (Hz)	Uncertainty (Hz)	Tolerance limit IEC60942:2003 Class 2
1/2 inch Bruel&Kjaer 4180	999.6	-0.4	± 1.5	$\pm 2.0\%$

3. Total Distortion


Standard Microphone Type	Measured Total Distortion (%)	Uncertainty (%)	Tolerance limit IEC60942:2003 Class 2
1/2 inch Bruel&Kjaer 4180	0.38	± 0.50	$\pm 4.0\%$

Note : 1. No adjustment.


2. The calibrator pressure correction was not included.

3. The microphone volume correction was included at level of 0.26 dB from manual

Calibrated by :


.....
(Mr. Weerachai Deechaiyae)

Approved by :


.....
(Mr. Prawate Kluaypa)
Acting Director

Electrical and Electronic Standards Laboratory

Industrial Metrology and Testing Service Centre

Date of Calibration : 28 Jul. 2021

Date of Issue : 30 Jul. 2021

Ref : 2011264072103155001

End of Certificate

3 / 3

The results relate only to the items tested/calibrated or value assigned.

Advertising the Report/Certificate and publicity of the results except in full are prohibited unless written permission is obtained from the governor of TISTR.

FM.BL.MTC.002 Rev.4

Head Office

35 Mu 3 Tambon Khlong Ha, Amphoe Khlong Luang,
Changwat Pathumthani 12120, Thailand
Tel. (66) 0 2577 9000
Fax. (66) 0 2577 9009
E-mail : rumpai@tistr.or.th Website:www.tistr.or.th

Office/Laboratory

Soi 1C, Bangpoo Industrial Estate, Sukhumvit Road,
Amphoe Muang, Changwat Samutprakan 10280, Thailand
Tel. (66) 0 2323 1672-80 ext. 115, 116
Fax. (66) 0 2323 9165
E-mail : mtc@tistr.or.th

Office

196 Phahonyothin Road, Chatuchak, Bangkok 10900,
Thailand
Tel. (66) 0 2579 1121-30 ext. 5219, 5225, 5217
Fax. (66) 0 2579 8592
E-mail : sumalee@tistr.or.th



TECHNOLOGY PROMOTION ASSOCIATION (THAILAND-JAPAN)
CORPORATE SERVICES 3: EQUIPMENT CALIBRATION AND TESTING SERVICES
534/4 PATTANAKARN ROAD SOI 18, SUANLUANG, SUANLUANG BANGKOK 10250
TEL. 0-2717-3000-27 FAX. 0-2719-9484



Cert.No.: 22CH541

Page.: 1 of 3

Certificate of Calibration

Equipment : pH Meter
Manufacturer : EcoSense
Model : pH100A
Serial No. : JC03335
ID No. : UAE.EFM.062/2562(ENV.pH.02/62)
Condition As-Received: Used Item
Received Date : 18 April 2022
Calibration Date : 19 April 2022
Reference : 2204-0341WSC-1
Submitted by : United Analyst and Engineering Consultant Co.,Ltd.
3 Soi Udomsuk 41, Sukhumvit Road,
Bangchak, Phrakhanong, Bangkok 10260

Ambient Temperature : (25 ± 2.5) °C
Relative Humidity : (50 ± 15) %
Calibration Procedure : In - house method :
- CP-CH5 by direct measurement with standard
voltage calibrator and direct measurement with
certified reference material (CRM)
- CP-CH8 by comparison with standard thermometer

Calibrated by : Warakorn Lernagtrakul

Approved by :

Malu

Approved Signatory

- (/) Malee Butkruea
() Saithip Meangmai
() Warakorn Lernagtrakul

Issue Date : 21 April 2022

The Uncertainties are for a confidence probability of approximately 95%

This certificate may not be reproduced other than in full, except with the prior written
Approval of the head of Corporate Services 3 : Equipment Calibration and Testing Services.

เอกสารไม่ควบคุม

A 0039922



☒ PASS

☐ NOT PASS

Remarks Temp ± 0.5 (Std Thermometer)

 mv ± 1 (Std Voltage Input)

 pH ± 0.1 (Std Buffer Solution)

ป.

 (ผู้จัดทำ)

 Verify



 (ตรวจสอบ)

 Approve

เอกสารไม่ควบคุม



Cert.No.: 22CH541

Page.: 2 of 3

Condition of this calibration result

1. Reference Standard Instrument : -

<u>Instrument</u>	<u>Serial No.</u>	<u>ID No.</u>	<u>Cert. No.</u>	<u>Due Date</u>
1) Document Process Calibrator	54030049	130RC116	21E2682	25 Aug 2022
2) Ref. Standard Thermometer	4982054	110RC044	21I1201	26 Oct 2022

This certification is traceable to the International System of Unit maintained at:-

- Traceable to National Institute of Metrology (Thailand), NIMT

2. Certified Reference Materials : The measurement results are traceable to SI through CPA chem Ltd.,
ANSI-ASQ National Accreditation Board, Accredited No. AR-1835

<u>Buffer Solution</u>	<u>Manufacturer</u>	<u>Lot No.</u>	<u>Exp. date</u>
pH 4.008	CPA chem	788995	01 Jan 2024
pH 6.983	CPA chem	766822	04 Sep 2022
pH 10.015	CPA chem	766824	04 Sep 2022

3. This certificate is valid only to the item calibrated on date and place of calibration.

Calibration Results

Function : mV Measurement

Performing standard curve by Fluke at pH (4,7)(7,10)

Unit Under Calibration	Nominal Value	Standard Voltage Input	Actual Reading		Uncertainty of Measurement (±mV)	Coverage factor <i>k</i>
	pH	mV	mV	pH		
pH Meter S/N.: JC03335	4.00	177.48	177	4.01	0.58	2.00
	7.00	0.00	0	7.00	0.58	2.00
	7.00	0.00	0	7.00	0.58	2.00
	10.00	-177.48	-177	10.01	0.58	2.00

Malu

เอกสารไม่ควบคุม

a 1104906



Cert.No.: 22CH541

Page.: 3 of 3

Calibration Results**Function : pH Measurement**

Performing three buffers standard curve by using buffer nominal pH (4,7)(7,10)

Unit Under Calibration	Standard pH Buffer Solution	Actual pH Reading	Actual mV Reading (mV)	Uncertainty of pH measurement (\pm)	Coverage factor k
pH Electrode S/N.:220202SIA605377	4.008	4.01	173	0.0079	2.00
	6.983	6.98	-2	0.011	2.00
	6.983	6.98	-2	0.011	2.00
	10.015	10.01	-178	0.0092	2.00

Function : Temperature Measurement**(*) Without adjustment**

This equipment was connected with Temperature Probe;

- Model : -

- Serial No. : 220202SIA605377

Dimension of probe;

- Length : 110 mm.

- Diameter : 12 mm.

- Immersion Depth : 100 mm.

Calibration Point ($^{\circ}\text{C}$)	Standard Temperature ($^{\circ}\text{C}$)	UUC* Reading ($^{\circ}\text{C}$)	Error ($^{\circ}\text{C}$)	Uncertainty of measurement (\pm $^{\circ}\text{C}$)	Coverage factor k
25.0	25.002	25.1	0.098	0.13	2.00
30.0	30.003	30.1	0.097	0.13	2.00
35.0	35.002	35.1	0.098	0.13	2.00

Remark : - UUC* = Unit Under Calibration

The reported uncertainty of measurement was based on a standard uncertainty multiplied by a coverage factor k , providing a level of confidence of approximately 95 %.

-o0o-

Malu

เอกสารไม่ควบคุม

a 1104905



TECHNOLOGY PROMOTION ASSOCIATION (THAILAND-JAPAN)
CORPORATE SERVICES 3 : EQUIPMENT CALIBRATION AND TESTING SERVICES

534/4 PATTANAKARN ROAD SOI 18, SUANLUANG, SUANLUANG BANGKOK 10250

TEL. 0-2717-3000 FAX. 0-2719-9484

Cert.No.: 22TW102

Page.: 1 of 2

Certificate of Testing

Equipment :	DO Meter
Manufacturer :	Horiba
Model :	LAQUA-DO210
Serial No. :	HE9M0004
ID No. :	UAE.EFM.012/2563 (EFM.DO.01/63)
Received Date :	26 April 2022
Test Date :	28 April 2022
Reference :	2204-0674WSC-1
Submitted by :	United Analyst and Engineering Consultant Co.,Ltd. 3 Soi Udomsuk 41, Sukhumvit Road, Bangchak, Phrakhanong, Bangkok 10260
Laboratory Condition :	Temperature (25 ± 5) °C Humidity (50 ± 20) %
Test Procedure :	In - house method : CP-CH9 by Comparison Technique with Azide Modification Method
Tested by :	Walalak Sirithean

Approved by :

Approved Signatory

- (☒) Malee Butkruea
(☐) Saithip Meangmai
(☐) Warakorn Lernagtrakul

Issue Date :

3 May 2022

เอกสารไม่ควบคุม

B 0286802



Cert.No.: 22TW102

Page.: 2 of 2

Condition of this result of calibration

1. Reference Standard Instruments :

This certification is traceable to the International System of Unit through the reference standards laboratory of Industrial Calibration Center, Technology Promotion Association (Thailand-Japan).

<u>Instruments</u>	<u>Serial No.</u>	<u>ID No.</u>	<u>Certificate No.</u>	<u>Due Date</u>
1) Burette	-	130BU10	21CG1389	25 Mar 2023
2) Balance	1126143764	140RC004	21MM430	21 Sep 2022

2. Standard Material :-

<u>Material</u>	<u>Manufacturer</u>	<u>Lot.No.</u>	<u>Assay</u>
Sodium Thiosulfate pentahydrate	Merck	AM1763316	100.2%

Result : Dissolved Oxygen Meter Adjustment With Air 100 %

Dissolved Oxygen Probe No.: 9K0L0009

Titration Method (Azide Modification Method) (mg/L)	DO Meter Reading (mg/L)	Standard Deviation (mg/L)
8.10	8.11	0.0055

This report was certified only for the instrument we tested. It is allowable to use for study the system efficiency, The environmental impact control and present to organization it may concerned. Intend to use for advertising and referral purpose is prohibited. This report may not be reproduced other in full, without written approval of the laboratory

-o0o-

Malu

เอกสารไม่ควบคุม

a 1106499



TECHNOLOGY PROMOTION ASSOCIATION (THAILAND-JAPAN)
CORPORATE SERVICES 3: EQUIPMENT CALIBRATION AND TESTING SERVICES
534/4 PATTANAKARN ROAD SOI 18, SUANLUANG, SUANLUANG BANGKOK 10250
TEL. 0-2717-3000-27 FAX. 0-2719-9484



Cert. No.: 22LM74

Page.: 1 of 2

Certificate of Calibration

Equipment : DO Meter with Sensor
Manufacturer : Horiba
Model : LAQUA-DO210
Serial No. : HE9M0004
ID No. : UAE.EFM.012/2563 (EFM.DO.01/63)
Submitted by : United Analyst and Engineering Consultant Co.,Ltd.
1/6 Soi Ramkhamhaeng 145,
Khwaeng/Khet Saphan Sung,
Bangkok 10240
Location : TPA On Site Calibration Laboratory
Received Order : 26 April 2022
Calibrated Date : 5 May 2022
Ambient Temperature : (26 ± 10) °C
Relative Humidity : (50 ± 30) %
AC Line Voltage : (220 ± 22) V

Calibrated by : Malee Butkruea

Approved by :

Approved Signatory

() Pornthippa Tameyakul

(✓) Suwit Imjai

Issue Date : 10 May 2022

The Uncertainties are for a confidence probability of approximately 95%

This certificate may not be reproduced other than in full, except with the prior written
Approval of the head of Corporate Services 3 : Equipment Calibration and Testing Services.

เอกสารไม่ควบคุม

A 0041002



Equipment : DO Meter with Sensor
Condition As-Received : Used Item
Reference : 2204-0674WSC-2
Procedure Used :-

Cert. No.: 22LM74
Page.: 2 of 2

Calibration were conducted using in-house calibration procedure CP-OT01 according to comparison with Industrial Platinum Resistance Thermometer (IPRT) into Temperature Bath.

The temperature scale used was based on ITS-90.

Condition of this result of calibration

1. Reference standard instrument:-

<u>Instrument</u>	<u>Model</u>	<u>Serial No.</u>	<u>Cert. No.</u>	<u>Due Date</u>
1) Digital Thermometer	1523	2188080	2111273	22 Nov 2022

2. This certificate is valid only to the item calibrated on date and place of calibration.

3. This certification is traceable to the International System of Unit.

Result of Calibration :- (*) Without Adjustment

Function : Temperature measurement.

This instrument was connected with temperature sensor, S/N.: 9K0L0009

<u>Calibration Point</u> (°C)	<u>Immersion Depth</u> (mm)	<u>Standard Temperature</u> (°C)	<u>UUC* Reading</u> (°C)	<u>Error</u> (°C)	<u>Uncertainty</u> (± °C)	<u>Coverage Factor</u> <i>k</i>
25.0	80	25.005	25.1	0.095	0.16	2.00
30.0	80	30.003	30.1	0.097	0.16	2.00
35.0	80	35.009	35.0	-0.009	0.16	2.00

UUC* : Unit Under Calibration

The reported uncertainty of measurement was based on a standard uncertainty multiplied by a coverage factor *k*, providing a level of confidence of approximately 95 %.

-o0o-



TECHNOLOGY PROMOTION ASSOCIATION (THAILAND-JAPAN)
CORPORATE SERVICES 3: EQUIPMENT CALIBRATION AND TESTING SERVICES
534/4 PATTANAKARN ROAD SOI 18, SUANLUANG, SUANLUANG BANGKOK 10250
TEL. 0-2717-3000-27 FAX. 0-2719-9484



Cert.No.: 22CH580

Page.: 1 of 3

Certificate of Calibration

Equipment : Conductivity Meter
Manufacturer : Horiba
Model : LAQUA-EC210
Serial No. : HC9L0014
ID No. : UAE.EFM.007/2563(EFM.SCT.01/63)
Condition As-Received: Used Item
Received Date : 26 April 2022
Calibration Date : 27 April 2022
Reference : 2204-0676WSC-1
Submitted by : United Analyst and Engineering Consultant Co.,Ltd.
3 Soi Udomsuk 41, Sukhumvit Road,
Bangchak, Phrakhanong, Bangkok 10260
Ambient Temperature : (25 ± 2.5) °C
Relative Humidity : (50 ± 15) %
Calibration Procedure: In -house method :
- CP-CH6 by direct measurement
with certified reference material (CRM)
- CP-CH8 by comparison with standard thermometer

Calibrated by : Warakorn Lernagatrakul

Approved by :

Approved Signatory

- () Malee Butkruea
(☒) Saithip Meangmai
() Warakorn Lernagatrakul

Issue Date : 6 May 2022

The Uncertainties are for a confidence probability of approximately 95%

This certificate may not be reproduced other than in full, except with the prior written
Approval of the head of Corporate Services 3 : Equipment Calibration and Testing Services.

เอกสารไม่ควบคุม

A 0040861



Cert.No.: 22CH580

Page.: 2 of 3

Condition of this result of calibration

1. Reference Standard Instrument :-

<u>Instrument</u>	<u>Serial No.</u>	<u>ID No.</u>	<u>Certificate No.</u>	<u>Due date</u>
1) Thermometer	1963878	130RC095	211977	17 Sep 2022
2) Ref. Std. Thermometer	4982054	110RC044	2111201	26 Oct 2022

This certification is traceable to the International System of Unit maintained at:-

- Traceable to National Institute of Metrology (Thailand), NIMT

2. Certified Reference Materials :-

- Conductivity calibration solution, CPA chem Ltd., The measurement results are traceable to SI through CPA chem Ltd., ANSI-ASQ National Accreditation Board, Accredited No. AR-1835

<u>Conductivity Solution</u>	<u>Manufacturer</u>	<u>Lot No.</u>	<u>Exp. date</u>
1413.0 $\mu\text{S/cm}$	CPA Chem	766815	04 Sep 2022
12.880 mS/cm	CPA Chem	761022	02 Aug 2022

- Control Conductivity calibration solution temperature by Water bath (25 ± 0.1) $^{\circ}\text{C}$

3. This certificate is valid only to the item calibrated on date and place of calibration.

Calibration results**Function : Conductivity Measurement**(*) After Adjustment at 1413.0 $\mu\text{S/cm}$

Conductivity Electrode Serial No.: 9B9F0064

Standard Conductivity Solution	Before Adjustment UUC* Reading	After Adjustment UUC* Reading	Uncertainty of Measurement (\pm)	Coverage factor k
1413.0 $\mu\text{S/cm}$	996.2 $\mu\text{S/cm}$	1413 $\mu\text{S/cm}$	9.2 $\mu\text{S/cm}$	2.00
12.880 mS/cm	9.01 mS/cm	12.78 mS/cm	0.086 mS/cm	2.00

Remark - UUC* = Unit Under Calibration

เอกสารไม่ควบคุม

a 1107546



Cert.No.: 22CH580

Page.: 3 of 3

Calibration Results

Function : Temperature Measurement

(*) Without adjustment

This equipment was connected with Temperature Probe;

- Model : 9383

- Serial No. 9B9F0064

Dimension of probe;

- Length : 90 mm.

- Diameter : 9 mm.

- Immersion Depth : 80 mm.

Calibration Point (°C)	Standard Temperature (°C)	UUC* Reading (°C)	Error (°C)	Uncertainty of Measurement (± °C)	Coverage factor <i>k</i>
25.0	25.002	25.0	-0.002	0.13	2.00
30.0	30.002	30.0	-0.002	0.13	2.00
35.0	35.003	35.0	-0.003	0.13	2.00

Remark : - UUC* = Unit Under Calibration

The reported uncertainty of measurement was based on a standard uncertainty multiplied by a coverage factor *k*, providing a level of confidence of approximately 95 %.

-o0o-


Calibration Certificate

Certificate No.: 2202097-001-01
Client name: UNITED ANALYST AND ENGINEERING CONSULTANT CO.,LTD.
Address: 3 Soi Udomsuk 41, Sukhumvit Road,
Bangchack, Prakanong, Bangkok 10260

Page 1 of 5

Equipment: pH Meter
Manufacturer: HANNA INSTRUMENTS
Model: HI 2211
Serial No.: 08165345
ID No.: UAE.WAT.004/2556
Order No.: 2202097
Operation No.: 2202097-001
Date of Receipt: 11 March 2022
Date of Calibration: 16 March 2022

Calibrated by Mr.Manas Somsak
Specialist

Approved by 
(Mr.Pheraphat Tuanjit)

Manager, Division of Calibration Laboratory

Date of Issue: 21 March 2022

Responsible for the Technical Management Team

The uncertainties are for a confidence probability of approximately 95%.

This Certificate is issued in accordance with the conditions of accreditation granted by the Thai Laboratory Accreditation Scheme which has assessed the measurement capability of the laboratory and its traceability to recognized national standards and to the units of measurement realized at the corresponding national standards laboratory. This certificate may not be reproduced other than in full except with the prior written approval of the National Food Institute.

Calibration Report

Certificate No.: 2202097-001-01

Equipment: pH Meter **Resolution:** 0.01 pH ; 0.1/1 mV
Manufacturer: HANNA INSTRUMENTS **Model:** HI 2211
Serial No.: 08165345 **Type:** Bench top
ID No.: UAE.WAT.004/2556

Date of Calibration: 16 March 2022

Page 2 of 5

Location: Chemical Calibration Laboratory, National Food Institute.

Environment Condition: **Ambient Temperature:** (23.0 ± 1.5) °C **Relative Humidity:** (49.5 ± 5) %

Condition of Equipment: Good Condition

Condition of this Results of Calibration

1. Calibration Method In house method : W-CC-002 based on direct measurement by using standard voltage calibrator and certified reference material (CRM)

2. Reference Standards / Certified Reference Material

Instruments	Serial / ID No.	Manufacturer	Certificate No.	Due Date
2.1 DC Voltage Calibrator	2709007	Fluke	SCL-21F-0687	24 June 2022
2.2 Digital Thermometer	2709007	Fluke	CC-640599-01	30 October 2022
2.3 Thermo-Hygro Meter	สอ.พล.ETH 005/58	PONPE	QR21-2787	15 November 2022

Certified Reference Material	Lot. No.	Manufacturer	Ref N	Expire Date
2.4 pH buffer 4.008 (Primary pH buffer Solution)	780012	CPAchem	PH216.L5	21 November 2023
2.5 pH buffer 6.865 (Primary pH buffer Solution)	780013	CPAchem	PH217.L5	21 November 2023
2.6 pH buffer 10.01 (Primary pH buffer Solution)	780015	CPAchem	PH220.L5	21 November 2022
2.7 pH buffer 7.00 (Standard pH buffer Solution)	776840	CPAchem	PH107.L5	8 November 2022

3. This certification is traceable to The International System of Unit (SI Unit)

3.1 Instruments No.2.1	through	NSC-TISI-TIS 17025 Laboratory Accreditation of Calibration No.0075
3.2 Instruments No.2.2	through	NSC-TISI-TIS 17025 Laboratory Accreditation of Calibration No.0061
3.3 Instruments No.2.3	through	NSC-TISI-TIS 17025 Laboratory Accreditation of Calibration No.0292
3.4 Certified Reference Material No. 2.4 to 2.6	traceable to	Primary measurement method- Harned cell using calibrated thermometer, barometer, and nanovoltmeter. The Standard Solution preparation and certified by CPAchem Ltd is accredited to ISO 17034 and ISO/IEC 17025
3.5 Certified Reference Material No. 2.7	traceable to	BIM RefN HI-7 LotN 30.04.2020; BIM RefN HI-9 LotN 28.05.2020; BIM RefN HI-8 LotN 30.04.2020; BIM RefN HI-10 LotN 28.05.2020. The Standard Solution preparation and certified by CPAchem Ltd is accredited to ISO 17034 and ISO/IEC 17025

4. This certificate was certified only for the instrument we calibrated.

5. This result of calibration was found accurate as shown on date and place of calibration only.



Calibration Report

Certificate No.: 2202097-001-01

Equipment: pH Meter Resolution: 0.01 pH ; 0.1/1 mV
Manufacturer: HANNA INSTRUMENTS Model: HI 2211
Serial No.: 08165345 Type: Bench top
ID No.: UAE.WAT.004/2556

Date of Calibration: 16 March 2022

Page 3 of 5

Calibration Results:

1. Calibration of pH Meter (Manual Temperature Compensation at 25 °C)

Nominal pH	DC Voltage Standard (mV)	Average Indicator Reading		Uncertainty (±mV)	Coverage Factor (k)
		mV	pH		
0	414.117	414	0.00	0.58	2.00
2	295.811	295.7	2.00	0.063	2.00
4	177.462	177.4	4.00	0.063	2.00
6	59.159	59.2	6.00	0.063	2.00
7	-0.001	0.1	7.00	0.063	2.00
8	-59.159	-59.1	8.00	0.063	2.00
10	-177.463	-177.3	10.00	0.063	2.00
12	-295.812	-295.6	12.00	0.063	2.00
14	-414.119	-414	14.00	0.58	2.00

2. Calibration of pH Meter with Electrode (Manual Temperature Compensation at 25 °C)

Equipment: pH Electrode Type: Combined Electrode
Manufacturer: METTLER TOLEDO Model: LE420
Serial No.: 1142602 ID.No. N/A

Performance of Electrode system (Three-Point Calibration at pH4, pH7 and pH10)

Certified Value @25 °C (pH)	Average Indicator Reading		Relative Slope (%)	Uncertainty (± pH)	Coverage Factor (k)
	pH	mV			
4.008	4.01	180.5	99.3	0.0071	2.00
6.866	6.87	12.5	-	0.0074	2.00
10.015	10.01	-171.5	99.1	0.0090	2.00
6.983	6.98	5.2	-	0.0092	2.00

Calibration Report

Certificate No.: 2202097-001-01

Equipment: Digital Thermometer with RTD (pH Meter)

Resolution: 0.1 °C Model: HI 2211

Serial No.: 08165345 ID No.: UAE.WAT.004/2556

Manufacturer: HANNA INSTRUMENTS

Date of Calibration: 16 March 2022

Page 4 of 5

Location: Chemical Calibration Laboratory, National Food Institute.

Environment Condition: Ambient Temperature (23.0 ± 1.0) °C

Relative Humidity (50 ± 4) %

Condition of this results of Calibration:

1. Calibration Method :
 - In house method: W-TE-025 by comparison with standard thermometer.
 - The Calibration is determined by comparing with a known temperature from a standard resistance thermometer.
 - The temperature scale in use at this laboratory is the International Temperature scale of 1990 (ITS-90).

2. Reference Standard Instrument :

Instrument	Model	Serial No.	Certificate No.	Due Date	Through
HANDHELD THERMOMETER	1523	2118154	PSL-T 0851/64	24-Jun-22	TISTR
Platinum Resistance Thermometer (PRT)	5627A	877332			

Support Equipment : - Low Temperature Bath (ISOCAL-6), Model: Europa-6 Plus Basic, S/N: 341592/2

3. This certificate is traceable to International System of Units (SI Units).
4. This certificate was certified only for the instrument we calibrated.
5. This result of calibration was found accurate as shown on date and place of calibration only.

6. Condition of Calibrated item : Good

7. Result of Calibration : ☒ Without adjustment ☐ After adjustment



Calibration Report

Certificate No.: 2202097-001-01

Equipment: Digital Thermometer with RTD (pH Meter)

Resolution: 0.1 °C Model: HI 2211

Serial No.: 08165345 ID No.: UAE.WAT.004/2556

Manufacturer: HANNA INSTRUMENTS

Date of Calibration: 16 March 2022

Page 5 of 5

Calibration point: 15.0, 25.0 and 35.0 °C

Calibration result:

- The probe was immersed in liquid bath or dry bath to a minimum depth of 100 mm.

- Description of probe, model : N/A S/N : N/A

Dimension of probe : Diameter 3.5 mm., Length 100 mm.,

Sheath material : Stainless Steel

UUC* Reading (°C)	Standard Temperature (°C)	Correction Value (°C)	Uncertainty ± (°C)
15.0	15.001	0.0	0.099
25.0	25.002	0.0	0.099
35.0	35.002	0.0	0.099

Note - UUC* : Unit Under Calibration

The report uncertainty of measurement was based on standard uncertainty multiplied by coverage factor $k = 2$, providing a level of confidence of approximately 95 %.

----- End -----




Calibration Certificate

Certificate No.: 2201793-001-01
Client name: UNITED ANALYST AND ENGINEERING CONSULTANT CO.,LTD.
Address: 3 Soi Udomsuk 41, Sukhumvit Road,
Bangchack, Prakhonong, Bangkok 10260

Page 1 of 5

Equipment: pH Meter
Manufacturer: METTLER TOLEDO
Model: SevenEasy pH
Serial No.: 1231155210
ID No.: UAE.WAT.010/2553
Order No.: 2201793
Operation No.: 2201793-001
Date of Receipt: 21 February 2022
Date of Calibration: 1 March 2022

Calibrated by Mr.Pheraphat Tuanjit
Scientist

Approved by 
(Mr.Nuttapol Niyomchart) (for)
Specialist, Division of Calibration Laboratory
Responsible for the Technical Management Team

Date of Issue: 1 March 2022

The uncertainties are for a confidence probability of approximately 95%.

This Certificate is issued in accordance with the conditions of accreditation granted by the Thai Laboratory Accreditation Scheme which has assessed the measurement capability of the laboratory and its traceability to recognized national standards and to the units of measurement realized at the corresponding national standards laboratory. This certificate may not be reproduced other than in full except with the prior written approval of the National Food Institute.

Calibration Report

Certificate No.: 2201793-001-01

Equipment:

pH Meter

Resolution: 0.01 pH ; 1 mV

Manufacturer: METTLER TOLEDO

Model: SevenEasy pH

Serial No.: 1231155210

Type: Bench top

ID No.: UAE.WAT.010/2553

Date of Calibration:

1 March 2022

Page 2 of 5

Location:

Chemical Calibration Laboratory, NATIONAL FOOD INSTITUTE

Environment Condition:

Ambient Temperature: (23.5 ± 1.5) °C

Relative Humidity: (53 ± 5) %

Condition of Equipment:

Good Condition

Condition of this Results of Calibration

1. Calibration Method

In house method : W-CC-002 based on direct measurement by using standard voltage calibrator and certified reference material (CRM)

2. Reference Standards / Certified Reference Material

<u>Instruments</u>	<u>Serial / ID No.</u>	<u>Manufacturer</u>	<u>Certificate No.</u>	<u>Due Date</u>
2.1 DC Voltage Calibrator	2709007	Fluke	SCL-21F-0687	24 June 2022
2.2 Digital Thermometer	2709007	Fluke	CC-640599-01	30 October 2022
2.3 Thermo-Hygro Meter	NFI.BTH004/18	PONPE	QR22-0195	27 January 2023

<u>Certified Reference Material</u>	<u>Lot. No.</u>	<u>Manufacturer</u>	<u>Ref N</u>	<u>Expire Date</u>
2.4 pH buffer 4.008 (Primary pH buffer Solution)	741339	CPAchem	PH216.L5	19 April 2023
2.5 pH buffer 6.865 (Primary pH buffer Solution)	741340	CPAchem	PH217.L5	19 April 2023
2.6 pH buffer 10.01 (Primary pH buffer Solution)	741342	CPAchem	PH220.L5	19 April 2022
2.7 pH buffer 7.00 (Standard pH buffer Solution)	735836	CPAchem	PH107.L5	16 March 2022

3. This certification is traceable to The International System of Unit (SI Unit)

3.1 Instruments No.2.1	through	NSC-TISI-TIS 17025 Laboratory Accreditation of Calibration No.0075
3.2 Instruments No.2.2	through	NSC-TISI-TIS 17025 Laboratory Accreditation of Calibration No.0061
3.3 Instruments No.2.3	through	NSC-TISI-TIS 17025 Laboratory Accreditation of Calibration No.0292
3.4 Certified Reference Material No. 2.4 to 2.6	traceable to	Primary measurement method- Harned cell using calibrated thermometer, barometer, and nanovoltmeter. The Standard Solution preparation and certified by CPAchem Ltd is accredited to ISO 17034 and ISO/IEC 17025
3.5 Certified Reference Material No. 2.7	traceable to	BIM RefN HI-7 LotN 30.04.2020; BIM RefN HI-9 LotN 28.05.2020; BIM RefN HI-8 LotN 30.04.2020; BIM RefN HI-10 LotN 28.05.2020. The Standard Solution preparation and certified by CPAchem Ltd is accredited to ISO 17034 and ISO/IEC 17025

4. This certificate was certified only for the instrument we calibrated.

5. This result of calibration was found accurate as shown on date and place of calibration only.

P. Jongsamrit
1 March 2022

Calibration Report

Certificate No.: 2201793-001-01

Equipment:

pH Meter

Resolution: 0.01 pH ; 1 mV

Manufacturer: METTLER TOLEDO

Model: SevenEasy pH

Serial No.: 1231155210

Type: Bench top

ID No.: UAE.WAT.010/2553

Date of Calibration: 1 March 2022

Page 3 of 5

Calibration Results:

1. Calibration of pH Meter

(Manual Temperature Compensation at 25 °C)

Nominal pH	DC Voltage Standard (mV)	Average Indicator Reading		Uncertainty (±mV)	Coverage Factor (k)
		mV	pH		
0.00	414.117	414	0.00	0.58	2.00
2.00	295.811	296	2.00	0.58	2.00
4.00	177.462	178	4.00	0.58	2.00
6.00	59.159	59	6.00	0.58	2.00
7.00	-0.001	0	7.00	0.58	2.00
8.00	-59.159	-59	8.00	0.58	2.00
10.00	-177.463	-177	10.00	0.58	2.00
12.00	-295.812	-296	12.00	0.58	2.00
14.00	-414.119	-414	14.00	0.58	2.00

2. Calibration of pH Meter with Electrode

(Manual Temperature Compensation at 25 °C)

Equipment: pH Electrode

Type: Combined Electrode

Manufacturer: METTLER TOLEDO

Model: InLabSolids

Serial No.: 1156882

ID.No. N/A

Performance of Electrode system

(Three-Point Calibration at pH4, pH7 and pH10)

Certified Value @25 °C (pH)	Average Indicator Reading		Relative Slope (%)	Uncertainty (± pH)	Coverage Factor (k)
	pH	mV			
4.008	4.00	180	96.25	0.0076	2.00
6.866	6.88	16	-	0.0079	2.00
10.012	10.01	-162	96.13	0.0094	2.00
6.985	7.00	9	-	0.0097	2.00

P. Jenghant
1 March 2022

เอกสารไม่ควบคุม

Calibration Report

Certificate No.: 2201793-001-01

Equipment: Digital Thermometer with RTD (pH Meter)

Resolution: 0.1 °C Model: SevenEasy pH

Serial No.: 1231155210 ID No.: UAE.WAT.010/2553

Manufacturer: METTLER TOLEDO

Date of Calibration: 1 March 2022

Page 4 of 5

Location: Chemical Calibration Laboratory, NATIONAL FOOD INSTITUTE

Environment Condition:

Ambient Temperature 24 °C ± 1 °C

Relative Humidity 53 % ± 2 %

Condition of this results of Calibration:

- Calibration Method :
 - In house method: W-TE-025 by comparison with standard thermometer.
 - The Calibration is determined by comparing with a known temperature from a standard resistance thermometer.
 - The temperature scale in use at this laboratory is the International Temperature scale of 1990 (ITS-90).

2. Reference Standard Instrument :

Instrument	Model	Serial No.	Certificate No.	Due Date	Through
HANDHELD THERMOMETER	1523	2118154	PSL-T 0851/64	03-Jun-22	TISTR
Platinum Resistance Thermometer (PRT)	5627A	877332			

Support Equipment : - Low Temperature Bath (ISOCAL-6), Model: Europa-6 Plus Basic, S/N: 341592/2

- This certificate is traceable to International System of Units (SI Units).
- This certificate was certified only for the instrument we calibrated.
- This result of calibration was found accurate as shown on date and place of calibration only.

6. Condition of Calibrated item :

Good

7. Result of Calibration :

☒

Without adjustment

☐

After adjustment

P. Jongsomjit
1 March 2022

Calibration Report

Certificate No.: 2201793-001-01

Equipment: Digital Thermometer with RTD (pH Meter)

Resolution: 0.1 °C Model: SevenEasy pH

Serial No.: 1231155210 ID No.: UAE.WAT.010/2553

Manufacturer: METTLER TOLEDO

Date of Calibration: 1 March 2022

Page 5 of 5

Calibration point: 15.0, 25.0 and 35.0 °C

Calibration result:

- The probe was immersed in liquid bath or dry bath to a minimum depth of 100 mm.
- Description of probe, model : N/A S/N : N/A
- Dimension of probe : Diameter 4 mm., Length 100 mm.,
- Sheath material : Stainless Steel

UUC* Reading (°C)	Standard Temperature (°C)	Correction Value (°C)	Uncertainty ± (°C)
15.1	15.006	-0.1	0.099
25.1	25.004	-0.1	0.099
35.1	35.003	-0.1	0.099

P. Jongsomjit
1 March 2022

Note

- UUC* : Unit Under Calibration

The report uncertainty of measurement was based on standard uncertainty multiplied by coverage factor k= 2, providing a level of confidence of approximately 95 %.

----- End -----



TECHNOLOGY PROMOTION ASSOCIATION (THAILAND-JAPAN)
CORPORATE SERVICES 3: EQUIPMENT CALIBRATION AND TESTING SERVICES
534/4 PATTANAKARN ROAD SOI 18, SUANLUANG, SUANLUANG BANGKOK 10250
TEL. 0-2717-3000-27 FAX. 0-2719-9484



Cert. No.: 22TM90

Page.: 1 of 3

Certificate of Calibration

Equipment : BOD Incubator

Manufacturer : Arco

Model : UC4-1320

Serial No. : 13URC4S013201

ID No. : UAE.WAO.015/2561

Submitted by : United Analyst and Engineering Consultant Co.,Ltd.
3 Soi Udomsuk 41, Sukhumvit Road,
Bangchak, Phrakhanong,
Bangkok 10260

Location : Lab Floor 2

Received Order : 17 February 2022

Calibration Date : 17 February 2022

Ambient Temperature : (26 ± 10) °C

Relative Humidity : (50 ± 30) %

Calibrated by : Kunchit Promprat

Approved by :

Approved Signatory

- (/) Pornthippa Tameyakul
(/) Malee Butkruea
() Suwit Imjai

Issue Date : 22 February 2022

The Uncertainties are for a confidence probability of approximately 95%

This certificate may not be reproduced other than in full, except with the prior written
Approval of the head of Corporate Services 3 : Equipment Calibration and Testing Services.

เอกสารไม่ควบคุม
A 0038099



Equipment : BOD Incubator
Condition As-Received : Used Item
Reference : 2202-0446OC-1

Cert. No.: 22TM90

Page.: 2 of 3

Procedure Used :-

Calibration were conducted using calibration procedure CP-OT02 according to direct measurement method with Data Acquisition which connected with Resistance Temperature Detector (RTD).

The temperature scale used was based on ITS-90.

Condition of this result of calibration

1. Reference standard instrument:-

Instrument	Model	Serial No.	Cert. No.	Due Date
1) Data Acquisition	34970A	MY44035217	21LM30	23 Dec 2022

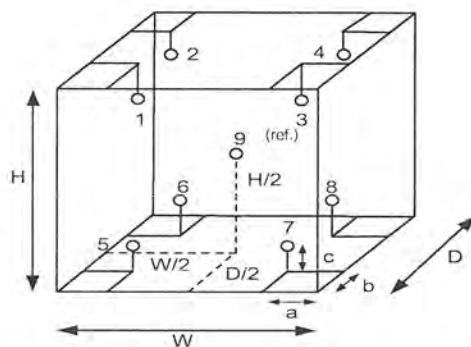
2. This certificate is valid only to the item calibrated on date and place of calibration.

3. This certification is traceable to the International System of Unit.

Result of Calibration :- (*) Without Adjustment

Function of UUC* : Temperature Source

Fresh air setting : Not Available



Environment during calibration		
	Beginning	Finished
Temp. (°C)	28	28
REL.Humid. (%)	68	75
AC Supply (Volt)	226	226

Probe Installation Details :

a = 10 cm
b = 10 cm
c = 10 cm

Dimension of Chamber :

D = 0.62 m
W = 1.2 m
H = 1.2 m
Capacity = 0.89 m³

Position :	Ref. Std. ID No.:
1	18-10RTD-01
2	18-10RTD-02
3	18-10RTD-03
4	18-10RTD-04
5	18-10RTD-05
6	22-10RTD-10
7	18-10RTD-07
8	18-10RTD-08
9 (ref.)	18-10RTD-09

Mlu.

เอกสารไม่ควบคุม
a 1096042



Equipment : BOD Incubator
Condition As-Received : Used Item
Reference : 2202-0446OC-1
Result of Calibration :- (*) Without Adjustment

Cert. No.: 22TM90

Page.: 3 of 3

Function of UUC* : Temperature Source

Fresh air setting : Not Available

Calibration Point (°C)	UUC* Setting (°C)	UUC* Reading (°C)	Temperature stability (± °C)	Temperature uniformity (°C)	Overall Variation (°C)	Uncertainty (± °C)	Coverage Factor <i>k</i>
20.0	19.5	19.4	0.30	0.58	1.0	0.55	2

Calibration Point (°C)	Measured Temperature (°C)								
	Position								
	1	2	3	4	5	6	7	8	9 (ref.)
20.0	20.154	20.013	20.356	19.939	19.834	19.761	19.817	19.824	19.922

Average* : The average of 30 values in each position.

Temperature stability : One-half of the greatest maximum difference of measured temperature at any one sensor.

Temperature uniformity : The maximum difference of measured temperatures at any sensors and the measured temperature at the reference location which are observed at the same time or at as close an observation time as possible to determine the temperature pattern or homogeneity within the chamber under steady-state conditions.

Overall Variation : The Difference of the maximum and minimum measured temperatures throughout observation.

UUC* : Unit Under Calibration

Note : The reported uncertainty of measurement was included stability and excluded uniformity .

The reported uncertainty of measurement was based on a standard uncertainty multiplied by a coverage factor *k*, providing a level of confidence of approximately 95 %.

-o0o-

Maku

เอกสารไม่ควบคุม
a 1096041



TECHNOLOGY PROMOTION ASSOCIATION (THAILAND-JAPAN)
CORPORATE SERVICES 3: EQUIPMENT CALIBRATION AND TESTING SERVICES
534/4 PATTANAKARN ROAD SOI 18, SUANLUANG, SUANLUANG BANGKOK 10250
TEL. 0-2717-3000-27 FAX. 0-2719-9484



Cert. No.: 21TM1406

Page.: 1 of 3

Certificate of Calibration

Equipment : BOD Incubator

Manufacturer : Arco

Model : UC4-1320

Serial No. : -

ID No. : UAE.WAO.018/2559

Submitted by : United Analyst and Engineering Consultant Co.,Ltd.
3 Soi Udomsuk 41, Sukhumvit Road,
Bangchak, Phrakhanong,
Bangkok 10260

Location : Lab Floor 2

Received Order : 17 August 2021

Calibration Date : 17 August 2021

Ambient Temperature : (26 ± 10) °C

Relative Humidity : (50 ± 30) %

Calibrated by : Khit Ruttanaprapachai

Approved by :


Approved Signatory

() Pornthippa Tameyakul

(✓) Malee Butkruea

() Suwit Imjai

Issue Date : 1 September 2021

The Uncertainties are for a confidence probability of approximately 95%

This certificate may not be reproduced other than in full, except with the prior written
Approval of the head of Corporate Services 3 : Equipment Calibration and Testing Services.

เอกสารไม่ควบคุม
A 0031568



Equipment : BOD Incubator
Condition As-Received : Used Item
Reference : 2108-0364OC-2

Cert. No.: 21TM1406

Page.: 2 of 3

Procedure Used :-

Calibration were conducted using calibration procedure CP-OT02 according to direct measurement method with Data Acquisition which connected with Resistance Temperature Detector (RTD).

The temperature scale used was based on ITS-90.

Condition of this result of calibration

1. Reference standard instrument:-

Instrument	Model	Serial No.	Cert. No.	Due Date
1) Data Acquisition	34970A	MY41021843	21LM2	18 Feb 2022

2. This certificate is valid only to the item calibrated on date and place of calibration.

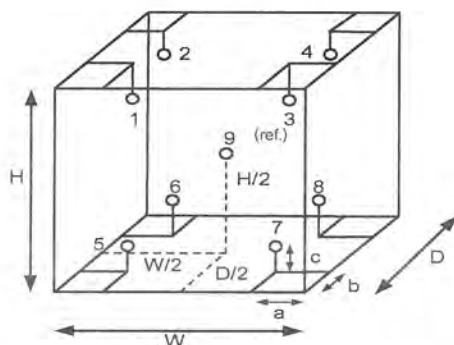
3. This certification is traceable to the International System of Unit.

Result of Calibration :- (*) Without Adjustment

Function of UUC* : Temperature Source

Fresh air setting : Not Available

Environment during calibration		
	Beginning	Finished
Temp. (°C)	28	29
REL.Humid. (%)	52	55
AC Supply (Volt)	220	221



Probe Installation Details :

a = 10 cm
b = 10 cm
c = 10 cm

Dimension of Chamber :

D = 0.53 m
W = 1.2 m
H = 1.2 m
Capacity = 0.76 m³

Position :	Ref. Std. ID No.:
1	21-04RTD-11
2	21-04RTD-12
3	21-04RTD-13
4	21-04RTD-14
5	21-04RTD-15
6	21-04RTD-16
7	21-04RTD-17
8	21-04RTD-18
9 (ref.)	21-04RTD-19

Malu .

เอกสารไม่ควบคุม
a 1069644



Equipment : BOD Incubator
Condition As-Received : Used Item
Reference : 2108-0364OC-2
Result of Calibration :- (*) Without Adjustment
Function of UUC* : Temperature Source
Fresh air setting : Not Available

Cert. No.: 21TM1406

Page.: 3 of 3

Calibration Point (°C)	UUC* Setting (°C)	UUC* Reading (°C)	Temperature stability (± °C)	Temperature uniformity (°C)	Overall Variation (°C)	Uncertainty (± °C)	Coverage Factor <i>k</i>
20.0	19.8	19.7	0.37	0.50	1.1	0.62	2

Calibration Point (°C)	Measured Temperature (°C)								
	Position								
	1	2	3	4	5	6	7	8	9 (ref.)
20.0	20.040	19.742	20.203	19.762	19.784	19.819	19.764	19.797	19.787

Average* : The average of 30 values in each position.

Temperature stability : One-half of the greatest maximum difference of measured temperature at any one sensor.

Temperature uniformity : The maximum difference of measured temperatures at any sensors and the measured temperature at the reference location which are observed at the same time or at as close an observation time as possible to determine the temperature pattern or homogeneity within the chamber under steady-state conditions.

Overall Variation : The Difference of the maximum and minimum measured temperatures throughout observation.

UUC* : Unit Under Calibration

Note : The reported uncertainty of measurement was included stability and excluded uniformity .

The reported uncertainty of measurement was based on a standard uncertainty multiplied by a coverage factor *k*, providing a level of confidence of approximately 95 %.

-o0o-

Malee

เอกสารไม่ควบคุม
a 1069643



TECHNOLOGY PROMOTION ASSOCIATION (THAILAND-JAPAN)
CORPORATE SERVICES 3: EQUIPMENT CALIBRATION AND TESTING SERVICES
534/4 PATTANAKARN ROAD SOI 18, SUANLUANG, SUANLUANG BANGKOK 10250
TEL. 0-2717-3000-27 FAX. 0-2719-9484



Cert.No.: 22MM210
Page.: 1 of 3

Certificate of Calibration

Equipment : Electronic Balance

Manufacturer : Mettler Toledo

Model : XSR205

Serial No. : C009071872


ID No. : UAE.WAO.012/2563

Submitted by : United Analyst and Engineering Consultant Co.,Ltd.
3 Soi Udomsuk 41, Sukhumvit Road,
Bangchak, Phakhanong,
Bangkok 10260

Location : Balance Room

Received order : 26 April 2022
Calibration Date : 26 April 2022
Ambient Temperature : 15 °C to 40 °C
Relative Humidity : 30 % to 90 %

Calibrated by : Kunchit Promprat

Approved by : 
Approved Signatory

() Pornthippa Tameyakul
(✓) Malee Butkruea
() Suwit Imjai

Issue Date : 29 April 2022

The Uncertainties are for a confidence probability of approximately 95%

This certificate may not be reproduced other than in full, except with the prior written
Approval of the head of Corporate Services 3 : Equipment Calibration and Testing Services.

เอกสารไม่ควบคุม



Equipment : Electronic Balance
Condition As-Received : Used Item
Reference : 2204-0542OC-1

Cert.No.: 22MM210
Page: 2 of 3

Procedure used :-

Calibration were conducted using in-house calibration procedure CP-OB01 according to direct measurement method against standard weight.

Condition of this result of calibration

1. Reference standard instruments:-

<u>Instruments</u>	<u>Model</u>	<u>Serial No.</u>	<u>ID No.</u>	<u>Test report No.</u>	<u>Due date</u>
1) Standard Weight Set (E2)	15884	-	70RC138	MM-0009-21	3 Feb 2023

2. This certificate is valid only to the item calibrated on date and place of calibration.
3. This result of calibration was made on requested at the point specified by customer.
4. This certificate is not certified for any commercial transaction.
5. This certification is traceable to the International System of Unit.

Result of calibration () Without Adjustment (*) After Adjustment by Internal Calibration

Range capacity :	0 g to 81 g	Resolution	0.00001 g
	81 g to 220 g	Resolution	0.0001 g

Before Adjustment :

<u>Applied Weight</u>	<u>Balance Reading</u>	<u>Correction</u>	<u>Measurement Uncertainty</u>	<u>Coverage Factor</u>
(g)	(g)	(g)	(\pm mg)	(k)
80	80.00004	-0.00004	0.15	2.00
200	199.9999	+0.0001	0.35	2.00

After Adjustment :

1. Determination of the standard deviation of weighing machine (n = 10)

<u>Applied Weight</u>	<u>Standard Deviation of Reading (g)</u>
(g)	
80	0.000008
200	0.00005

Malu



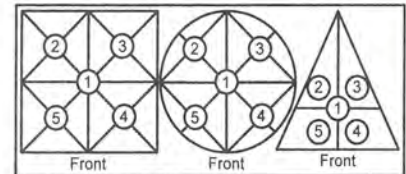
Equipment : Electronic Balance
 Condition As-Received : Used Item
 Reference : 2204-0542OC-1

Cert.No.: 22MM210
 Page: 3 of 3

Result of calibration

2. Effect of off center loading

A mass of 100 g was placed to various position on the pan.
 The weighing machine reading error obtained is given in the table



Maximum difference between
 off-center and central loading
 (g)
 0.0002

Position 1 (g)	Position 2 (g)	Position 3 (g)	Position 4 (g)	Position 5 (g)
-0.0002	-0.0001	0.0000	-0.0002	-0.0002

3. Departure from nominal value

Applied Weight (g)	Balance Reading (g)	Correction (g)	Measurement Uncertainty (± mg)	Coverage Factor (k)
Unload	0.00000	0.00000	0.016	2.13
0.05	0.05001	-0.00001	0.016	2.13
0.1	0.10001	-0.00001	0.017	2.11
1	1.00002	-0.00002	0.019	2.05
5	5.00003	-0.00003	0.026	2.00
20	20.00008	-0.00008	0.049	2.00
50	50.00010	-0.00010	0.080	2.00
80	80.00014	-0.00014	0.15	2.00
100	100.0001	-0.0001	0.21	2.00
150	150.0001	-0.0001	0.29	2.00
200	200.0001	-0.0001	0.35	2.00

The reported uncertainty of measurement was based on a standard uncertainty multiplied by a coverage factor k , providing a level of confidence of approximately 95 %.

-o0o-

Malu.



TECHNOLOGY PROMOTION ASSOCIATION (THAILAND-JAPAN)
CORPORATE SERVICES 3: EQUIPMENT CALIBRATION AND TESTING SERVICES
534/4 PATTANAKARN ROAD SOI 18, SUANLUANG, SUANLUANG BANGKOK 10250
TEL. 0-2717-3000-27 FAX. 0-2719-9484



Cert. No.: 21TM1876

Page.: 1 of 3

Certificate of Calibration

Equipment : Hot Air Oven

Manufacturer : Memmert

Model : UF 55

Serial No. : B216.1666

ID No. : UAE.WAO.027/2559

Submitted by : United Analyst and Engineering Consultant Co.,Ltd.
3 Soi Udomsuk 41, Sukhumvit Road,
Bangchak, Phrakhanong,
Bangkok 10260

Location : Lab Floor 2

Received Order : 29 October 2021

Calibration Date : 29 October 2021

Ambient Temperature : (26 ± 10) °C

Relative Humidity : (50 ± 30) %

Calibrated by : Kunchit Promprat

Approved by :

Approved Signatory

- (☒) Pornthippa Tameyakul
(☒) Malee Butkruea
(☐) Suwit Imjai

Issue Date : 4 November 2021

The Uncertainties are for a confidence probability of approximately 95%

This certificate may not be reproduced other than in full, except with the prior written
Approval of the head of Corporate Services 3 : Equipment Calibration and Testing Services.

เอกสารไม่ควบคุม



Equipment : Hot Air Oven
Condition As-Received : Used Item
Reference : 2110-0701OC-1

Cert. No.: 21TM1876
Page.: 2 of 3

Procedure Used :-

Calibration were conducted using calibration procedure CP-OT02 according to direct measurement method with Data Acquisition which connected with Resistance Temperature Detector (RTD) and Thermocouple Type T.

The temperature scale used was based on ITS-90.

Condition of this result of calibration

1. Reference standard instrument:-

Instrument	Model	Serial No.	Cert. No.	Due Date
1) Data Acquisition	34970A	MY44067817	21LM10	20 Jul 2022

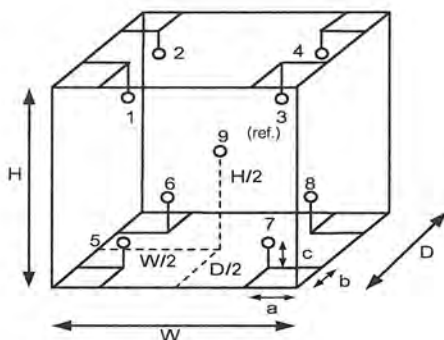
2. This certificate is valid only to the item calibrated on date and place of calibration.

3. This certification is traceable to the International System of Unit.

Result of Calibration :- (*) Without Adjustment

Function of UUC* : Temperature Source

Fresh air setting : Close



Environment during calibration		
	Beginning	Finished
Temp. (°C)	28	28
REL.Humid. (%)	56	55
AC Supply (Volt)	230	230

Ref. Std. ID No.: @ Calibration Point

Position :	(140, 180) °C	(104) °C
1	21-15TC-01	15RTD2/11
2	21-15TC-02	15RTD2/12
3	21-15TC-03	15RTD2/13
4	21-15TC-04	15RTD2/14
5	21-15TC-05	15RTD2/15
6	21-15TC-06	15RTD2/20
7	21-15TC-07	15RTD2/17
8	21-15TC-08	15RTD2/18
9 (ref.)	21-15TC-09	15RTD2/19

Probe Installation Details : Dimension of Chamber :

a =	5.0	cm	D =	0.33	m
b =	5.0	cm	W =	0.40	m
c =	5.0	cm	H =	0.40	m
			Capacity =	0.053	m ³

Malu

เอกสารไม่ควบคุม



Equipment : Hot Air Oven
Condition As-Received : Used Item
Reference : 2110-0701OC-1
Result of Calibration :- (*) Without Adjustment
Function of UUC* : Temperature Source
Fresh air setting : Close

Cert. No.: 21TM1876
Page.: 3 of 3

Calibration Point (°C)	UUC* Setting (°C)	UUC* Reading (°C)	Temperature stability (± °C)	Temperature uniformity (°C)	Overall Variation (°C)	Uncertainty (± °C)	Coverage Factor <i>k</i>
104.0	104.0	104.0	0.11	0.52	0.72	0.42	2
140.0	140.0	140.0	0.25	1.1	1.4	1.1	2
180.0	180.0	180.0	0.18	0.87	1.2	1.1	2

Calibration Point (°C)	Measured Temperature (°C)								
	Position								
	1	2	3	4	5	6	7	8	9 (ref.)
104.0	103.852	103.978	104.382	104.323	103.776	104.015	104.312	104.196	103.907
140.0	140.309	140.730	140.426	140.270	139.531	139.666	140.067	139.895	139.750
180.0	180.598	180.339	180.755	180.619	179.716	179.829	180.204	180.365	179.975

Average* : The average of 30 values in each position.

Temperature stability : One-half of the greatest maximum difference of measured temperature at any one sensor.

Temperature uniformity : The maximum difference of measured temperatures at any sensors and the measured temperature at the reference location which are observed at the same time or at as close an observation time as possible to determine the temperature pattern or homogeneity within the chamber under steady-state conditions.

Overall Variation : The Difference of the maximum and minimum measured temperatures throughout observation.

UUC* : Unit Under Calibration

Note : The reported uncertainty of measurement was included stability and excluded uniformity .

The reported uncertainty of measurement was based on a standard uncertainty multiplied by a coverage factor *k*, providing a level of confidence of approximately 95 %.

-o0o-

Malu

เอกสารไม่ควบคุม


CERTIFICATE OF CALIBRATION

Certificate No. : SP22-007

Page 1 of 5

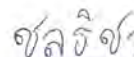
Customer : United Analyst and Engineering Consultant Co.,Ltd. (Head Office)**Address :** 3 Soi Udomsuk 41, Sukhumvit Road, Bangchak, Phrakhanong,

Bangkok 10260

Location of calibration : Laboratory 315**Equipment :** UV-Vis Spectrophotometer**Manufacturer :** Hitachi**Model :** U-1900**Serial No. :** 2021-064**ID No. :** UAE.WAS.006/2552**Received Date :** 20 January 2022**Calibration Date :** 20 January 2022**Issue Date :** 24 January 2022**Condition Instrument :** Good**Calibrated by :**

(Mr.Tanawut Rittidach)

Technical Manager

Approved by :

(Ms. Chonthicha Sangngern)

Quality Manager

The calibration result is applied only to the above calibrated item and was found accurate as shown on date and place of calibration only.

The measurement capability of the laboratory and its traceability to recognized national standards and to the unit of measurement realized at the corresponding national standards laboratory. This certificate may not be reproduced other than in full except with the prior written approval of the DQE Services Co., Ltd.

REPORT OF CALIBRATION

Certificate No. : SP22-007

Page 2 of 5

Environment Condition : Ambient Temperature 25 ± 5 °CRelative humidity 55 ± 20 %RH**Calibration method :** In-house method CP-01 Based on ASTM E275-08**Certified Reference Materials :**

Material	Serial No.	Certificate No.	Due date
Absorbance Standard set	25760	95935	22 October 2023
Absorbance Standard set	25757	95929	22 October 2023
Wavelength Standard set	25806	95916	22 October 2023
Wavelength Standard set	25758	95915	22 October 2023

Traceability This certification is traceable to the International System of Unit maintained at National -

Institute of Standards and Technology (NIST) through Starna Scientific Limited

Spectral Band Width of UUC : 4.0 nm.**Scan Speed of UUC :** 200 nm/min**Scan Interval of UUC :** 0.1 nm.**Resolution of UUC :** Photometric 0.001 Abs.

Wavelength 0.1 nm.

REPORT OF CALIBRATION

Certificate No. : SP22-007

Page 3 of 5

Calibration Results : Without adjustment

Photometric Accuracy :

Wavelength (nm.)	CRMs Values (Abs)	UUC Reading (Abs)	Correction (Abs)	Uncertainty (Abs)	Coverage factor <i>k</i>
420	0.0000	0.000	0.0000	0.0028	2.00
	0.5787	0.577	0.0017	0.0031	2.00
	1.0490	1.050	-0.0010	0.0029	2.00
	2.1900	2.183	0.0070	0.0080	2.00
440	0.0000	0.000	0.0000	0.0028	2.00
	0.5607	0.560	0.0007	0.0034	2.00
	1.0247	1.023	0.0017	0.0035	2.00
	2.1229	2.118	0.0049	0.0079	2.00
465	0.0000	0.000	0.0000	0.0028	2.00
	0.5236	0.521	0.0026	0.0030	2.00
	0.9634	0.963	0.0004	0.0029	2.00
	1.9763	1.974	0.0023	0.0070	2.00
546.1	0.0000	0.000	0.0000	0.0028	2.00
	0.5191	0.518	0.0011	0.0031	2.00
	1.0003	1.000	0.0003	0.0033	2.00
	1.9987	1.996	0.0027	0.0084	2.00
590	0.0000	0.000	0.0000	0.0028	2.00
	0.5523	0.552	0.0003	0.0030	2.00
	1.0809	1.082	-0.0011	0.0030	2.00
	2.0391	2.033	0.0061	0.0079	2.00
635	0.0000	0.000	0.0000	0.0028	2.00
	0.5601	0.562	-0.0019	0.0031	2.00
	1.0512	1.052	-0.0008	0.0030	2.00
	1.9294	1.925	0.0044	0.0079	2.00

REPORT OF CALIBRATION

Certificate No. : SP22-007

Page 4 of 5

Photometric Accuracy :

Wavelength (nm.)	CRMs Values (Abs)	UUC Reading (Abs)	Correction (Abs)	Uncertainty (Abs)	Coverage factor <i>k</i>
235	0.0000	0.000	0.0000	0.0050	2.00
	0.7478	0.746	0.0018	0.0057	2.00
257	0.0000	0.000	0.0000	0.0050	2.00
	0.8686	0.861	0.0076	0.0059	2.00
313	0.0000	0.000	0.0000	0.0050	2.00
	0.2912	0.291	0.0002	0.0051	2.00
350	0.0000	0.000	0.0000	0.0050	2.00
	0.6448	0.638	0.0068	0.0055	2.00

REPORT OF CALIBRATION

Certificate No. : SP22-007

Page 5 of 5

Wavelength Accuracy :

CRMs Values (nm.)	UUC Reading (nm.)	Correction (nm.)	Uncertainty (nm.)	Coverage factor <i>k</i>
241.54	240.8	0.74	0.18	2.00
279.40	278.5	0.90	0.18	2.00
288.70	288.0	0.70	0.18	2.00
334.22	333.5	0.72	0.18	2.00
361.26	360.5	0.76	0.18	2.00
418.48	418.0	0.48	0.18	2.00
446.70	446.0	0.70	0.18	2.00
453.20	453.0	0.20	0.18	2.00
460.06	459.5	0.56	0.18	2.00
536.90	536.0	0.90	0.18	2.00
637.94	637.2	0.74	0.18	2.00
440.74	440.0	0.74	0.18	2.00
472.22	471.6	0.62	0.18	2.00
513.70	513.0	0.70	0.18	2.00
528.72	528.0	0.72	0.18	2.00
574.60	573.8	0.80	0.18	2.00
585.48	584.6	0.88	0.20	2.00
684.63	684.0	0.63	0.18	2.00
740.27	739.8	0.47	0.20	2.00
748.28	747.8	0.48	0.18	2.00
807.16	806.4	0.76	0.18	2.00
879.70	878.8	0.90	0.18	2.00

Remark : - UUC = Unit Under Calibration

- N/A = Not Available

- The result expanded uncertainty of measurement U is stated as the standard uncertainty of measurement multiplied by the coverage factor k .

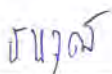
which for a normal distribution corresponds to a coverage probability of approximately 95%

- * Indicates non TISI accredited

- End of Certificate -

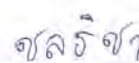
CERTIFICATE OF CALIBRATION**Certificate No. :** SP22-008

Page 1 of 5

Customer : United Analyst and Engineering Consultant Co.,Ltd. (Head Office)**Address :** 3 Soi Udomsuk 41, Sukhumvit Road, Bangchak, Phrakhanong,
Bangkok 10260**Location of calibration :** Laboratory 213**Equipment :** UV-Vis Spectrophotometer**Manufacturer :** Hitachi**Model :** U-2900**Serial No. :** 21E22-009**ID No. :** UAE.WAT.051/2564**Received Date :** 20 January 2022**Calibration Date :** 20 January 2022**Issue Date :** 24 January 2022**Condition Instrument :** Good**Calibrated by :**

(Mr.Tanawut Rittidach)

Technical Manager

Approved by :

(Ms. Chonthicha Sangngern)

Quality Manager

The calibration result is applied only to the above calibrated item and was found accurate as shown on date and place of calibration only.

The measurement capability of the laboratory and its traceability to recognized national standards and to the unit of measurement realized at the corresponding national standards laboratory. This certificate may not be reproduced other than in full except with the prior written approval of the DQE Services Co., Ltd.

REPORT OF CALIBRATION

Certificate No. : SP22-008

Page 2 of 5

Environment Condition : Ambient Temperature 25 ± 5 °CRelative humidity 55 ± 20 %RH**Calibration method :** In-house method CP-01 Based on ASTM E275-08**Certified Reference Materials :**

Material	Serial No.	Certificate No.	Due date
Absorbance Standard set	25760	95935	22 October 2023
Absorbance Standard set	25757	95929	22 October 2023
Wavelength Standard set	25806	95916	22 October 2023
Wavelength Standard set	25758	95915	22 October 2023

Traceability This certification is traceable to the International System of Unit maintained at National -
Institute of Standards and Technology (NIST) through Sarna Scientific Limited

Spectral Band Width of UUC : 1.5 nm.**Scan Speed of UUC :** 200 nm/min**Scan Interval of UUC :** 0.1 nm.**Resolution of UUC :** Photometric 0.001 Abs.

Wavelength 0.1 nm.

REPORT OF CALIBRATION

Certificate No. : SP22-008

Page 3 of 5

Calibration Results : Without adjustment

Photometric Accuracy :

Wavelength (nm.)	CRMs Values (Abs)	UUC Reading (Abs)	Correction (Abs)	Uncertainty (Abs)	Coverage factor <i>k</i>
420	0.0000	0.000	0.0000	0.0028	2.00
	0.5787	0.576	0.0027	0.0031	2.00
	1.0490	1.046	0.0030	0.0029	2.00
	2.1900	2.182	0.0080	0.0075	2.00
440	0.0000	0.000	0.0000	0.0028	2.00
	0.5607	0.559	0.0017	0.0034	2.00
	1.0247	1.023	0.0017	0.0035	2.00
	2.1229	2.116	0.0069	0.0079	2.00
465	0.0000	0.000	0.0000	0.0028	2.00
	0.5236	0.521	0.0026	0.0030	2.00
	0.9634	0.962	0.0014	0.0029	2.00
	1.9763	1.970	0.0063	0.0070	2.00
546.1	0.0000	0.000	0.0000	0.0028	2.00
	0.5191	0.519	0.0001	0.0031	2.00
	1.0003	0.999	0.0013	0.0033	2.00
	1.9987	1.992	0.0067	0.0084	2.00
590	0.0000	0.000	0.0000	0.0028	2.00
	0.5523	0.552	0.0003	0.0030	2.00
	1.0809	1.080	0.0009	0.0030	2.00
	2.0391	2.031	0.0081	0.0079	2.00
635	0.0000	0.000	0.0000	0.0028	2.00
	0.5601	0.560	0.0001	0.0031	2.00
	1.0512	1.052	-0.0008	0.0030	2.00
	1.9294	1.922	0.0074	0.0079	2.00

REPORT OF CALIBRATION

Certificate No. : SP22-008

Page 4 of 5

Photometric Accuracy :

Wavelength (nm.)	CRMs Values (Abs)	UUC Reading (Abs)	Correction (Abs)	Uncertainty (Abs)	Coverage factor <i>k</i>
235	0.0000	0.000	0.0000	0.0050	2.00
	0.7478	0.747	0.0008	0.0057	2.00
257	0.0000	0.000	0.0000	0.0050	2.00
	0.8686	0.865	0.0036	0.0059	2.00
313	0.0000	0.000	0.0000	0.0050	2.00
	0.2912	0.290	0.0012	0.0051	2.00
350	0.0000	0.000	0.0000	0.0050	2.00
	0.6448	0.640	0.0048	0.0055	2.00

REPORT OF CALIBRATION

Certificate No. : SP22-008

Page 5 of 5

Wavelength Accuracy :

CRMs Values (nm.)	UUC Reading (nm.)	Correction (nm.)	Uncertainty (nm.)	Coverage factor <i>k</i>
241.72	241.0	0.72	0.18	2.00
279.45	279.0	0.45	0.18	2.00
287.81	287.0	0.81	0.18	2.00
334.06	333.5	0.56	0.18	2.00
360.93	360.0	0.93	0.18	2.00
418.59	418.0	0.59	0.18	2.00
445.94	445.5	0.44	0.18	2.00
453.66	453.0	0.66	0.18	2.00
460.02	459.5	0.52	0.18	2.00
536.59	536.0	0.59	0.18	2.00
637.98	637.5	0.48	0.18	2.00
431.38	431.0	0.38	0.18	2.00
472.50	472.0	0.50	0.18	2.00
513.47	513.0	0.47	0.18	2.00
528.88	528.5	0.38	0.18	2.00
573.17	573.0	0.17	0.18	2.00
585.35	585.0	0.35	0.20	2.00
684.40	684.0	0.40	0.18	2.00
740.72	740.5	0.22	0.20	2.00
748.55	748.5	0.05	0.18	2.00
807.03	807.0	0.03	0.18	2.00
879.28	879.5	-0.22	0.18	2.00

Remark : - UUC = Unit Under Calibration

- N/A = Not Available

- The result expanded uncertainty of measurement U is stated as the standard uncertainty of measurement multiplied by the coverage factor k ,

which for a normal distribution corresponds to a coverage probability of approximately 95%

- * Indicates non TISI accredited

- End of Certificate -

FOSS

Customer Service Report

FOSS South East Asia

3388 Sirinrat Building, 25th – 26th Floor, Unit No. 3388/90,
Rama IV Road, Klongton , Klongtoey, Bangkok, Thailand 10110

Report No:

5874

Date:

30/11/21

Customer:

UAE

Address:

41 ซ.พหลโยธิน
270077 นนทบุรี นนทบุรี 10260

Instrument:

KT200

Serial:

91790529

Hours

Travel To Customer

Start

8.00

Finish

9.00

1

Labour

9.00

19.00

Travel From Customer

14.00

15.00

1

Job Type

Application	Special	Standard
Normal	Courtesy Visit	Installation
Distributor	PMA Onboarding	Quote
Internal	Warranty	Repair
Digital Service	Sales Support	Remote
		Training
		In House
		PM
		Other

PO/Quote Number:

if applicable

PMA Type

Foss care Pro

Contract No.

if applicable



Details of Work / Test

Condition / Status

- Check Instrument	OK
- 62/006 PM kit for kt200	Pass
- 62/006 Safety Valve	Pass
- 62/006 Rubber Grommet	Pass
- 62/006 Seal	Pass
- 62/006 Heating element	Pass
- 62/006 New panel PCB	Pass
- 62/006 Safety door complete	Pass
- Clean & lubricant	Pass
- Check level	Pass
- Check volum Alkali set 30ml to 28ml	Pass
Instrument Ready for Use	OK
	Not OK
	(if not OK - Comment)

Part No:	Batch	Description	Qty
10009965	11235-983	Foss PM kit kt200	1
1575-0024	29-07-21	Safety Valve	1
15490025	09-11-20	Rubber Grommet for Heating	2
100035-12	02-08-21	Heating Element	1
10002762	16-11-20	Seal	1
60094273	19-07-20	kt200 new panel PCB	1
10009385	22-04-21	Safety door complete	1

I confirm this report is accurate and complete

Signed FOSS		Signed Customer	
Name		Name	

Would you be willing to participate in a brief survey in order to tell us how we performed?

Email

เอกสารไม่ควบคุม

FOSS Preventive Maintenance Protocol

Customer : UAE

Instrument	Kjeltec™ 2100 = <i>kjeltec 200</i>	
Recommended PM interval (whichever occurs first between interval and no. of samples analysed)	12 months	No. of samples analysed (if applicable):
Preventive maintenance kit (P/N)	10009965	<i>S/N 91790524</i>

Introduction

A maintenance protocol provides systematic and functional means of maintaining a specific instrument type. The recommended PM interval depends on the operational conditions and is based on our extensive experience and knowledge of manufacturing and maintaining analytical instruments.

Apart from sample throughput, the environmental conditions also need to be considered. A demanding environment, such as high ambient temperature, humidity, dirtiness etc can measurably shorten component lifetime and also the maintenance and component replacement intervals.

NOTE!

The content of this protocol is subject to change over time. In order to safeguard that you obtain the correct parts, please make sure to indicate serial no and date of installation when contacting your FOSS representative.

Dedicated Analytical Solutions

FOSS Analytical A/S
69 Slangerupgate
DK-3400 Hillerød
Denmark

Tel +45 7010 3370
Fax +45 7010 3371
E-mail support@foss.dk
Web www.foss.dk

FOSS Analytical AB
Box 70
SE-263 21 Höganäs
Sweden

Tel +46 42 361500
Fax +46 42 340349
E-mail support@foss.dk
Web www.foss.dk

Maintenance Procedure

Exchange of Parts and Cleaning

Step	Action	Part	P/N	OK
1	Replace	Adapter for dig. tube 250 ml	1000 0056	<input type="checkbox"/>
2	Replace	Non return valve	1000 3538	<input type="checkbox"/>
3	Replace valves in alkali pump	Valve kit reagent/water pump	1575 0093	<input type="checkbox"/>
4	Replace steam tubing	Silicone tubing 8/12 mm	1582 0006	<input type="checkbox"/>
5	Replace alkali tubing	Tubing reinforced for alkali	1582 0011	<input type="checkbox"/>
6	Replace water tubing	Tubing PVC 8/11 mm	1582 0004	<input type="checkbox"/>
7	Cleaning	Steam generator		<input type="checkbox"/>
8	Cleaning	Splash head		<input type="checkbox"/>

Check and Adjustments

Step	Action	Module	Measured	Limits	OK
1	Check alkali volume, 10 ml/stroke	Alkali pump	98	At 50 ml -0/+3 ml	<input checked="" type="checkbox"/>
2	Check distillation volume		120 ml	100 – 150 ml/4 min	<input checked="" type="checkbox"/>
3	Check front panel switches				<input checked="" type="checkbox"/>
4	Check cables and electrical connections				<input checked="" type="checkbox"/>
5	Check level pins in steam generator				<input checked="" type="checkbox"/>
6	Check safety door switch				<input checked="" type="checkbox"/>



Request No. 25-65 / 0398

MTC, ACL.No. 486 / 65

CALIBRATION CERTIFICATE

NOMENCLATURE : 1. Atomic Absorption Spectrophotometer "Agilent Technologies"

Model AA240FS, Serial No. MY13160001

2. Working standard solution "Inorganic Ventures"

Multi Analyte Custom Grade Solution, Lot No. P2-MEB675610

SUBMITTED BY : United Analyst and Engineering Consultant Co., Ltd.

3 Soi Udomsuk41, Sukhumvit Road, Bangchak, Prakanong, Bangkok 10260

CALIBRATION PROCEDURE : 1. Performance Verification of Atomic Absorption Spectrophotometer
(WI-500-02-30)

2. Estimation Uncertainty of Measurement in Analytical Chemistry (QP-513)

REFERENCE MATERIAL : Traceable to NIST "Agilent Technologies", "Carlo Erba"

Cadmium Lot No. 0108047046, Chromium Lot No. 0106315418, Copper Lot No. 0107480530, Iron Lot No. 0104697566,
Lead Lot No. 0104659473, Manganese Lot No. T109228A, Nickel Lot No. 0104978044, Zinc Lot No. 0100792297

CALIBRATION RANGE: 0.02,0.10,0.30,0.50,0.70 mg/l at 228.8 nm.Cd, 0.10,0.20,0.30,0.50,0.70 mg/l at 357.9 nm.Cr,
0.05,0.10,0.30,0.50,0.70 mg/l at 324.7 nm.Cu, 0.10,0.30,0.50,0.70,1.00 mg/l at 248.3 nm.Fe, 0.20,0.50,0.70,1.00,1.50 mg/l
at 217.0 nm.Pb, 0.05,0.10,0.30,0.50,0.70 mg/l at 279.5 nm.Mn, 0.10,0.30,0.50,0.70,1.00 mg/l at 232.0 nm.Ni,
0.05,0.10,0.30,0.50,0.70 mg/l at 213.9 nm.Zn

AMBIENT CONDITIONS : Temperature 22 °C Relative humidity 60 %

The Atomic Absorption Spectrophotometer set has been calibrated against
Reference Material traceable to National Institute of Standards and Technology (NIST) by The Analytical
Chemistry Laboratory. The results are attached herewith.

Calibrated by 

(Mr. Danai Srithongkum)

Approved by 

for (Mrs. Thippaya Junvee Fortune)

Director of Analytical Chemistry Laboratory

Ref. 2025265020400522001

Calibration Date : 3 February 2022

The results relate only to the items tested/calibrated or value assigned.

Advertising the Report/Certificate and publicity of the results except in full are prohibited unless written permission is obtained from the governor of TISTR.

FM.BL.MTC.002 Rev.4

Head Office

35 Mu 3 Tambon Khlong Ha, Amphoe Khlong Luang,
Changwat Pathumthani 12120, Thailand

Tel. (66) 0 2577 9000

Fax. (66) 0 2577 9009

E-mail : rumpai@tistr.or.th Website:www.tistr.or.th

Office/Laboratory

Soi 1C, Bangpoo Industrial Estate, Sukhumvit Road,
Amphoe Muang, Changwat Samutprakan 10280, Thailand

Tel. (66) 0 2323 1672-80 ext. 115, 116

Fax. (66) 0 2323 9165

E-mail : mtc@tistr.or.th

Office

196 Phahonyothin Road, Chatuchak, Bangkok 10900,
Thailand

Tel. (66) 0 2579 1121-30 ext. 5218, 5225, 5217

Fax. (66) 0 2579 8592

E-mail : sumalee@tistr.or.th

เอกสารไม่ควบคุม

CALIBRATION DATA

1. Noise Level in term of standard deviation

Element	Cd	Cr	Cu	Fe	Pb	Mn	Ni	Zn
Absorbance	-0.0004	0.0002	0.0007	0.0002	-0.0016	-0.0001	-0.0004	-0.0001
	0.0002	-0.0005	0.0010	0.0007	0.0000	-0.0003	0.0007	-0.0014
	-0.0002	0.0001	0.0008	0.0000	-0.0001	-0.0003	-0.0012	-0.0006
	0.0000	-0.0007	0.0007	0.0000	-0.0005	-0.0004	-0.0004	-0.0012
	0.0001	0.0004	0.0013	0.0014	-0.0001	-0.0001	0.0003	-0.0008
	0.0000	-0.0004	0.0003	-0.0012	-0.0005	-0.0007	-0.0004	-0.0008
	0.0000	-0.0009	0.0009	-0.0002	-0.0010	-0.0008	0.0007	-0.0003
	-0.0004	-0.0003	0.0015	0.0010	-0.0005	-0.0003	-0.0002	-0.0004
	0.0004	0.0008	0.0014	-0.0004	-0.0014	-0.0005	-0.0006	-0.0003
	-0.0006	-0.0013	0.0012	-0.0006	-0.0006	-0.0006	-0.0007	-0.0007
	0.0005	-0.0003	0.0014	-0.0004	-0.0008	-0.0003	-0.0006	-0.0011
	-0.0007	-0.0014	0.0004	-0.0001	-0.0001	0.0000	0.0000	-0.0003
	0.0008	0.0004	0.0005	-0.0006	-0.0008	0.0000	-0.0005	-0.0009
	0.0011	0.0002	0.0005	0.0017	-0.0016	-0.0008	0.0004	-0.0005
	0.0002	0.0010	0.0014	-0.0002	-0.0010	-0.0010	0.0002	-0.0001
	0.0001	-0.0011	0.0011	-0.0003	-0.0011	-0.0003	-0.0008	-0.0012
	0.0000	-0.0015	0.0009	-0.0010	-0.0011	-0.0013	0.0000	-0.0004
	0.0015	-0.0012	0.0005	0.0002	-0.0017	-0.0001	0.0005	-0.0002
	0.0006	0.0014	0.0010	0.0002	-0.0003	0.0001	-0.0006	-0.0010
	0.0001	0.0003	0.0003	-0.0001	-0.0004	-0.0002	-0.0001	-0.0001
Average Absorbance	0.000	0.000	0.001	0.000	-0.001	0.000	0.000	-0.001
Standard Deviation	0.0005	0.0008	0.0004	0.0007	0.0005	0.0004	0.0005	0.0004

Continue 2 / 5

INDUSTRIAL METROLOGY AND TESTING SERVICE CENTRE



The results relate only to the items tested/calibrated or value assigned.
Advertising the Report/Certificate and publicity of the results except in full are prohibited unless written permission is obtained from the governor of TISTR.

FM.BL.MTC.002 Rev.4

Head Office

35 Mu 3 Tambon Khlong Ha, Amphoe Khlong Luang,
Changwat Pathumthani 12120, Thailand
Tel. (66) 0 2577 9000
Fax. (66) 0 2577 9009
E-mail : rumpai@tistr.or.th Website:www.tistr.or.th

Office/Laboratory

Soi 1C, Bangpoo Industrial Estate, Sukhumvit Road,
Amphoe Muang, Changwat Samutprakan 10280, Thailand
Tel. (66) 0 2323 1672-80 ext. 115, 116
Fax. (66) 0 2323 9165
E-mail : mtc@tistr.or.th

Office

196 Phahonyothin Road, Chatuchak, Bangkok 10900,
Thailand
Tel. (66) 0 2572 1121-31 ext. 5212-5217
Fax. (66) 0 2579 8592
E-mail : sumalee@tistr.or.th

เอกสารไม่ควบคุม

2. Precision

Element	Conc. (mg/l)	Absorbance										Ave. Abs.	SD	%RSD
Cd	0.02	0.0074	0.0062	0.0065	0.0062	0.0070	0.0068	0.0070	0.0065	0.0065	0.0069	0.007	0.0004	5.76
	0.30	0.0952	0.0959	0.0951	0.0957	0.0952	0.0950	0.0952	0.0948	0.0956	0.0943	0.095	0.0005	0.49
	0.70	0.2213	0.2180	0.2203	0.2208	0.2234	0.2211	0.2196	0.2219	0.2201	0.2194	0.221	0.0015	0.67
Cr	0.10	0.0096	0.0098	0.0097	0.0102	0.0106	0.0097	0.0098	0.0099	0.0103	0.0093	0.010	0.0004	3.83
	0.30	0.0309	0.0302	0.0300	0.0316	0.0306	0.0299	0.0309	0.0297	0.0311	0.0296	0.030	0.0007	2.20
	0.70	0.0659	0.0667	0.0664	0.0648	0.0656	0.0662	0.0658	0.0638	0.0638	0.0669	0.066	0.0011	1.70
Cu	0.05	0.0080	0.0075	0.0078	0.0075	0.0077	0.0081	0.0080	0.0075	0.0074	0.0076	0.008	0.0003	3.26
	0.30	0.0417	0.0419	0.0412	0.0421	0.0424	0.0420	0.0423	0.0403	0.0418	0.0415	0.042	0.0006	1.47
	0.70	0.0969	0.0965	0.0972	0.0957	0.0961	0.0958	0.0961	0.0963	0.0959	0.0972	0.096	0.0006	0.58
Fe	0.10	0.0090	0.0105	0.0078	0.0099	0.0091	0.0093	0.0096	0.0094	0.0093	0.0084	0.009	0.0007	8.11
	0.50	0.0462	0.0470	0.0464	0.0464	0.0467	0.0462	0.0467	0.0460	0.0468	0.0466	0.047	0.0003	0.67
	1.00	0.0867	0.0886	0.0910	0.0892	0.0897	0.0873	0.0892	0.0885	0.0888	0.0874	0.089	0.0013	1.43
Pb	0.20	0.0091	0.0095	0.0088	0.0087	0.0082	0.0094	0.0090	0.0087	0.0082	0.0090	0.009	0.0004	4.94
	0.70	0.0322	0.0321	0.0324	0.0318	0.0335	0.0326	0.0327	0.0315	0.0336	0.0321	0.032	0.0007	2.09
	1.50	0.0653	0.0645	0.0663	0.0664	0.0652	0.0671	0.0662	0.0666	0.0657	0.0648	0.066	0.0008	1.28
Mn	0.05	0.0092	0.0092	0.0097	0.0087	0.0085	0.0079	0.0096	0.0085	0.0084	0.0099	0.009	0.0007	7.33
	0.30	0.0616	0.0630	0.0632	0.0633	0.0634	0.0628	0.0640	0.0633	0.0640	0.0629	0.063	0.0007	1.08
	0.70	0.1396	0.1366	0.1386	0.1377	0.1386	0.1386	0.1396	0.1380	0.1374	0.1383	0.138	0.0009	0.67
Ni	0.10	0.0102	0.0092	0.0097	0.0104	0.0091	0.0105	0.0105	0.0096	0.0098	0.0102	0.010	0.0005	5.22
	0.50	0.0488	0.0489	0.0489	0.0495	0.0484	0.0490	0.0481	0.0492	0.0495	0.0492	0.049	0.0004	0.91
	1.00	0.0976	0.0979	0.0975	0.0992	0.0977	0.0973	0.0986	0.0962	0.0985	0.0982	0.098	0.0008	0.85
Zn	0.05	0.0340	0.0349	0.0340	0.0352	0.0337	0.0351	0.0344	0.0346	0.0349	0.0343	0.035	0.0005	1.49
	0.30	0.1669	0.1653	0.1628	0.1642	0.1657	0.1637	0.1659	0.1652	0.1654	0.1657	0.165	0.0012	0.72
	0.70	0.3456	0.3467	0.3445	0.3430	0.3422	0.3444	0.3437	0.3438	0.3435	0.3438	0.344	0.0013	0.37

Continue 3 / 5

INDUSTRIAL METROLOGY AND TESTING SERVICE CENTRE

The results relate only to the items tested/calibrated or value assigned.

Advertising the Report/Certificate and publicity of the results except in full are prohibited unless written permission is obtained from the governor of TISTR.

Head Office

35 Mu 3 Tambon Khlong Ha, Amphoe Khlong Luang,
Changwat Pathumthani 12120, Thailand

Tel. (66) 0 2577 9000

Fax. (66) 0 2577 9009

E-mail : rumpai@tistr.or.th Website:www.tistr.or.th

Office/Laboratory

Soi 1C, Bangpoo Industrial Estate, Sukhumvit Road,
Amphoe Muang, Changwat Samutprakan 10280, Thailand

Tel. (66) 0 2323 1672-80 ext. 115, 116

Fax. (66) 0 2323 9165

E-mail : mtc@tistr.or.th

Office

196 Phahonyothin Road, Chatuchak, Bangkok 10900,
Thailand

Tel. (66) 0 2572 1284-31 ext. 209, 215-201

Fax. (66) 0 2579 8592

E-mail : sumalee@tistr.or.th

FM.BL.MTC.002 Rev.4



เอกสารไม่ควบคุม

Request No. 25-65 / 0398

3 / 5

MTC. ACL. No. 486 / 65

3. Trueness

3.1 Reading on wavelength- Cadmium(Cd) at 228.8 nm.

Element	Standard Value of RM (mg/l)	Reading (mg/l)	Error of Measurement (mg/l)	Error of Measurement (%)	Uncertainty (mg/l)
Cd	0.02004	0.019	-0.001	5.19	± 0.004
	0.30060	0.291	-0.010	3.19	± 0.006
	0.70140	0.678	-0.023	3.34	± 0.012

3.2 Reading on wavelength- Chromium (Cr) at 357.9 nm.

Element	Standard Value of RM (mg/l)	Reading (mg/l)	Error of Measurement (mg/l)	Error of Measurement (%)	Uncertainty (mg/l)
Cr	0.1002	0.101	0.001	0.80	± 0.007
	0.3006	0.298	-0.003	0.86	± 0.012
	0.7014	0.635	-0.066	9.47	± 0.023

3.3 Reading on wavelength- Copper (Cu) at 324.7 nm.

Element	Standard Value of RM (mg/l)	Reading (mg/l)	Error of Measurement (mg/l)	Error of Measurement (%)	Uncertainty (mg/l)
Cu	0.0502	0.046	-0.004	8.37	± 0.004
	0.3012	0.295	-0.006	2.06	± 0.010
	0.7028	0.694	-0.009	1.25	± 0.021

Continue 4 / 5

INDUSTRIAL METROLOGY AND TESTING SERVICE CENTRE

The results relate only to the items tested/calibrated or value assigned.

Advertising the Report/Certificate and publicity of the results except in full are prohibited unless written permission is obtained from the governor of TISTR.

FM.BL.MTC.002 Rev.4

Head Office

35 Mu 3 Tambon Khlong Ha, Amphoe Khlong Luang,
Changwat Pathumthani 12120, Thailand

Tel. (66) 0 2577 9000

Fax. (66) 0 2577 9009

E-mail : rumpai@tistr.or.th Website:www.tistr.or.th

Office/Laboratory

Soi 1C, Bangpoo Industrial Estate, Sukhumvit Road,
Amphoe Muang, Changwat Samutprakan 10280, Thailand

Tel. (66) 0 2323 1672-80 ext. 115, 116

Fax. (66) 0 2323 9165

E-mail : mtc@tistr.or.th

Office

196 Phahonyothin Road, Chatuchak, Bangkok 10900,
Thailand

Tel. (66) 0 2721 1153

Fax. (66) 0 2579 8592

E-mail : sumalee@tistr.or.th

เอกสารไม่ควบคุม

Request No. 25-65 / 0398

4 / 5

MTC. ACL. No. 486 / 65

3.4 Reading on wavelength- Iron (Fe) at 248.3 nm.

Element	Standard Value of RM (mg/l)	Reading (mg/l)	Error of Measurement (mg/l)	Error of Measurement (%)	Uncertainty (mg/l)
Fe	0.1003	0.106	0.006	5.68	± 0.008
	0.5015	0.522	0.021	4.09	± 0.017
	1.0030	0.993	-0.010	1.00	± 0.032

3.5 Reading on wavelength- Lead (Pb) at 217.0 nm.

Element	Standard Value of RM (mg/l)	Reading (mg/l)	Error of Measurement (mg/l)	Error of Measurement (%)	Uncertainty (mg/l)
Pb	0.1988	0.197	-0.002	0.91	± 0.014
	0.6958	0.722	0.026	3.77	± 0.022
	1.4910	1.463	-0.028	1.88	± 0.041

3.6 Reading on wavelength- Manganese (Mn) at 279.5 nm.

Element	Standard Value of RM (mg/l)	Reading (mg/l)	Error of Measurement (mg/l)	Error of Measurement (%)	Uncertainty (mg/l)
Mn	0.04955	0.054	0.004	8.98	± 0.004
	0.29730	0.317	0.0197	6.63	± 0.006
	0.69370	0.682	-0.0117	1.69	± 0.012

Continue 5 / 5

INDUSTRIAL METROLOGY AND TESTING SERVICE CENTRE

The results relate only to the items tested/calibrated or value assigned.
Advertising the Report/Certificate and publicity of the results except in full are prohibited unless written permission is obtained from the governor of TISTR.



FM.BL.MTC.002 Rev.4

Head Office

35 Mu 3 Tambon Khlong Ha, Amphoe Khlong Luang,
Changwat Pathumthani 12120, Thailand

Tel. (66) 0 2577 9000

Fax. (66) 0 2577 9009

E-mail : rumpai@tistr.or.th Website:www.tistr.or.th

Office/Laboratory

Soi 1C, Bangpoo Industrial Estate, Sukhumvit Road,
Amphoe Muang, Changwat Samutprakan 10280, Thailand

Tel. (66) 0 2323 1672-80 ext. 115, 116

Fax. (66) 0 2323 9165

E-mail : mtc@tistr.or.th

Office

196 Phahonyothin Road, Chatuchak, Bangkok 10900,
Thailand

Tel. (66) 0 2572 1421-31 ext. 5319, 5325, 5317

Fax. (66) 0 2579 8592

E-mail : sumalee@tistr.or.th

เอกสารไม่ควบคุม

Request No. 25-65 / 0398

5 / 5

MTC. ACL. No. 486 / 65

3.7 Reading on wavelength- Nickel (Ni) at 232.0 nm.

Element	Standard Value of RM (mg/l)	Reading (mg/l)	Error of Measurement (mg/l)	Error of Measurement (%)	Uncertainty (mg/l)
Ni	0.099	0.102	0.003	3.03	± 0.007
	0.495	0.489	-0.006	1.21	± 0.010
	0.990	0.975	-0.015	1.52	± 0.020

3.8 Reading on wavelength- Zinc (Zn) at 213.9 nm.

Element	Standard Value of RM (mg/l)	Reading (mg/l)	Error of Measurement (mg/l)	Error of Measurement (%)	Uncertainty (mg/l)
Zn	0.050	0.050	0.000	0.00	± 0.012
	0.300	0.307	0.007	2.33	± 0.011
	0.700	0.660	-0.040	5.71	± 0.015

Remark : The reported uncertainty is an expanded uncertainty calculated using a coverage factor of 2 ($k = 2$) which gives a level of confidence of approximately 95%

Calibrated by.....
(Mr. Danai Srithongkum)

Approved by.....
(Mrs. Thippaya Junvee Fortune)
Director of Analytical Chemistry Laboratory
Calibration date : 3 February 2022

INDUSTRIAL METROLOGY AND TESTING SERVICE CENTRE

The results relate only to the items tested/calibrated or value assigned.
Advertising the Report/Certificate and publicity of the results except in full are prohibited unless written permission is obtained from the governor of TISTR.

FM.BL.MTC.002 Rev.4

Head Office

35 Mu 3 Tambon Khlong Ha, Amphoe Khlong Luang,
Changwat Pathumthani 12120, Thailand
Tel. (66) 0 2577 9000
Fax. (66) 0 2577 9009
E-mail : rumpai@tistr.or.th Website:www.tistr.or.th

Office/Laboratory

Soi 1C, Bangpoo Industrial Estate, Sukhumvit Road,
Amphoe Muang, Changwat Samutprakan 10280, Thailand
Tel. (66) 0 2323 1672-80 ext. 115, 116
Fax. (66) 0 2323 9165
E-mail : mtc@tistr.or.th

Office

196 Phahonyothin Road, Chatuchak, Bangkok 10900,
Thailand
Tel. (66) 0 2578 1324-5
Fax. (66) 0 2579 8592
E-mail : sumalee@tistr.or.th

เอกสารไม่ควบคุม



Agilent 5110 and 5100 ICP-OES Preventive Maintenance Checklist

Agilent Preventive Maintenance provides factory recommended service for your analytical systems to assure reliable operation and the accuracy of your results. Delivered by highly-trained and certified service engineers using genuine Agilent parts and supplies, Agilent Preventive Maintenance provides everything you need to reduce unplanned downtime and keep your systems operating at their peak.

For more information about Agilent Technologies services please visit our web site using the following URL <http://www.agilent.com/en-us/services/analytical-instrument-services>

Customer Information

- Customers should provide all necessary operating supplies upon request of the engineer.
- For customers using HF applications, the instrument should be returned to its standard sample introduction system.
- A customer representative should be available to the engineer while performing the preventive maintenance procedures.
- Any parts, not included in the Parts Lists section of this document, are not part of the recommended Preventive Maintenance service, nor are they included in the price of this service.
- If a system requires the use of additional or special procedures and/or parts for the instrument service, then these must be ordered separately and charged as a repair, which may incur additional

Service Engineer's Responsibilities

- Only complete/printout pages that relate to the system being serviced.
- Complete empty fields with the relevant information.
- Complete the relevant checkboxes in the checklist using a "X" or tick mark "✓" in the checkbox.
- Complete Not Applicable check boxes to indicate services not delivered, as needed.
- Complete the PM service in the order of the tasks listed.
- Complete the Service Review section together with the customer.

**Agilent 5110 and 5100 ICP-OES
Preventive Maintenance Checklist****System Information**

Instrument system name and ID	ICP-OES 5110 VDV
Instrument system site and location	UAE Consultant
List system component product numbers	List the serial numbers of each component
1. 83015A	1. MY18030001
2.	2.
3.	3.
4.	4.
5.	5.
6.	6.
7.	7.
8.	8.
9.	9.
10.	10.

ICP-OES Configuration table	Circle the type or write in the type if other
Nebulizer Type	SeaSpray OneNeb other
Spray Chamber	Cyclonic Single Pass Cyclonic Double Pass other
Torch	Radial Dual View other
Injector Diameter	2.4mm 1.8mm 1.4mm 0.8mm other
Injector Material	Quartz Ceramic other



Agilent 5110 and 5100 ICP-OES Preventive Maintenance Checklist

General Preparation

- ☒ Discuss any specific questions or issues with the customer prior to starting.
- ☒ Review the instrument logbook.
- ☒ Perform general external inspection of system for cleanliness.
- ☒ Check for proper installation of safety-related parts, assemblies, sensors etc.
- ☒ Check for required firmware/software updates and verify with customers if they would like it installed.
- ☐ For HF application systems, if standard sample introduction system was not installed, ask the customer to install it. *NA*
- ☒ Run Instrument Performance test and record results in Instrument Performance Test Results Table - Pre PM.

Inspect and clean the system

- ☒ Look for any obvious external damage or problems.
- ☒ Inspect water cooling hoses, gas lines and power cord for excessive wear or damage.
- ☒ Perform a general internal inspection of the system for excessive dust accumulation, clean if necessary.
- ☒ Inspect sample introduction components and record any required maintenance in the Service Engineer Comments and notify the customer as the required actions required.
- ☒ Record the instrument operating conditions in the ICP-OES Status Results Table.
- ☒ Replace the polychromator purge filter.
- ☒ Replace the radial pre-optics window
- ☒ Replace the axial pre-optics window for SVDV and VDV instruments.
- ☒ Check exhaust flow for the correct positive extraction at the exhaust duct to insure they meet minimum specifications.
- ☒ Replace air inlet dust filter.
- ☐ Replace high capacity air inlet dust filter element if installed. *NA*
- ☒ Remove and clean instrument water inlet filter.

Agilent Water Recirculator

- ☐ **Section NOT Applicable**
- ☒ Drain cooling fluid and remove any particles from the chiller reservoir
- ☒ Remove, clean, and reinstall water inlet metal mesh filter if present.
- ☒ Re fill with Polyclear Plus cooling fluid.
- ☒ Clean the cooling system Air filter and the condenser.



**Agilent 5110 and 5100 ICP-OES
Preventive Maintenance Checklist**

SPS 3 Auto Sampler

☒ **Section NOT Applicable**

- ☐ Power cycle the autosampler and verify successful initialization.
- ☐ Inspect X and Z axis belts for wear. Replace is necessary.
- ☐ Clean X and Z axis slide shafts.
- ☐ Using customer's racks and the Agilent software move the sample probe to the 4 outermost corners and rinse port, ensure that the probe is approximately centered in the vial.

SPS 4 Auto Sampler

☒ **Section NOT Applicable**

- ☐ Clean the spill tray, rack location mat, end frames and chassis with a damp soft cloth and diluted mild detergent.
- ☐ Clean the auto sampler cover panels, if cover kit is installed, with domestic window cleaner
- ☐ Check the X-axis and Z-axis drive belts for cracks, splits, damaged teeth, excessive fraying, color changes or degradation from fumes.
- ☐ Check the X-axis, Theta-axis and Z-axis FFC cables for cracks, incorrect positioning, damaged edges or damaged connectors.
- ☐ Pump Tubing Replacement. Replace peristaltic pump tubing. Replace all tubing that goes from the rinse station to the pump and from the pump to the waste/rinse bottles

AVS 4, 6, 7

☒ **Section NOT Applicable**

- ☐ Replace valve rotor seal
- ☐ Check fittings for signs of leaks
- ☐ Check tubing including autosampler tubing for kinks or excessive wear
- ☐ Check high flow pump for signs of leaks

Instrument Adjustment

- ☒ Check position of Zn peak, adjust if required.
- ☒ Check Argon Ratio, adjust to specified value if required.
- ☒ Perform Detector Calibration.
- ☒ Perform Instrument Calibration.
- ☒ Run Instrument Performance Test and record results in Instrument Performance Test Results Table - Post PM.
- ☒ For systems using ICP Expert version 7.3 and above run the following Instrument tests and record the result in the Instrument Test Results Table
 - ☒ Subsystem Communications Test
 - ☒ Air Flow



Agilent 5110 and 5100 ICP-OES Preventive Maintenance Checklist

- ☒ Water Flow
- ☒ Gas Flows
- ☒ RF Generator
- ☒ Camera Test
- ☒ Optics Test
- ☒ Nebulizer Test

Instrument Performance Test Results Table

Note: These measurements do not form part of any specification and are for reference only.

	Pre PM Sensitivity Check		Post PM Sensitivity Check	
	Radial	Axial *	Radial	Axial*
Zn 213.857 nm SRBR	4082.3	7856.1	4192.8	2920.7
Mn 257.610 nm SRBR	11415.2	30884.7	11993.6	34460.9
Al 396.152 nm SBR	7.8	15.7	8.7	13.5
K 766.491 nm SBR	5.3	39.9	5.7	44.6

* Axial result is not applicable for G8016AA, G8012AA Radial View instruments.

Instrument Test Results Table

Note: The Instrument Test results are for systems using ICP Expert version 7.3 and above only.

Instrument Test	Result
Subsystem Communications Test	PASS
Air Flow	PASS
Water Flow	PASS
Gas Flows	PASS
RF Generator	PASS
Camera Test	PASS
Optics Test	PASS
Nebulizer test	PASS

**Agilent 5110 and 5100 ICP-OES
Preventive Maintenance Checklist****ICP-OES Status Results Table**

Note: These measurements do not form part of any specification and are for reference only.

Measurement	Standby Mode		Plasma On	
Mains Voltage	225.767	VAC	194.510	VAC
Mains Current	0.229	A	3.233	A
Instrument Temperature	23.4	°C	23.5	°C
RF Air Flow (sensor speed)	14.0	Hz	19.0	Hz
Plasma Exhaust Temperature	No measurement		65.0	°C
Water Flow Oscillator	No measurement		2.03	L/min
Water Flow Detector	0.00	L/min	1.37	L/min
Water Inlet Temperature	19.2	°C	17.8	°C
Polychromator Temperature	35.0	°C	35.0	°C
CCD Temperature	26.9	°C	-39.7	°C
Thermal Stabilizer	35.0	°C	35.0	°C
Argon Supply Pressure	629.25	kPa	629.52	kPa
Purge Gas Supply Pressure*1	641.74	kPa	655.67	kPa
Option Gas Supply Pressure*1	—	kPa	—	kPa
Nebulizer Flow	No measurement		0.80	L/min
Nebulizer Back Pressure	No measurement		247.05	kPa
Plasma Gas Flow	No measurement		15.00	L/min
Auxiliary Gas Flow	No measurement		1.20	L/min
RF Power	No measurement		1207.1	W
RF Supply Current	No measurement		3.233	A
RF Supply Voltage	No measurement		194.510 V	V

*1 If option installed



Agilent 5110 and 5100 ICP-OES Preventive Maintenance Checklist

ICP-OES Parts List Table

Part description	Part Number	Product /Model # where used	Quantity Consumed
Axial Pre-Optic Window	G8010-68014	G8010A, G8011A, G8014A/G8015A	1
Radial Pre-Optic Window	G8010-68015	All	1
Polyclear Plus Cooling Fluid	G3292-80012	Agilent Water Recirculator	-
Purge Gas Filter	G8010-60136	All	1
Air inlet filter	G8000-68002	All	1
High Capacity Air Filter	G8010-60189	Optional	-
Rotor seal for 6-7 port valve for AVS6/7	G8494-60002	G8494A/G8495	-
Rotor seal for 4 port valve for AVS4	G8493-60002	G8493A	-
Rinse solution to rinse station 2.5mm id x 1m	G8410-80123	SPS 4	-
Barb connector 2.5mm-1.5mm ID	G8410-80124	SPS 4	-
PVC waste tubing, 8mm od x 5mm id, 2m	G8410-80122	SPS 4	-
Additional Parts may be required from engineers stock:			
X axis drive belt	5410047500	SPS 3	-
Z axis drive belt	5410047400	SPS 3	-
Peristaltic pump tubing, PVC SolvaFlex, 3 bridged,	3710049000	SPS 4	-

Restore system

For HF applications, ask the customer to reinstall their sample introduction system.

Leave system in an idle state: on and purging.

Guidance: If the PM service is performed prior to a qualification service, then use the qualification procedure as a guide for final instrument set up and checkout.

Service Review

- ☒ Affix the PM sticker to the system or instrument logbook based on the customer's request.
- ☒ Complete the Service Engineer Comments section below if there are additional comments.



**Agilent 5110 and 5100 ICP-OES
Preventive Maintenance Checklist**

- ☒ Review the service and any test results with the customer.
- ☒ If the Instrument firmware was updated, record the details of the change in the Service Engineer's Comments box below or if necessary, in the customer's IQ records.

Service Engineer Comments (optional)

If there are any specific points you wish to note as part of performing the installation or other items of interest for the customer, please write in this box.

Other Important Customer Web Links

How to get information on your product:

- ☐ Literature Library - <http://www.agilent.com/en-us/products/icp-oes/icp-oes-systems/5110-icp-oes#literature>
- ☐ Need to know more? - <http://www.agilent.com/crosslab/university/>
- ☐ Need technical support, FAQs? - <http://www.agilent.com/en-us/support/landing/icp-oes>
- ☐ Need supplies? - www.agilent.com/chem/supplies

Service Completion

Service request number 6004387217 Date service completed 09/12/21

Agilent signature Nikhean L. Customer signature Aphorn Onkong

Document part number: G8014-90075

Report Summary

Instrument Model	Agilent 5100/5110 VDV ICP-OES
Instrument ID	G8011A/G8015A
Instrument Serial Number	MY18030001
Software Version	7.3.1.9507
Firmware Version	3442
Tested By	Nukoon L.
Test Completed On	12/9/2021 9:14:59 AM

Result Summary

Subsystem Communications Test	Skipped
Air Flow Test	Skipped
Water Flow Test	Skipped
Gas Flows Test	Skipped
RF Generator Test	Skipped
Camera Test	Skipped
Optics Test	Skipped
Advanced Valve System Test	Skipped
Resolution Test	Pass
Sensitivity Test	Pass
Precision Test	Pass

Resolution Test		Pass
Element Wavelength	Specification	Width
N (174.213 nm)	≤ 9.40	7.27
As (188.980 nm)	≤ 8.20	6.23
C (193.027 nm)	≤ 11.50	8.26
Mo (202.032 nm)	≤ 8.20	6.42
Cr (206.158 nm)	≤ 13.40	9.27
Zn (213.857 nm)	≤ 8.70	6.77
Pb (220.353 nm)	≤ 9.50	7.12
Co (228.615 nm)	≤ 17.20	11.88
Ba (230.424 nm)	≤ 9.40	7.36
Mn (257.610 nm)	≤ 13.30	9.52
Mn (260.568 nm)	≤ 20.30	14.30
Cr (267.716 nm)	≤ 11.00	7.99
Cu (324.754 nm)	≤ 25.00	19.06
Cu (327.395 nm)	≤ 14.20	11.32
Sr (338.071 nm)	≤ 33.50	24.39
Ba (455.403 nm)	≤ 44.00	33.86
Sr (460.733 nm)	≤ 36.00	17.38
Ba (493.408 nm)	≤ 36.00	25.53
Ba (614.171 nm)	≤ 42.00	24.99
Ar (675.283 nm)	≤ 74.00	59.49
K (766.491 nm)	≤ 80.00	65.27

Sensitivity Test			Pass		
Radial					
Element Wavelength	Specification	Method	Ratio	Standard	Blank
As (188.980 nm)	≥ 46.0	SRBR	167.2	1131.3	42.4
Se (196.026 nm)	≥ 41.0	SRBR	119.1	1177.1	84.2
Zn (213.857 nm)	≥ 1421.0	SRBR	4082.3	49908.2	148.6
Pb (220.353 nm)	≥ 46.0	SRBR	191.1	2682.8	172.6
Mn (257.610 nm)	≥ 3518.0	SRBR	11415.2	265002.2	536.8
Al (396.152 nm)	≥ 3.4	SBR	7.8	49838.0	5676.5
Ba (493.408 nm)	≥ 34.0	SBR	116.1	1999041.4	17066.5
K (766.491 nm)	≥ 1.8	SBR	5.3	101078.4	16104.6
Axial					
Element Wavelength	Specification	Method	Ratio	Standard	Blank
As (188.980 nm)	≥ 208.0	SRBR	252.9	3214.2	147.0
Se (196.026 nm)	≥ 159.0	SRBR	216.2	3839.7	272.2
Zn (206.200 nm)	≥ 234.0	SRBR	1203.3	14046.1	133.7
Zn (213.857 nm)	≥ 1743.0	SRBR	7856.1	171323.1	472.9
Cd (214.439 nm)	≥ 4227.0	SRBR	7054.9	129539.3	335.4
Pb (220.353 nm)	≥ 320.0	SRBR	531.7	13218.2	566.2
Mn (257.610 nm)	≥ 10625.0	SRBR	30884.7	1314844.0	1807.4
Cr (267.716 nm)	≥ 1048.0	SRBR	4442.1	174420.3	1515.1
Cu (324.754 nm)	≥ 19.0	SBR	50.7	374603.6	7249.0
Al (396.152 nm)	≥ 6.0	SBR	15.7	279915.3	16790.4
Ba (493.408 nm)	≥ 60.0	SBR	209.7	10899956.6	51728.3
K (766.491 nm)	≥ 24.0	SBR	38.9	1983197.5	49746.6

Precision Test**Pass****Radial**

Element Wavelength	Specification	Measured Value % RSD
As (188.980 nm)	≤ 2.60	0.81
Se (196.026 nm)	≤ 2.60	1.21
Zn (213.857 nm)	≤ 1.50	0.39
Pb (220.353 nm)	≤ 2.60	0.41
Mn (257.610 nm)	≤ 1.50	0.45
Al (396.152 nm)	≤ 1.50	0.41
Ba (493.408 nm)	≤ 1.50	0.51
K (766.491 nm)	≤ 1.50	0.36

Axial

Element Wavelength	Specification	Measured Value % RSD
As (188.980 nm)	≤ 1.50	0.51
Se (196.026 nm)	≤ 1.50	0.73
Zn (206.200 nm)	≤ 1.50	0.30
Zn (213.857 nm)	≤ 1.50	0.37
Cd (214.439 nm)	≤ 1.50	0.36
Pb (220.353 nm)	≤ 1.50	0.28
Mn (257.610 nm)	≤ 1.50	0.63
Cr (267.716 nm)	≤ 1.50	0.30
Cu (324.754 nm)	≤ 1.50	0.54
Al (396.152 nm)	≤ 1.50	0.45
Ba (493.408 nm)	≤ 1.50	0.64
K (766.491 nm)	≤ 1.50	0.56

Report Summary

Instrument Model	Agilent 5100/5110 VDV ICP-OES
Instrument ID	G8011A/G8015A
Instrument Serial Number	MY18030001
Software Version	7.3.1.9507
Firmware Version	3442
Tested By	Nukoon L.
Test Completed On	12/9/2021 12:55:49 PM

Result Summary

Subsystem Communications Test	Skipped
Air Flow Test	Skipped
Water Flow Test	Skipped
Gas Flows Test	Skipped
RF Generator Test	Skipped
Camera Test	Skipped
Optics Test	Pass
Advanced Valve System Test	Skipped
Resolution Test	Pass
Sensitivity Test	Pass
Precision Test	Pass

Optics Test**Pass**

	Radial	Axial
Intensity	5296135	5755042
Wavelength	737.212	737.212

Resolution Test**Pass**

Element Wavelength	Specification	Width
N (174.213 nm)	≤ 9.40	7.22
As (188.980 nm)	≤ 8.20	6.15
C (193.027 nm)	≤ 11.50	8.22
Mo (202.032 nm)	≤ 8.20	6.33
Cr (206.158 nm)	≤ 13.40	9.21
Zn (213.857 nm)	≤ 8.70	6.87
Pb (220.353 nm)	≤ 9.50	7.02
Co (228.615 nm)	≤ 17.20	11.81
Ba (230.424 nm)	≤ 9.40	7.46
Mn (257.610 nm)	≤ 13.30	9.49
Mn (260.568 nm)	≤ 20.30	14.19
Cr (267.716 nm)	≤ 11.00	7.90
Cu (324.754 nm)	≤ 25.00	18.92
Cu (327.395 nm)	≤ 14.20	11.32
Sr (338.071 nm)	≤ 33.50	24.29
Ba (455.403 nm)	≤ 44.00	33.68
Sr (460.733 nm)	≤ 36.00	17.64
Ba (493.408 nm)	≤ 36.00	25.56
Ba (614.171 nm)	≤ 42.00	24.75
Ar (675.283 nm)	≤ 74.00	59.18
K (766.491 nm)	≤ 80.00	65.19

Sensitivity Test**Pass****Radial**

Element Wavelength	Specification	Method	Ratio	Standard	Blank
As (188.980 nm)	≥ 46.0	SRBR	154.8	1242.3	58.5
Se (196.026 nm)	≥ 41.0	SRBR	117.4	1259.6	97.9
Zn (213.857 nm)	≥ 1421.0	SRBR	4192.8	52402.6	155.3
Pb (220.353 nm)	≥ 46.0	SRBR	196.4	2814.2	179.9
Mn (257.610 nm)	≥ 3518.0	SRBR	11993.6	281210.1	547.6
Al (396.152 nm)	≥ 3.4	SBR	8.7	55103.6	5662.9
Ba (493.408 nm)	≥ 34.0	SBR	125.4	2152916.9	17032.2
K (766.491 nm)	≥ 1.8	SBR	5.7	107906.7	16079.8

Axial

Element Wavelength	Specification	Method	Ratio	Standard	Blank
As (188.980 nm)	≥ 208.0	SRBR	297.5	4054.8	170.4
Se (196.026 nm)	≥ 159.0	SRBR	260.2	4794.9	298.5
Zn (206.200 nm)	≥ 234.0	SRBR	1305.9	16162.3	150.3
Zn (213.857 nm)	≥ 1743.0	SRBR	8920.7	200915.6	504.7
Cd (214.439 nm)	≥ 4227.0	SRBR	7958.3	149327.5	350.4
Pb (220.353 nm)	≥ 320.0	SRBR	606.7	15244.5	584.0
Mn (257.610 nm)	≥ 10625.0	SRBR	34460.9	1493092.8	1872.5
Cr (267.716 nm)	≥ 1048.0	SRBR	5018.6	198000.6	1532.6
Cu (324.754 nm)	≥ 19.0	SBR	57.5	423683.7	7248.6
Al (396.152 nm)	≥ 6.0	SBR	18.5	320004.9	16441.4
Ba (493.408 nm)	≥ 60.0	SBR	233.3	11882915.4	50714.5
K (766.491 nm)	≥ 24.0	SBR	44.6	2218974.4	48657.9

Precision Test**Pass**

Radial

Element Wavelength	Specification	Measured Value % RSD
As (188.980 nm)	≤ 2.60	1.38
Se (196.026 nm)	≤ 2.60	0.91
Zn (213.857 nm)	≤ 1.50	0.38
Pb (220.353 nm)	≤ 2.60	0.44
Mn (257.610 nm)	≤ 1.50	0.43
Al (396.152 nm)	≤ 1.50	0.38
Ba (493.408 nm)	≤ 1.50	0.66
K (766.491 nm)	≤ 1.50	0.36

Axial

Element Wavelength	Specification	Measured Value % RSD
As (188.980 nm)	≤ 1.50	0.61
Se (196.026 nm)	≤ 1.50	0.52
Zn (206.200 nm)	≤ 1.50	0.36
Zn (213.857 nm)	≤ 1.50	0.33
Cd (214.439 nm)	≤ 1.50	0.41
Pb (220.353 nm)	≤ 1.50	0.36
Mn (257.610 nm)	≤ 1.50	0.74
Cr (267.716 nm)	≤ 1.50	0.25
Cu (324.754 nm)	≤ 1.50	0.71
Al (396.152 nm)	≤ 1.50	0.44
Ba (493.408 nm)	≤ 1.50	0.73
K (766.491 nm)	≤ 1.50	0.97

Report Summary

Instrument Model	Agilent 5100/5110 VDV ICP-OES
Instrument ID	G8011A/G8015A
Instrument Serial Number	MY18030001
Software Version	7.3.1.9507
Firmware Version	3442
Tested By	Nukoon L.
Test Completed On	12/9/2021 1:34:10 PM

Result Summary

Subsystem Communications Test	Pass
Air Flow Test	Pass
Water Flow Test	Pass
Gas Flows Test	Pass
RF Generator Test	Pass
Camera Test	Pass
Optics Test	Skipped
Advanced Valve System Test	Skipped
Resolution Test	Skipped
Sensitivity Test	Skipped
Precision Test	Skipped

Subsystem Communications Test **Pass**

Air Flow Test **Pass**

30% Air Flow (relative speed)	75% Air Flow (relative speed)
15.00	19.00

Water Flow Test **Pass**

RF Water Flow(L/min)	Camera Water Flow (L/min)	Water Inlet Temperature (°C)
1.98	1.36	17.16

Gas Flows Test**Pass**


Nebulizer Target Flow	Actual Flow	Back Pressure	Auxiliary Target Flow	Actual Flow	Back Pressure
0.70	0.70	203.80	2.00	1.99	108.66
Makeup Target Flow	Actual Flow	Back Pressure	Plasma Target Flow	Actual Flow	Back Pressure
2.00	2.00	113.89	18.00	17.93	24.24

RF Generator Test**Pass**

RF Power Supply Test	Passed
RF Power Supply (V)	141.475
RF Oscillator Test	Passed
RF Oscillator Frequency (MHz)	25.874
Work Coil Current (A)	45.931
RF Power Supply Current (A)	2.000

Camera Test**Pass**

	Integration Time (ms)	Standard Deviation	Status
Electronic Offset Test	1000	5.261	Passed
Dark Current Test	6000	0.734	Passed
Array Test	5	0.024	Passed
Linearity Test		0.118	Passed



Certificate of Calibration

Equipment:	CONDUCTIVITY METER	Certificate No.:	C24220084
Model:	Lab955	Issued Date:	22 March 2022
Serial No. (or ID.):	16300356	Job No.:	KSPR2203267
Manufacturer:	SI Analytics	Page:	1 of 2
Electrode Serial No.	16070067	Model :	LF413T
Condition:	In Condition	Brand :	SI Analytics

Customer: United Analyst and Engineering Consultant Company Limited
3 Soi Udomsuk 41 Sukhumvit Road,
Bangkok, Prakanong, Bangkok 10260 Thailand

Environment Condition:

Temperature	23	°C	±	2	°C
Humidity	50	%RH	±	15	%RH


Calibration Place: Environment Laboratory, SPC RT Co., Ltd.
1194 Soi Wachirathamsathit 57, Sukhumvit 101/1 Rd.,
Bangchak, Prakanong, Bangkok 10260 Thailand

Calibration By: Mr. Wasan Nuchnabee


Calibration Date: 22 March 2022

The Method used: In house method, SPCC-WI-49, base on ASTM D 1125-14 and D 5391-14

Traceability: This certificate is traceable to the SI Units maintained by CRM of NIST(SRM) through CPA chem Co., Ltd. (ISO/IEC 17034) Certificate No. 794135, 794136, 772624


(Mr. Wasan Nuchnabee)
Person in charge

SERT
บริษัท เอสพีซี อาร์ที จำกัด
SPC RT Co., Ltd


(Mr. Dumrong Boonsopon)
Authorized signatory

This certificate is issued the units of measurement according to the International System of Units (SI). It provides traceability of measurement to international or national standard or other recognized national standard laboratories.

The measurement uncertainty stated is the expanded uncertainty which is obtained from the standard uncertainty multiplied by the coverage factor (k=2) to provide a level of confidence of approximately 95%. It is determined in accordance with the Guide to Expression of Uncertainty in Measurement (GUM).

These results may be affected by deviations from specified conditions. The results relate only to the items tested, calibrated or sampled. The report shall not be reproduced except in full without approval of SPC RT Co., Ltd.

Calibration Results:

Before Adjustment

Standard Conductivity Solution	Unit Under Calibration Reading	Correction	Coverage Factor (k)	Uncertainty (±)
25.000 $\mu\text{S/cm}$	25.9 $\mu\text{S/cm}$	-0.900 $\mu\text{S/cm}$	2.00	0.22 $\mu\text{S/cm}$
1413.0 $\mu\text{S/cm}$	1444 $\mu\text{S/cm}$	-31.0 $\mu\text{S/cm}$	2.00	8.9 $\mu\text{S/cm}$
111.3 mS/cm	107.9 mS/cm	3.40 mS/cm	2.00	0.66 mS/cm

After Adjustment ; at 1413 $\mu\text{S/cm}$

Standard Conductivity Solution	Unit Under Calibration Reading	Correction	Coverage Factor (k)	Uncertainty (±)
25.000 $\mu\text{S/cm}$	25.0 $\mu\text{S/cm}$	0.000 $\mu\text{S/cm}$	2.00	0.22 $\mu\text{S/cm}$
1413.0 $\mu\text{S/cm}$	1413 $\mu\text{S/cm}$	0.0 $\mu\text{S/cm}$	2.00	8.9 $\mu\text{S/cm}$
111.3 mS/cm	107.2 mS/cm	4.10 mS/cm	2.00	0.66 mS/cm

The End of Certificate

ใบตรวจสอบสภาพเครื่องวัดสิ่งแวดล้อม

เลขที่ใบงาน: KSPR2203267

ชนิดเครื่องมือ: CONDUCTIVITY METER

รุ่น: Lab955

หมายเลขเครื่อง: 16300356

ตรวจสอบ (รับ)		รายการตรวจเช็ค	ตรวจสอบ (ส่ง)		หมายเหตุ
22 Mar 2022			22 Mar 2022		
ปกติ	ไม่ปกติ		ปกติ	ไม่ปกติ	
		General			
<input checked="" type="checkbox"/>	<input type="checkbox"/>	1. ความสมบูรณ์เครื่อง	<input checked="" type="checkbox"/>	<input type="checkbox"/>	
<input checked="" type="checkbox"/>	<input type="checkbox"/>	2. ความสะอาด (ช่องใส่ตัวอย่าง, ภายใน-นอกเครื่อง)	<input checked="" type="checkbox"/>	<input type="checkbox"/>	
<input checked="" type="checkbox"/>	<input type="checkbox"/>	3. สวิตช์ ปิด – เปิด เครื่อง (On-Off Swicth)	<input checked="" type="checkbox"/>	<input type="checkbox"/>	
<input checked="" type="checkbox"/>	<input type="checkbox"/>	4. ปุ่มกด (Keypad)	<input checked="" type="checkbox"/>	<input type="checkbox"/>	
<input checked="" type="checkbox"/>	<input type="checkbox"/>	5. หน้าจอ (Display, Screen Contrast)	<input checked="" type="checkbox"/>	<input type="checkbox"/>	
		Spectrophotometer			
<input type="checkbox"/>	<input type="checkbox"/>	6. แรงดันไฟฟ้า (Battery Backup) >= 2.5 VDC	<input type="checkbox"/>	<input type="checkbox"/>	
<input type="checkbox"/>	<input type="checkbox"/>	7. ตัวหมุนเลือกความยาวคลื่น (Wavelength Control)	<input type="checkbox"/>	<input type="checkbox"/>	
<input type="checkbox"/>	<input type="checkbox"/>	8. ความยาวคลื่น (Wavelength Check)	<input type="checkbox"/>	<input type="checkbox"/>	
<input type="checkbox"/>	<input type="checkbox"/>	9. แหล่งกำเนิดแสง (UV < 3,000 hour)	<input type="checkbox"/>	<input type="checkbox"/>	
<input type="checkbox"/>	<input type="checkbox"/>	10. แหล่งกำเนิดแสง (Visible < 5,000 hour)	<input type="checkbox"/>	<input type="checkbox"/>	
<input type="checkbox"/>	<input type="checkbox"/>	11. ช่องวัดหลายตัวอย่าง (Carousel Module)	<input type="checkbox"/>	<input type="checkbox"/>	
		pH Meter and Conductivity Meter			
<input checked="" type="checkbox"/>	<input type="checkbox"/>	12. อิเล็กโทรด (Electrode and Connection Cable)	<input checked="" type="checkbox"/>	<input type="checkbox"/>	
<input type="checkbox"/>	<input type="checkbox"/>	13. ระดับสารละลายใน Electrode (Level KCl)	<input type="checkbox"/>	<input type="checkbox"/>	
<input type="checkbox"/>	<input type="checkbox"/>	14. ฝาปิดกันปลาย Electrode (Dust Protection Hood)	<input type="checkbox"/>	<input type="checkbox"/>	
<input type="checkbox"/>	<input type="checkbox"/>	15. ขาจับอิเล็กโทรด (Stand)	<input type="checkbox"/>	<input type="checkbox"/>	
		Turbidimeter			
<input type="checkbox"/>	<input type="checkbox"/>	16. ค่าความขุ่นที่ต่ำสุด (No Sample)	<input type="checkbox"/>	<input type="checkbox"/>	
<input type="checkbox"/>	<input type="checkbox"/>	17. ระดับการส่องสว่างของแสง (>= 2.5 ไม่นเกิน 3.0)	<input type="checkbox"/>	<input type="checkbox"/>	
		Automatic titrator			
<input type="checkbox"/>	<input type="checkbox"/>	18. สภาพ Piston Burettes	<input type="checkbox"/>	<input type="checkbox"/>	
<input type="checkbox"/>	<input type="checkbox"/>	19. Function Rinsing and Dosing	<input type="checkbox"/>	<input type="checkbox"/>	
<input type="checkbox"/>	<input type="checkbox"/>	20. ระบบท่อสายยางและอุปกรณ์ประกอบ	<input type="checkbox"/>	<input type="checkbox"/>	

ข้อแนะนำ : Electrode วัดอุณหภูมิได้ 24.9°C โดย Control Waterbath ที่ $25.0 \pm 0.1^{\circ}\text{C}$

Mr. Wasan Nuchnabee

Service Engineer



Certificate of Calibration

Equipment:	Cooled Incubator	Certificate No.:	C31211235
Model:	KB 400	Issued Date:	30 June 2021
Serial No.(or ID):	20200000015535	Job No.:	KSPR2108683
Manufacturer:	Binder	Page:	1 of 3
Condition:	In Condition	Ventilation Valve:	None
Shelves(pc.):	5		

Customer: United Analyst and Engineering Consultant Company Limited
3 Soi Udomsuk 41 Sukhumvit Road,
Bangckak, Prakanong, Bangkok 10260 Thailand

Environment Condition:

Temperature:	19 °C	±	0.9 °C
Humidity:	58 %RH	±	3.2 %RH
Voltage:	233 VAC	±	2.9 VAC

Calibration Place: United Analyst and Engineering Consultant Company Limited (Control Area)
3 Soi Udomsuk 41 Sukhumvit Road,
Bangckak, Prakanong, Bangkok 10260 Thailand

Calibration By: Mr. Piyapat Saidoung

Calibration Date: 22 June 2021

The Method used: In house method, SPCC-WI-16, base on TLAS-G20

Traceability: This certificate is traceable to the SI Units maintained by National Institute of Metrology (NIMT), Thailand through SPC RT Co., Ltd. Certificate No. C10210004

(Mr. Piyapat Saidoung)

Person in charge

SERT
บริษัท เอสพีซี อาร์ที จำกัด
SPC RT Co., Ltd

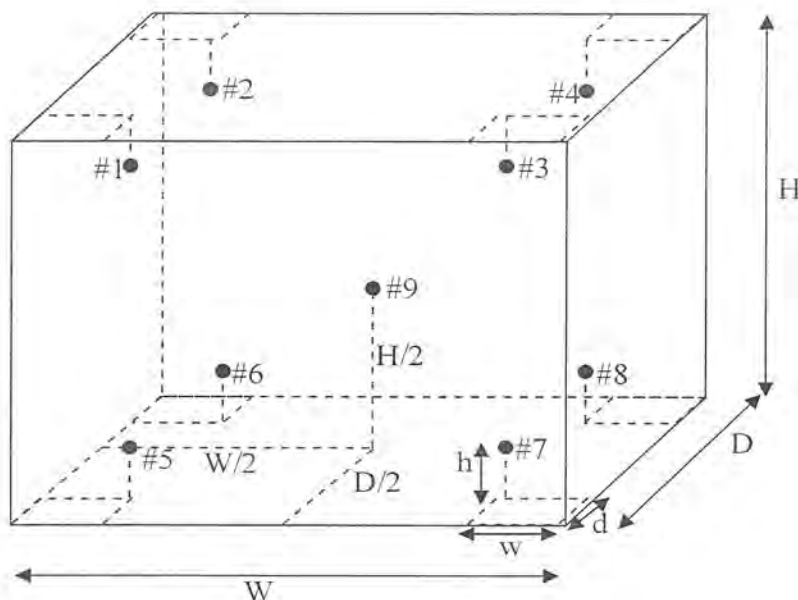
(Mr. Udon Srichana)

Authorized signatory

This certificate is issued the units of measurement according to the International System of Units (SI). It provides traceability of measurement to international or national standard or other recognized national standard laboratories.

The measurement uncertainty stated is the expanded uncertainty which is obtained from the standard uncertainty multiplied by the coverage factor (k=2) to provide a level of confidence of approximately 95%. It is determined in accordance with the Guide to Expression of Uncertainty in Measurement (GUM).

These results may be affected by deviations from specified conditions. The results relate only to the items tested, calibrated or sampled. The report shall not be reproduced except in full without approval of SPC RT Co., Ltd.



Standard Installation Locations

Volume (Calibration Zone)= 194 (Liters)

Inside chamber: W = 65 (cm) D = 48 (cm) H = 128 (cm)

Standard Locations (#1, #2, #3, #4): w = 7 (cm) d = 5 (cm) h = 14 (cm)

Standard Locations (#5, #6, #7, #8): w = 7 (cm) d = 5 (cm) h = 14 (cm)

#9: Geometric center of the chamber

Position of Std	#1	#2	#3	#4	#5	#6	#7	#8	#9
Channel of Logger	1	2	3	4	5	6	7	8	9

Definitions

Indicating Temperature: The average reading of indicating device which forms the integral part of the enclosure.

Measured Temperature: The average reading of standards at any positions or location.

Measured Uniformity: The maximum difference of measured temperatures between of any probes and the measured temperature at the reference location which are observed at same time or at close observation time as possible to determine the temperature pattern or homogeneity with the chamber at steady-state. The reference probe is preferably located in the geometric center of the chamber.

Measured Stability: The one-half of greatest maximum difference of measured temperatures at any one probe.

Overall Variation: The difference of maximum and minimum measured temperatures throughout observation time.

Certificate No.: C31211235

Page: 3 of 3

Calibration Results:

Before adjustment

Setting:	Indicating:	#1:	#2:	#3:	#4:	#5:	#6:	#7:	#8:	#9:
35.0	35.0	34.69	34.98	34.82	34.90	34.96	34.94	34.94	34.91	34.92

After adjustment

Measurement Temperature at Spread Locations, Indicating of Unit Under Calibration: 35.0 °C

Locations	Measured Temperature (°C)	Correction of UUC. (°C)	Uncertainty (± °C)
#1	34.77	-0.23	0.23
#2	35.10	0.10	0.23
#3	34.95	-0.05	0.23
#4	35.04	0.04	0.23
#5	35.09	0.09	0.23
#6	35.06	0.06	0.23
#7	35.11	0.11	0.23
#8	35.08	0.08	0.23
#9	35.06	0.06	0.23

Temperature Distribution

Desired (°C)	Setting (°C)	Indicating (°C)	Measured Temperature at Spread Locations (°C)									Uncertainty (± °C)*
			#1	#2	#3	#4	#5	#6	#7	#8	#9	
35.0	35.0	35.0	34.77	35.10	34.95	35.04	35.09	35.06	35.11	35.08	35.06	0.23

Chamber Characterization

Indicating (°C)	Measured Uniformity (°C)	Measured Stability (± °C)	Overall Variation (°C)
35.0	0.32	0.04	0.38

Note: * Maximum uncertainty of the each position

The End of Certificate

Statements of conformity:

This conformity certificate documents the validity of the following statements of conformity based on the measurement results of corresponding calibration certificate:

The correction of indication determined during calibration are under given measurement and environmental conditions and considering the expanded measurement uncertainty (coverage probability 95%) within the specification. The given measurement uncertainty already includes other all effects by according to the standard method, TLAS-G20. Therefore, those parameters have not been assessed separately.

Tolerance and Decision rules:

Assessment of the conformity of the measurement device are done based on direct comparison of the relevant measurement results with the tolerances and decision rule are prescribed by the customer.

- Decision rule :**
- ☐ Choice A Binary Statement for Simple Acceptance Rule ($w = 0$), Specific Risk $< 50\%$ PFA
 - ☒ Choice B Non-binary statement with guard band ($w = 1 U$), Specific Risk $< 2.5\%$ PFA
 - ☐ Choice C Customer defined, Customers may define arbitrary multiple of r to have applied as guard band ($w = r U$) .
; PFA – Probability of False Accept

After adjustment

Desired Temperature : 35°C Tolerances : 0.5 °C

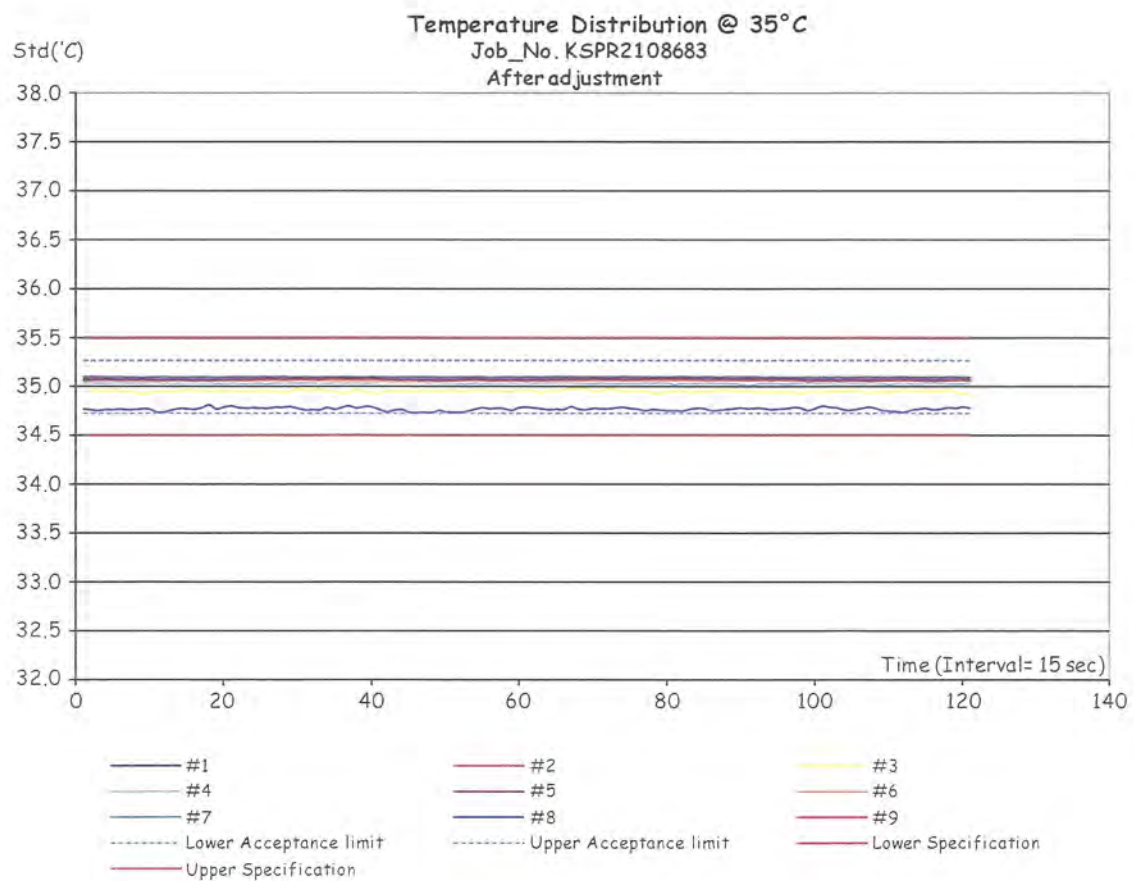
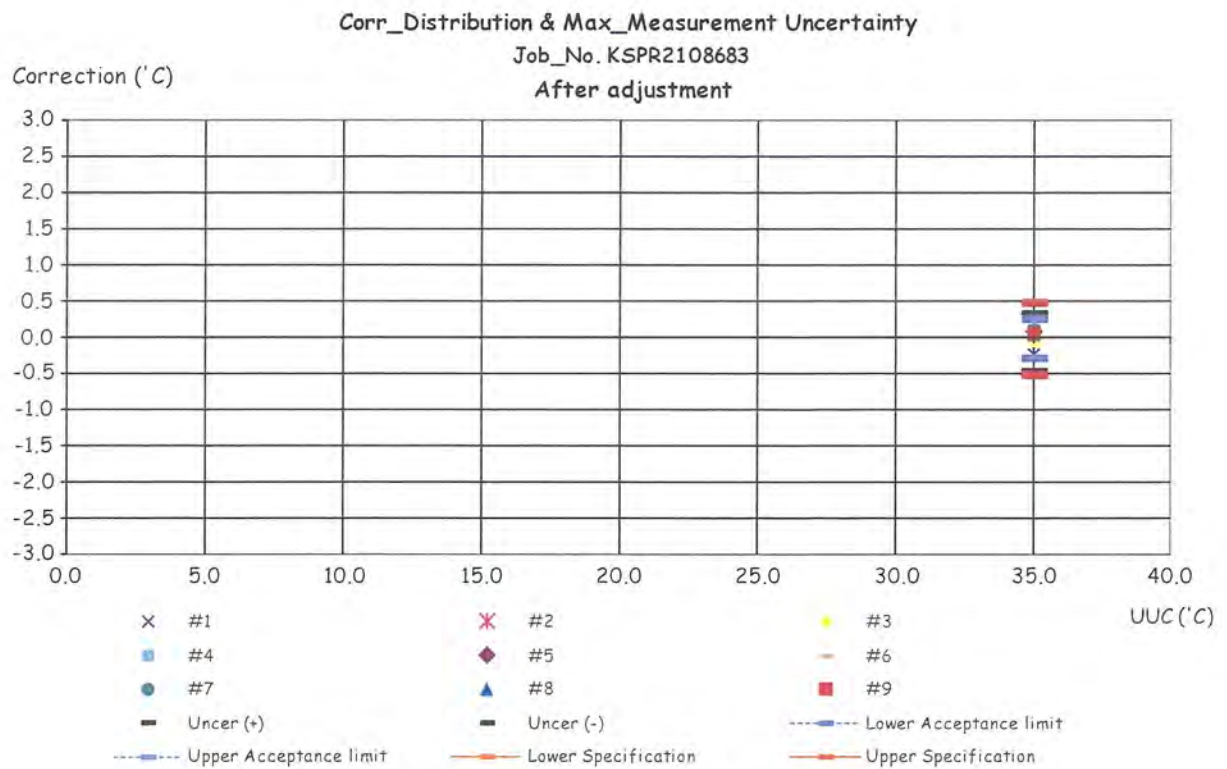
Measurement Temperature at Spread Locations, Indicating of Unit Under Calibration: 35.0 °C

Locations	Measured (°C)	Correction of UUC. (°C)	Guard band (W) (± °C)	Tolerance (± °C)	Conformity
#1	34.77	-0.23	0.23	0.5	Pass
#2	35.10	0.10	0.23	0.5	Pass
#3	34.95	-0.05	0.23	0.5	Pass
#4	35.04	0.04	0.23	0.5	Pass
#5	35.09	0.09	0.23	0.5	Pass
#6	35.06	0.06	0.23	0.5	Pass
#7	35.11	0.11	0.23	0.5	Pass
#8	35.08	0.08	0.23	0.5	Pass
#9	35.06	0.06	0.23	0.5	Pass

Correction of UUC.* = Measured Temperature - Desired Temperature

The validity of the statements of conformity cannot be guaranteed for different places of use, environmental conditions or improper use.

The End of Statements of Conformity



เอกสารไม่ควบคุม

ใบตรวจสอบสภาพเครื่องควบคุมอุณหภูมิ

เลขที่ใบงาน: KSPR2108683

ชนิดเครื่องมือ: Cooled Incubator

รุ่น: KB 400

หมายเลขเครื่อง: 20200000015535

ตรวจสอบ (รับ)		รายการตรวจเช็ค	ตรวจสอบ (ส่ง)		หมายเหตุ
22 Jun 2021			22 Jun 2021		
ปกติ	ไม่ปกติ		ปกติ	ไม่ปกติ	
		General			
<input checked="" type="checkbox"/>	<input type="checkbox"/>	1. สายไฟ	<input checked="" type="checkbox"/>	<input type="checkbox"/>	
<input checked="" type="checkbox"/>	<input type="checkbox"/>	2. การทำงาน Main Switch	<input checked="" type="checkbox"/>	<input type="checkbox"/>	
<input checked="" type="checkbox"/>	<input type="checkbox"/>	3. การทำงาน Selector Key	<input checked="" type="checkbox"/>	<input type="checkbox"/>	
<input checked="" type="checkbox"/>	<input type="checkbox"/>	4. การแสดงผล Display	<input checked="" type="checkbox"/>	<input type="checkbox"/>	
<input checked="" type="checkbox"/>	<input type="checkbox"/>	5. การทำงาน พัดลม	<input checked="" type="checkbox"/>	<input type="checkbox"/>	
<input type="checkbox"/>	<input type="checkbox"/>	6. สภาพ Lever of Ventilation Slide	<input type="checkbox"/>	<input type="checkbox"/>	ไม่มี
<input checked="" type="checkbox"/>	<input type="checkbox"/>	7. สภาพ Lever door open / close	<input checked="" type="checkbox"/>	<input type="checkbox"/>	
<input checked="" type="checkbox"/>	<input type="checkbox"/>	8. สภาพ Door seal	<input checked="" type="checkbox"/>	<input type="checkbox"/>	
<input checked="" type="checkbox"/>	<input type="checkbox"/>	9. การทำงานของระบบ Safety	<input checked="" type="checkbox"/>	<input type="checkbox"/>	
<input checked="" type="checkbox"/>	<input type="checkbox"/>	10. การทำงานของระบบทำความเย็น	<input checked="" type="checkbox"/>	<input type="checkbox"/>	
<input type="checkbox"/>	<input type="checkbox"/>	11. การทำงานของระบบทำความร้อน	<input type="checkbox"/>	<input type="checkbox"/>	ไม่มี
<input checked="" type="checkbox"/>	<input type="checkbox"/>	12. สภาพตัวเครื่อง	<input checked="" type="checkbox"/>	<input type="checkbox"/>	
<input checked="" type="checkbox"/>	<input type="checkbox"/>	13. สภาพแวดล้อม ณ สถานที่ตั้งเครื่อง	<input checked="" type="checkbox"/>	<input type="checkbox"/>	

ข้อแนะนำ :

Mr. Piyapat Saidoung

Service Engineer



TECHNOLOGY PROMOTION ASSOCIATION (THAILAND-JAPAN)
CORPORATE SERVICES 3: EQUIPMENT CALIBRATION AND TESTING SERVICES
534/4 PATTANAKARN ROAD SOI 18, SUANLUANG, SUANLUANG BANGKOK 10250
TEL. 0-2717-3000-27 FAX. 0-2719-9484



Cert. No.: 21TM1874

Page.: 1 of 3

Certificate of Calibration

Equipment : Incubator

Manufacturer : Memmert

Model : IPP 260

Serial No. : V616.0066

ID No. : UAE.MIC.032/2559

Submitted by : United Analyst and Engineering Consultant Co.,Ltd.
3 Soi Udomsuk 41, Sukhumvit Road,
Bangchak, Phrakhanong,
Bangkok 10260

Location : Microbiology Laboratory (302)

Received Order : 28 October 2021

Calibration Date : 28 - 29 October 2021

Ambient Temperature : (26 ± 10) °C

Relative Humidity : (50 ± 30) %

Calibrated by : Kunchit Promprat

Approved by :

Malee

Approved Signatory

- (/) Pornthippa Tameyakul
(/) Malee Butkruea
() Suwit Imjai

Issue Date :

4 November 2021

The Uncertainties are for a confidence probability of approximately 95 %

This certificate may not be reproduced other than in full, except with the prior written
Approval of the head of Corporate Services 3 : Equipment Calibration and Testing Services.

เอกสารไม่ควบคุม
0004018



Equipment : Incubator
Condition As-Received : Used Item
Reference : 2110-0698OC-1

Cert. No.: 21TM1874
Page.: 2 of 3

Procedure Used :-

Calibration were conducted using calibration procedure CP-OT02 according to direct measurement method with Data Acquisition which connected with Resistance Temperature Detector (RTD).

The temperature scale used was based on ITS-90.

Condition of this result of calibration

1. Reference standard instrument:-

Instrument	Model	Serial No.	Cert. No.	Due Date
1) Data Acquisition	34970A	MY44067817	21LM10	20 Jul 2022

2. This certificate is valid only to the item calibrated on date and place of calibration.

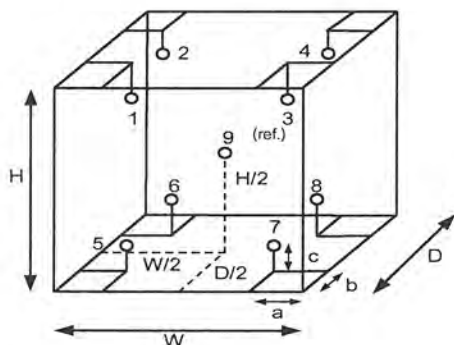
3. This certification is traceable to the International System of Unit.

Result of Calibration :- (*) Without Adjustment

Function of UUC* : Temperature Source

Fresh air setting : Not Available

Environment during calibration		
	Beginning	Finished
Temp. (°C)	22	22
REL.Humid. (%)	59	60
AC Supply (Volt)	226	226



Probe Installation Details :

a = 5.0 cm
b = 5.0 cm
c = 5.0 cm

Dimension of Chamber :

D = 0.50 m
W = 0.64 m
H = 0.80 m
Capacity = 0.26 m³

Position :	Ref. Std. ID No.:
1	15RTD2/11
2	15RTD2/12
3	15RTD2/13
4	15RTD2/14
5	15RTD2/15
6	15RTD2/20
7	15RTD2/17
8	15RTD2/18
9 (ref.)	15RTD2/19

Malu.

เอกสารไม่ควบคุม



Equipment : Incubator
Condition As-Received : Used Item
Reference : 2110-0698OC-1
Result of Calibration :- (*) Without Adjustment
Function of UUC* : Temperature Source
Fresh air setting : Not Available

Cert. No.: 21TM1874

Page.: 3 of 3

Calibration Point (°C)	UUC* Setting (°C)	UUC* Reading (°C)	Temperature stability (± °C)	Temperature uniformity (°C)	Overall Variation (°C)	Uncertainty (± °C)	Coverage Factor <i>k</i>
25.0	25.0	24.5	0.053	0.25	0.42	0.30	2
35.0	35.0	35.0	0.029	0.43	0.75	0.30	2

Calibration Point (°C)	Measured Temperature (°C)								
	Position								
	1	2	3	4	5	6	7	8	9 (ref.)
25.0	25.007	24.986	24.943	24.894	24.653	24.806	24.672	24.694	24.786
35.0	35.340	35.384	35.336	35.307	34.680	35.120	34.813	34.996	35.088

Average* : The average of 30 values in each position.

Temperature stability : One-half of the greatest maximum difference of measured temperature at any one sensor.

Temperature uniformity : The maximum difference of measured temperatures at any sensors and the measured temperature at the reference location which are observed at the same time or at as close an observation time as possible to determine the temperature pattern or homogeneity within the chamber under steady-state conditions.

Overall Variation : The Difference of the maximum and minimum measured temperatures throughout observation.

UUC* : Unit Under Calibration

Note : The reported uncertainty of measurement was included stability and excluded uniformity .

The reported uncertainty of measurement was based on a standard uncertainty multiplied by a coverage factor *k*, providing a level of confidence of approximately 95 %.

-o0o-

Malu .

เอกสารไม่ควบคุม



TECHNOLOGY PROMOTION ASSOCIATION (THAILAND-JAPAN)
CORPORATE SERVICES 3: EQUIPMENT CALIBRATION AND TESTING SERVICES
534/4 PATTANAKARN ROAD SOI 18, SUANLUANG, SUANLUANG BANGKOK 10250
TEL. 0-2717-3000-27 FAX. 0-2719-9484



Cert. No.: 22TM333

Page.: 1 of 3

Certificate of Calibration

Equipment : Water Bath

Manufacturer : Memmert

Model : WNE 14

Serial No. : L416.0606

ID No. : UAE.MIC.002/2560

Submitted by : United Analyst and Engineering Consultant Co.,Ltd.
3 Soi Udomsuk 41, Sukhumvit Road,
Bangchak, Phrakhanong,
Bangkok 10260

Location : Microbiology Laboratory

Received Order : 17 February 2022

Calibration Date : 17 February 2022

Ambient Temperature : (26 ± 10) °C

Relative Humidity : (50 ± 30) %

Calibrated by : Suwit Imjai

Approved by :

Malee

Approved Signatory

(/) Pornthippa Tameyakul
(/) Malee Butkruea

Issue Date : 22 February 2022

The Uncertainties are for a confidence probability of approximately 95%

This certificate may not be reproduced other than in full, except with the prior written
Approval of the head of Corporate Services 3 : Equipment Calibration and Testing Services.

เอกสารไม่ควบคุม



Equipment : Water Bath
Condition As-Received : Used Item
Reference : 2202-0444OC-3
Procedure Used :-

Cert. No.: 22TM333
Page.: 2 of 3

Calibration were conducted using in-house calibration procedure CP-OT04 according to direct measurement method with Data Acquisition which connected with Industrial Platinum Resistance Thermometer (IPRT).

The temperature scale used was based on ITS-90.

Condition of this result of calibration

1. Reference standard instrument:-

<u>Instrument</u>	<u>Model</u>	<u>Serial No.</u>	<u>Cert. No.</u>	<u>Due Date</u>
1) Data Acquisition	34970A	MY44067817	21LM10	20 Jul 2022

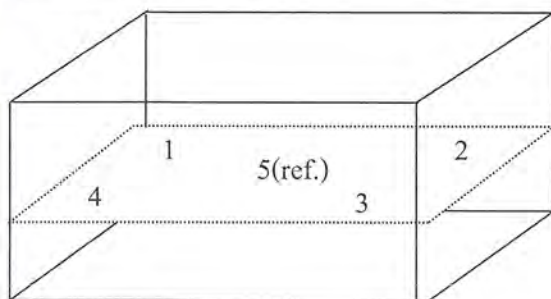
2. This certificate is valid only to the item calibrated on date and place of calibration.

3. This certification is traceable to the International System of Unit.

Result of Calibration :- (*) Without Adjustment

Function of UUC* : Temperature Source

	Environmental		AC Voltage Supply
	(°C)	(%R.H.)	(Volt)
Beginning of Calibration	21	65	229
Finished of Calibration	22	58	230



Front

Position :	Ref. Std. ID No.:
1	70RC143
2	70RC144
3	70RC145
4	70RC146
5(ref.)	70RC147



Equipment : Water Bath
Condition As-Received : Used Item
Reference : 2202-0444OC-3
Result of Calibration :- (*) Without Adjustment
Function of UUC* : Temperature Source

Cert. No.: 22TM333

Page.: 3 of 3

Calibration point (°C)	UUC* Setting (°C)	UUC* Reading (°C)	Average* Standard Reading (°C)				
			Position				
			1	2	3	4	5 (ref.)
44.5	44.5	44.5	44.498	44.481	44.482	44.518	44.534

Calibration point (°C)	Uniformity (°C)	Stability (± °C)	Uncertainty (± °C)	Coverage Factor <i>k</i>
44.5	0.13	0.057	0.15	2

Average* : The average of 30 values in each position.

Uniformity : The maximum difference of measured temperatures at any sensors and the measured temperature at the reference location which are observed at the same time or at as close an observation time as possible to determine the temperature pattern or homogeneity within the chamber under steady-state conditions.

Stability : One-half of the greatest maximum difference of measured temperature at any one probe.

UUC* : Unit Under Calibration

Note : The reported uncertainty of measurement was included stability and excluded uniformity.

The reported uncertainty of measurement was based on a standard uncertainty multiplied by a coverage factor *k*, providing a level of confidence of approximately 95 %.

-o0o-

เอกสารไม่ควบคุม



TECHNOLOGY PROMOTION ASSOCIATION (THAILAND-JAPAN)
CORPORATE SERVICES 3: EQUIPMENT CALIBRATION AND TESTING SERVICES
534/4 PATTANAKARN ROAD SOI 18, SUANLUANG, SUANLUANG BANGKOK 10250
TEL. 0-2717-3000-27 FAX. 0-2719-9484



Cert. No.: 22TM334

Page.: 1 of 3

Certificate of Calibration

Equipment : Water Bath

Manufacturer : Memmert

Model : WNE 14

Serial No. : L416.0612

ID No. : UAE.MIC.003/2560

Submitted by : United Analyst and Engineering Consultant Co.,Ltd.
3 Soi Udomsuk 41, Sukhumvit Road,
Bangchak, Phrakhanong,
Bangkok 10260

Location : Microbiology Laboratory

Received Order : 17 February 2022
Calibration Date : 17 February 2022
Ambient Temperature : (26 ± 10) °C
Relative Humidity : (50 ± 30) %

Calibrated by : Suwit Imjai

Approved by :

Malee

Approved Signatory

(/) Pornthippa Tameyakul

(/) Malee Butkruea

Issue Date :

22 February 2022

The Uncertainties are for a confidence probability of approximately 95%

This certificate may not be reproduced other than in full, except with the prior written
Approval of the head of Corporate Services 3 : Equipment Calibration and Testing Services.

เอกสารไม่ควบคุม

A 0038095



Equipment : Water Bath
Condition As-Received : Used Item
Reference : 2202-0444OC-4

Cert. No.: 22TM334

Page.: 2 of 3

Procedure Used :-

Calibration were conducted using in-house calibration procedure CP-OT04 according to direct measurement method with Data Acquisition which connected with Industrial Platinum Resistance Thermometer (IPRT).

The temperature scale used was based on ITS-90.

Condition of this result of calibration

1. Reference standard instrument:-

<u>Instrument</u>	<u>Model</u>	<u>Serial No.</u>	<u>Cert. No.</u>	<u>Due Date</u>
1) Data Acquisition	34970A	MY44067817	21LM10	20 Jul 2022

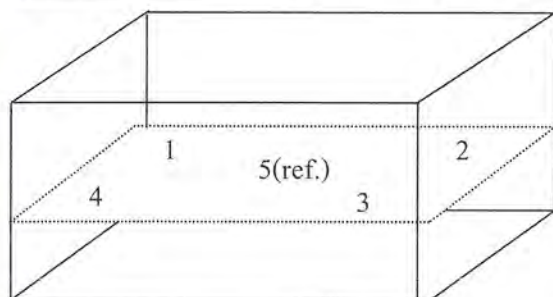
2. This certificate is valid only to the item calibrated on date and place of calibration.

3. This certification is traceable to the International System of Unit.

Result of Calibration :- (*) Without Adjustment

Function of UUC* : Temperature Source

	Environmental		AC Voltage Supply
	(°C)	(%R.H.)	(Volt)
Beginning of Calibration	21	65	229
Finished of Calibration	22	57	230



Front

Position :	Ref. Std. ID No.:
1	70RC143
2	70RC144
3	70RC145
4	70RC146
5(ref.)	70RC147

เอกสารไม่ควบคุม

a 1096055



Equipment : Water Bath
Condition As-Received : Used Item
Reference : 2202-0444OC-4
Result of Calibration :- (*) Without Adjustment
Function of UUC* : Temperature Source

Cert. No.: 22TM334

Page.: 3 of 3

Calibration point (°C)	UUC* Setting (°C)	UUC* Reading (°C)	Average* Standard Reading (°C)				
			Position				
			1	2	3	4	5 (ref.)
44.5	44.5	44.5	44.572	44.514	44.507	44.530	44.565

Calibration point (°C)	Uniformity (°C)	Stability (± °C)	Uncertainty (± °C)	Coverage Factor <i>k</i>
44.5	0.10	0.042	0.15	2

Average* : The average of 30 values in each position.

Uniformity : The maximum difference of measured temperatures at any sensors and the measured temperature at the reference location which are observed at the same time or at as close an observation time as possible to determine the temperature pattern or homogeneity within the chamber under steady-state conditions.

Stability : One-half of the greatest maximum difference of measured temperature at any one probe.

UUC* : Unit Under Calibration

Note : The reported uncertainty of measurement was included stability and excluded uniformity.

The reported uncertainty of measurement was based on a standard uncertainty multiplied by a coverage factor *k*, providing a level of confidence of approximately 95 %.

-o0o-

เอกสารไม่ควบคุม

a 1096054

Mettler-Toledo (Thailand) Ltd.

846/4 - 846/5 Lasalle Rd., Bangna Tai Sub-District

Bangna District, Bangkok 10260

+66 2723 0382

MT-TH.ServiceSupport@mt.com



NSC-TISI-TIS 17025
CALIBRATION 0062

Accuracy Calibration Certificate

Customer

Company: United Analyst and Engineering Consultant Co., Ltd.
Address: 3 Soi Udom Suk 41, Sukhumvit Rd., Bang Chak
City: Phra Khanong Contact: Suwit Chotnok
Zip / Postal: 10260
State / Province: Bangkok
Order Number: 
* 0 3 3 2 4 0 1 4 9 4 *

Weighing Device

Manufacturer: Mettler Toledo Instrument Type: Weighing Instrument
Model: MS603S/01 Asset Number: UAE.MIC.008/2553
Serial No.: B007010311 Terminal Model: N/A
Building: N/A Terminal Serial No.: N/A
Floor: 2 Terminal Asset No.: N/A
Room: Balance Room (206)

Range	Max. Capacity	Readability (d)
1	620 g	0.001 g

Procedure



Calibration Guideline: EURAMET cg-18 v. 4.0 (11/2015)
METTLER TOLEDO Work Instruction: CP/W002/20

This calibration certificate contains measurements for As Found calibration. No As Left calibration was performed because the device was not modified after As Found calibration. Therefore, results for As Left correspond to As Found.

The sensitivity/span of the weighing instrument was adjusted before calibration with a built-in weight.

In accordance with EURAMET cg-18 (11/2015), the test loads were selected to reflect the specific use of the weighing device or to accommodate specific calibration conditions.

	Temperature		Humidity	
As Found	Start: 22.8 °C	End: 23.0 °C	Start: 49.9 %	End: 58.3 %

As Found Calibration Date: 07-Apr-2022 Calibrator: 
As Left Calibration Date: N/A
Issue Date: 08-Apr-2022
Approved Signatory: 
☒ Kassakorn Tassanachaisakul
☐ Santi Jitniyom
☐ Surachet Sukkate

Measurement Results

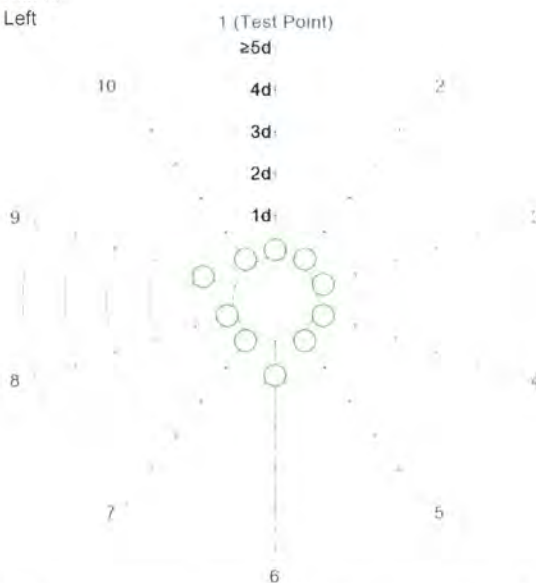
Repeatability

Test Load: 200 g

	As Found	As Left
1	200.001 g	N/A
2	200.001 g	N/A
3	200.001 g	N/A
4	200.001 g	N/A
5	200.001 g	N/A
6	200.000 g	N/A
7	200.001 g	N/A
8	200.001 g	N/A
9	200.000 g	N/A
10	200.001 g	N/A

Standard Deviation	0.0004 g	N/A
--------------------	----------	-----

○ As Found
◆ As Left



The "d" in the graph represents the readability of the range/interval in which the test was performed.

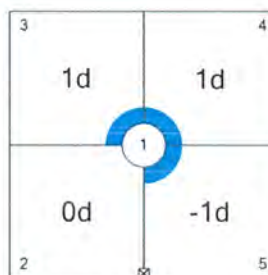
The results of this graph are based upon the absolute values of the differences from the mean value.

Eccentricity

Test Load: 200 g

Position	As Found	As Left
1	200.001 g	N/A
2	200.001 g	N/A
3	200.002 g	N/A
4	200.002 g	N/A
5	200.000 g	N/A

Maximum Deviation	0.001 g	N/A
-------------------	---------	-----



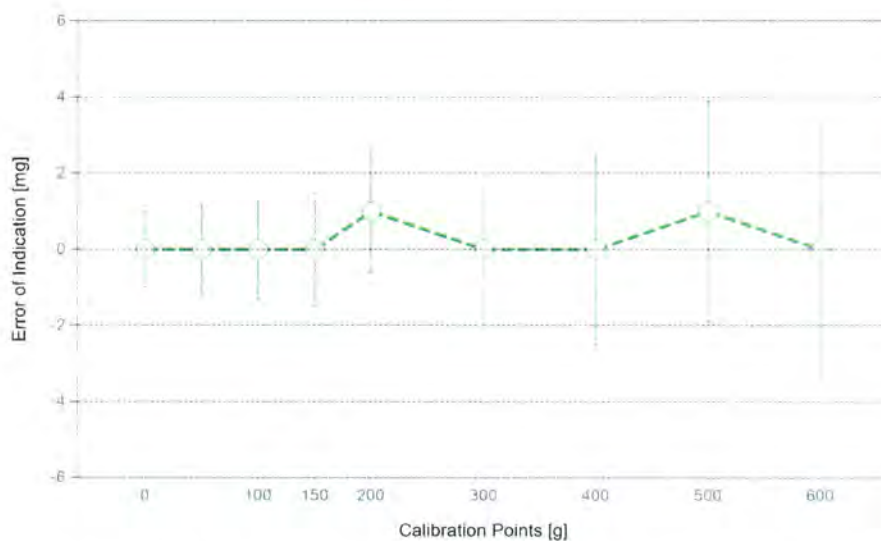
As Found

The "d" in the graph represents the readability of the range/interval in which the test was performed.

Error of Indication

As Found

	Reference Value	Indication	Error of Indication	Expanded Uncertainty	k
1	0.000 g	0.000 g	0.000 g	1.0 mg	2
2	0.500 g	0.500 g	0.000 g	1.2 mg	2
3	1.000 g	1.000 g	0.000 g	1.2 mg	2
4	50.000 g	50.000 g	0.000 g	1.2 mg	2
5	100.000 g	100.000 g	0.000 g	1.3 mg	2
6	150.000 g	150.000 g	0.000 g	1.5 mg	2
7	200.000 g	200.001 g	0.001 g	1.6 mg	2
8	300.001 g	300.001 g	0.000 g	2.0 mg	2
9	400.001 g	400.001 g	0.000 g	2.5 mg	2
10	500.001 g	500.002 g	0.001 g	2.9 mg	2
11	600.001 g	600.001 g	0.000 g	3.4 mg	2



○ As Found

◆ As Left

For improved legibility of the graphics only increasing measurement points are shown and measurement points close to zero are not displayed.

The uncertainty stated is the expanded uncertainty at calibration obtained by multiplying the standard combined uncertainty by the coverage factor k – which can be larger than 2 according to EURAMET cg-18. The value of the measurand lies within the assigned range of values with a probability of approximately 95%.

The user is responsible for maintaining environmental conditions and the settings of the weighing instrument when it was calibrated.

Test Equipment

All weights used for metrological testing are traceable to national or international standards. The weights were calibrated and certified by an accredited calibration laboratory.

Weight Set 1: OIML F1

Weight Set No.:	WS55	Date of Issue:	09-Jul-2021
Certificate Number:	CCM-0137-21-C	Calibration Due Date:	07-Jul-2022

Weight Set 2: OIML E2

Weight Set No.:	WS80	Date of Issue:	23-Feb-2022
Certificate Number:	C208581631	Calibration Due Date:	14-Aug-2023

Thermo Hygrometer

Equipment No.:	IN161	Date of Issue:	14-Jun-2021
Certificate Number:	21H1220	Calibration Due Date:	01-Jun-2022

Remarks

FACT adjustment functionality activated
Equipment condition: Good
Next calibration according to customer's procedure
Calibration data not decide by calibration laboratory

End of Accredited Section

The information below and any attachments to this calibration certificate are not part of the accredited calibration.

Measurement Uncertainty of the Weighing Instrument in Use

Stated is the expanded uncertainty with $k=2$ in use. The formula shall be used for the estimation of the uncertainty under consideration of the errors of indication. The value R represents the net load indication in the unit of measure of the device.

Temperature coefficient for the evaluation of the measurement uncertainty in use: $3.0 \cdot 10^{-6} / K$

Temperature range on site for the evaluation of the measurement uncertainty in use: 3 K

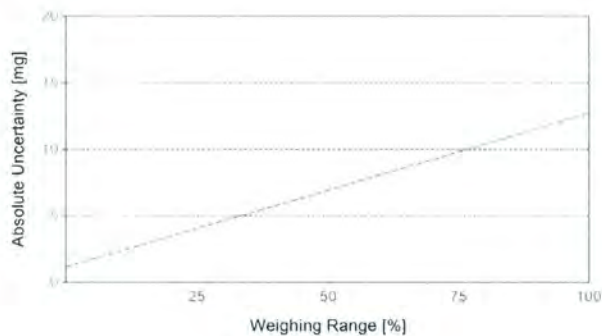
Linearization of Uncertainty Equation

Range			As Found	As Left
	d	Max		
1	0.001 g	620 g	$U_1 = 1.2 \text{ mg} + 0.0186 \text{ mg/g} \cdot R$	N/A

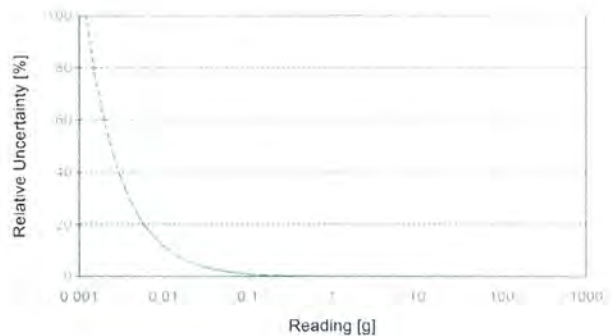
To optimize the stability of the linearization, besides of the zero load only increasing measurement points with a test load of 5% of the measurement range or larger are taken for the calculation of the linear equation.

Absolute and Relative Measurement Uncertainty in Use for Various Net Indications (Examples)

Net Indication	As Found		As Left	
0.062 g	1.2 mg	1.9%	N/A	N/A
0.620 g	1.2 mg	0.20%	N/A	N/A
6.200 g	1.3 mg	0.021%	N/A	N/A
62.000 g	2.4 mg	0.0038%	N/A	N/A
620.000 g	13 mg	0.0021%	N/A	N/A



As Found



As Left



TECHNOLOGY PROMOTION ASSOCIATION (THAILAND-JAPAN)
CORPORATE SERVICES 3; EQUIPMENT CALIBRATION AND TESTING SERVICES
534/4 PATTANAKARN ROAD SOI 18, SUANLUANG, SUANLUANG BANGKOK 10250
TEL. 0-2717-3000-27 FAX. 0-2719-9484



Certificate of Calibration

Cert. No.: 22TM89

Page.: 1 of 3

Equipment : Autoclave

Manufacturer : ALP

Model : CL-40L

Serial No. : 802664

ID No. : UAE.MIC.014/2550

Submitted by : United Analyst and Engineering Consultant Co.,Ltd.
3 Soi Udomsuk 41, Sukhumvit Road,
Bangchak, Phrakhanong,
Bangkok 10260

Location : Air Analysis Unit

Received Order : 17 February 2022

Calibration Date : 17 February 2022

Ambient Temperature : (26 ± 10) °C

Relative Humidity : (50 ± 30) %

Calibrated by : Kunchit Promprat

Approved by :

Malee

Approved Signatory

- (/) Pornthippa Tameyakul
(✓) Malee Butkruea
() Suwit Imjai

Issue Date :

22 February 2022

The Uncertainties are for a confidence probability of approximately 95%

This certificate may not be reproduced other than in full, except with the prior written
Approval of the head of Corporate Services 3 : Equipment Calibration and Testing Services.

เอกสารไม่ควบคุม



Equipment : Autoclave
Condition As-Received : Used Item
Reference : 2202-0444OC-1

Cert. No.: 22TM89

Page.: 2 of 3

Procedure Used :-

Calibration were conducted using in-house calibration procedure CP-OT03 according to direct measurement method with Data Acquisition which connected with Thermocouple Type T

The temperature scale used was based on ITS-90.

Condition of this result of calibration

1. Reference standard instrument:-

<u>Instrument</u>	<u>Model</u>	<u>Serial No.</u>	<u>Cert. No.</u>	<u>Due Date</u>
1) Data Acquisition	34970A	MY44035217	21LM30	23 Dec 2022

2. This certificate is valid only to the item calibrated on date and place of calibration.

3. This certification is traceable to the International System of Unit.

4. This result of calibration covers laboratory autoclaves for the sterilization of goods and material which could be infected with organisms categorized as Hazard Group 1, 2 and 3**

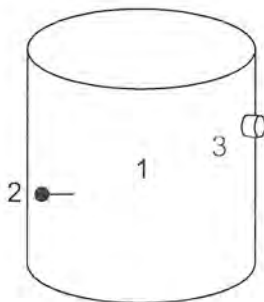
(** = Categorization of pathogens according to hazard and categories of containment, second edition, 1990)

It does not cover autoclaves for use with material infect with organisms in Hazard Group 4, for which complete containment and sterilization of infected condensate is considered to be essential.

This result of calibration does not apply to sterilizers or disinfectors used for medical, dental, pharmaceutical or veterinary purposes which are directly concerned with patient care, or those used for fabrics subjected to sterilization which are required to be dry at the end of cycle.

Result of Calibration :- (*) Without Adjustment

Function of UUC* : Temperature Source



	Environmental		
	(°C)	(%R.H.)	(Volt)
Beginning of Calibration	27	68	226
Finished of Calibration	27	65	226

<u>Position</u>	<u>Description</u>	<u>Ref. Std. ID No.:</u>
1 =	Center of chamber	22-10TC-01
2 =	Temperature sensor	22-10TC-02
3 =	Exhaust port	22-10TC-03

เอกสารไม่ควบคุม



Equipment : Autoclave
Condition As-Received : Used Item
Reference : 2202-0444OC-1

Cert. No.: 22TM89
Page.: 3 of 3

Result of Calibration :- (*) Without Adjustment

Operating parameter Set : Temperature = 122 °C
Sterilization period = 30 minute

UUC* Setting (°C)	UUC* Reading (°C)	Position	Average* Standard Reading (°C)	Stability (± °C)	Pressure Reading (MPa)	Uncertainty (± °C)	Coverage Factor <i>k</i>
122	122	1	122.373	0.32	0.12	1.2	2
		2	122.421				
		3	122.292				

Average* : The average of 30 values in each position.

Stability : One-half of the greatest maximum difference of measured temperature at any one probe.

UUC* : Unit Under Calibration

Note : The reported uncertainty of measurement was included stability and excluded uniformity .

The reported uncertainty of measurement was based on a standard uncertainty multiplied by a coverage factor *k*, providing a level of confidence of approximately 95 %.

-o0o-

Malu.
เอกสารไม่ควบคุม

ภาคผนวกที่ 4

สำเนาเอกสารขึ้นทะเบียนห้องปฏิบัติการวิเคราะห์เอกชน
บริษัท เอ็นไวรอนเมนท์ รีเสิร์ช แอนด์ เทคโนโลยี จำกัด



ที่ อก ๐๓๑๐(๑)/ ๗ ๓ ๒๕

กรมโรงงานอุตสาหกรรม
ถนนพระรามที่ ๖ แขวงทุ่งพญาไท
เขตราชเทวี กรุงเทพฯ ๑๐๔๐๐

๒๕ กรกฎาคม ๒๕๖๕

เรื่อง ต่ออายุหนังสือรับขึ้นทะเบียนห้องปฏิบัติการวิเคราะห์เอกชน

เรียน กรรมการผู้จัดการ บริษัท เอ็นไวรอนเมนต์ รีเสิร์ช แอนด์ เทคโนโลยี จำกัด

อ้างถึง คำขอขึ้นทะเบียน/ต่ออายุ/เปลี่ยนแปลงบุคลากร และชนิดสารมลพิษของห้องปฏิบัติการวิเคราะห์เอกชน
ลงวันที่ ๓๐ มีนาคม ๒๕๖๔

- สิ่งที่ส่งมาด้วย ๑. รายชื่อผู้ควบคุมดูแลห้องปฏิบัติการวิเคราะห์ จำนวน ๑ แผ่น
๒. รายชื่อเจ้าหน้าที่ประจำห้องปฏิบัติการวิเคราะห์ จำนวน ๒ แผ่น
๓. ขอบข่ายสารมลพิษที่ได้รับขึ้นทะเบียนจากกรมโรงงานอุตสาหกรรม จำนวน ๑๒ แผ่น

ตามหนังสือที่อ้างถึง บริษัท เอ็นไวรอนเมนต์ รีเสิร์ช แอนด์ เทคโนโลยี จำกัด ขอต่ออายุ
หนังสือรับขึ้นทะเบียนห้องปฏิบัติการวิเคราะห์เอกชน เลขทะเบียน ว-๐๙๙ สถานที่ตั้งเลขที่ ๒๕/๑๑๔ หมู่ที่ ๖
ซอยชินเขต ๑ ถนนงามวงศ์วาน แขวงทุ่งสองห้อง เขตหลักสี่ กรุงเทพมหานคร ต่อกรมโรงงานอุตสาหกรรม นั้น

กรมโรงงานอุตสาหกรรมพิจารณาแล้ว ให้บริษัท เอ็นไวรอนเมนต์ รีเสิร์ช แอนด์ เทคโนโลยี จำกัด
ต่ออายุหนังสือรับขึ้นทะเบียนห้องปฏิบัติการวิเคราะห์เอกชน โดยมีองค์ประกอบดังนี้

- ก. ผู้ควบคุมดูแลห้องปฏิบัติการวิเคราะห์ จำนวน ๑๖ ราย ตามสิ่งที่ส่งมาด้วย ๑
ข. เจ้าหน้าที่ประจำห้องปฏิบัติการวิเคราะห์ จำนวน ๔๙ ราย ตามสิ่งที่ส่งมาด้วย ๒
ค. ขอบข่ายสารมลพิษที่ได้รับขึ้นทะเบียนให้วิเคราะห์ในน้ำเสีย จำนวน ๒๗ รายการ น้ำใต้ดิน
จำนวน ๕๘ รายการ อากาศเสีย จำนวน ๒๖ รายการ สิ่งปฏิกูลหรือวัสดุที่ไม่ใช้แล้ว จำนวน ๒๐ รายการ และ
ดิน จำนวน ๕๖ รายการ รวมทั้งสิ้นจำนวน ๑๘๗ รายการ ตามสิ่งที่ส่งมาด้วย ๓

หนังสือฉบับนี้จะหมดอายุในวันที่ ๑๘ พฤษภาคม ๒๕๖๗ หากประสงค์จะต่ออายุหนังสือ
รับขึ้นทะเบียนห้องปฏิบัติการวิเคราะห์เอกชน ให้ยื่นคำขอต่ออายุพร้อมเอกสารประกอบคำขอต่อ
กรมโรงงานอุตสาหกรรมภายใน ๓๐ วัน ก่อนวันสิ้นอายุของหนังสือรับขึ้นทะเบียนห้องปฏิบัติการวิเคราะห์เอกชน
ซึ่งคำขอต่ออายุดังกล่าวขอรับได้ที่กรมโรงงานอุตสาหกรรม

จึงเรียนมาเพื่อทราบ

ขอแสดงความนับถือ

(นางจันทา เตชะศรีนทร์)

ผู้อำนวยการกองวิจัยและเตือนภัยมลพิษโรงงาน
ปฏิบัติราชการแทนอธิบดีกรมโรงงานอุตสาหกรรม

กองวิจัยและเตือนภัยมลพิษโรงงาน

กลุ่มมาตรฐานวิธีการวิเคราะห์ทดสอบมลพิษและทะเบียนห้องปฏิบัติการ

โทร. ๐ ๒๒๐๒ ๔๐๐๒ ๐ ๒๒๐๒ ๔๑๔๖

โทรสาร ๐ ๒๓๕๔ ๓๔๑๕

เอกสารแนบท้ายหนังสือรับต่ออายุขึ้นทะเบียนห้องปฏิบัติการวิเคราะห์เอกชน

บริษัท เอ็นไวรอนเมนต์ รีเสิร์ช แอนด์ เทคโนโลยี จำกัด

เลขทะเบียน ว-๐๙๙

ที่ อก ๐๓๑๐(๑)/๗๓๒๕

ลงวันที่ ๒๙ กรกฎาคม ๒๕๖๕

ก. ผู้ควบคุมดูแลห้องปฏิบัติการวิเคราะห์ จำนวน ๑๖ ราย

๑) นางสาวปณิชา พรหมชัย	ทะเบียนเลขที่ ว-๐๙๙-ค-๒๔๑๔
๒) นางณัฐรดา เลี้ยงรักษา	ทะเบียนเลขที่ ว-๐๙๙-ค-๓๐๐๒
๓) นายมงคล บุรภักดิ์	ทะเบียนเลขที่ ว-๐๙๙-ค-๕๕๐๐
๔) นางสาวธนิดา บุญรุ่งเรือง	ทะเบียนเลขที่ ว-๐๙๙-ค-๗๐๒๓
๕) นางสาวมิตา แดงไทย	ทะเบียนเลขที่ ว-๐๙๙-ค-๗๖๖๔
๖) นางสาวไรวินทร์ โพธิ์สิทธิ์	ทะเบียนเลขที่ ว-๐๙๙-ค-๗๖๖๕
๗) นางสาวณัฐนิชา เสริมมตังค์	ทะเบียนเลขที่ ว-๐๙๙-ค-๗๖๖๖
๘) นายณพลสิทธิ์ ทวีพรประดิษฐ์	ทะเบียนเลขที่ ว-๐๙๙-ค-๗๖๖๗
๙) นางสาวธิดารัตน์ ปุ๊กคะ	ทะเบียนเลขที่ ว-๐๙๙-ค-๘๘๐๑
๑๐) นายอภิชาติ พูลพล	ทะเบียนเลขที่ ว-๐๙๙-ค-๘๘๐๒
๑๑) นายนิทัศน์ ศิริชาติ	ทะเบียนเลขที่ ว-๐๙๙-ค-๘๘๐๓
๑๒) นายสุทธิชาญ สังข์ทอง	ทะเบียนเลขที่ ว-๐๙๙-ค-๘๘๐๔
๑๓) นางสาวยุวดี ณ ระนอง	ทะเบียนเลขที่ ว-๐๙๙-ค-๘๘๐๕
๑๔) นางสาววาสนา ชันเงิน	ทะเบียนเลขที่ ว-๐๙๙-ค-๘๘๐๖
๑๕) นางสาวสุภาวรรณ สุวรรณภา	ทะเบียนเลขที่ ว-๐๙๙-ค-๘๘๐๗
๑๖) นางสาวนภาพรจรัส หมื่นวงษ์	ทะเบียนเลขที่ ว-๐๙๙-ค-๘๘๐๘

เอกสารแนบท้ายหนังสือรับต่ออายุขึ้นทะเบียนห้องปฏิบัติการวิเคราะห์เอกชน
บริษัท เอ็นไวรอนเม้นท์ รีเสิร์ช แอนด์ เทคโนโลยี จำกัด เลขทะเบียน ว-๐๙๙
ที่ อก ๐๓๑๐(๑)/ ลงวันที่

ข. เจ้าหน้าที่ประจำห้องปฏิบัติการวิเคราะห์ จำนวน ๔๙ ราย

๑) นางสาวเปรมวดี บุรีไธสง	ทะเบียนเลขที่	ว-๐๙๙-จ-๕๕๐๒
๒) นางสาวจิตตวรรณ ลิ้มสมบุญ	ทะเบียนเลขที่	ว-๐๙๙-จ-๗๐๒๖
๓) นางสาวธันชพร คนแรง	ทะเบียนเลขที่	ว-๐๙๙-จ-๗๐๒๙
๔) นางสาวสุตารัตน์ เขจรักษ์	ทะเบียนเลขที่	ว-๐๙๙-จ-๗๐๓๗
๕) นางสาวลิตา โพธิ์เจริญ	ทะเบียนเลขที่	ว-๐๙๙-จ-๗๐๔๒
๖) นางสาวรัชนิวรรณ ภูประเสริฐ	ทะเบียนเลขที่	ว-๐๙๙-จ-๗๐๔๔
๗) นายภาณุพล โพธิ์แดง	ทะเบียนเลขที่	ว-๐๙๙-จ-๗๐๔๕
๘) นายวันชนะ สีหามาตร	ทะเบียนเลขที่	ว-๐๙๙-จ-๗๐๕๐
๙) นายโสพล ป้อยแก้ว	ทะเบียนเลขที่	ว-๐๙๙-จ-๗๐๕๔
๑๐) นายอภิวัฒน์ ชำนาญเวช	ทะเบียนเลขที่	ว-๐๙๙-จ-๗๐๕๖
๑๑) นางสาวอชิรญาณ์ฐ อ่อนน้อม	ทะเบียนเลขที่	ว-๐๙๙-จ-๗๖๗๑
๑๒) นายวัชรางกูร กองแสง	ทะเบียนเลขที่	ว-๐๙๙-จ-๗๖๗๒
๑๓) นางสาวสุธาทิพย์ อิ่มน้อย	ทะเบียนเลขที่	ว-๐๙๙-จ-๗๖๗๓
๑๔) นายชยณัฐ บุญก้านตง	ทะเบียนเลขที่	ว-๐๙๙-จ-๗๖๗๕
๑๕) นางสาวพิชดา เขียวนรภัย	ทะเบียนเลขที่	ว-๐๙๙-จ-๗๖๗๖
๑๖) นางสาวสายใจ ลาตบัวขาว	ทะเบียนเลขที่	ว-๐๙๙-จ-๘๘๑๐
๑๗) นางสาวรัตนภรณ์ วงศ์ประโคน	ทะเบียนเลขที่	ว-๐๙๙-จ-๘๘๑๒
๑๘) นางสาวจรรววรรณ แป้นจำนงค์	ทะเบียนเลขที่	ว-๐๙๙-จ-๘๘๑๓
๑๙) นางสาวชมพูนุท กสิชีวิน	ทะเบียนเลขที่	ว-๐๙๙-จ-๘๘๑๕
๒๐) นางสาวรวีวรรณ สุขารมย์	ทะเบียนเลขที่	ว-๐๙๙-จ-๘๘๑๖
๒๑) นางสาวนัฐภรณ์ กันสุข	ทะเบียนเลขที่	ว-๐๙๙-จ-๘๘๑๗
๒๒) นางสาวอรอนงค์ นวนนุ้ม	ทะเบียนเลขที่	ว-๐๙๙-จ-๘๘๑๘
๒๓) นางสาวสรวรรณ พุดพินมาต	ทะเบียนเลขที่	ว-๐๙๙-จ-๘๘๑๙
๒๔) นางสาวกัญญาลักษณ์ กระทาง	ทะเบียนเลขที่	ว-๐๙๙-จ-๘๘๒๑
๒๕) นางสาวปิยธิดา ประแดงโค	ทะเบียนเลขที่	ว-๐๙๙-จ-๘๘๒๓
๒๖) นางสาวปวีตรา นาเหล็ก	ทะเบียนเลขที่	ว-๐๙๙-จ-๘๘๒๔
๒๗) นางสาวชนิดา นิลผาย	ทะเบียนเลขที่	ว-๐๙๙-จ-๘๘๒๕
๒๘) นางสาวปิยะดา จารุไชย	ทะเบียนเลขที่	ว-๐๙๙-จ-๘๘๒๖
๒๙) นางสาวทักษพร ไกรสิงห์	ทะเบียนเลขที่	ว-๐๙๙-จ-๘๘๒๗
๓๐) นางสาวฉวีวรรณ บุญจันทิก	ทะเบียนเลขที่	ว-๐๙๙-จ-๘๘๒๘
๓๑) นางสาวเบญจวรรณ คำหงษา	ทะเบียนเลขที่	ว-๐๙๙-จ-๘๘๒๙
๓๒) นางสาวพัชชา แก้วย้อย	ทะเบียนเลขที่	ว-๐๙๙-จ-๘๘๓๐
๓๓) นางสาวณัฐชา สัมฤทธิ์ดี	ทะเบียนเลขที่	ว-๐๙๙-จ-๘๘๓๑
๓๔) นางสาวอังคณา อุ่นตา	ทะเบียนเลขที่	ว-๐๙๙-จ-๘๘๓๓
๓๕) นางสาวบุศดี มุภาษา	ทะเบียนเลขที่	ว-๐๙๙-จ-๘๘๓๔

๓๖) นายรอมซี...

๓๖) นายรอมซี กาเต๊ะ	ทะเบียนเลขที่	ว-๐๙๙-จ-๘๘๓๕
๓๗) นายสุริยะ ชูทอง	ทะเบียนเลขที่	ว-๐๙๙-จ-๘๘๓๖
๓๘) นายศักรินทร์ นิภานันท์	ทะเบียนเลขที่	ว-๐๙๙-จ-๘๘๓๗
๓๙) นายอภิเดช ยาสมดี	ทะเบียนเลขที่	ว-๐๙๙-จ-๘๘๓๘
๔๐) นายฉันทวิชญ์ เหลวกุล	ทะเบียนเลขที่	ว-๐๙๙-จ-๘๘๓๙
๔๑) นายศิวารุธ ธรรมนิทา	ทะเบียนเลขที่	ว-๐๙๙-จ-๘๘๔๐
๔๒) นายรัฐพล สุทธิมล	ทะเบียนเลขที่	ว-๐๙๙-จ-๘๘๔๑
๔๓) นายอาทิตย์ นุชบุษบา	ทะเบียนเลขที่	ว-๐๙๙-จ-๘๘๔๒
๔๔) นายอนุวัฒน์ เรืองอ่อน	ทะเบียนเลขที่	ว-๐๙๙-จ-๘๘๔๔
๔๕) นายฉัตรชัย โยวะผุย	ทะเบียนเลขที่	ว-๐๙๙-จ-๘๘๔๕
๔๖) นายกลยุทธิ์ อินทร์คำ	ทะเบียนเลขที่	ว-๐๙๙-จ-๘๘๔๗
๔๗) นางสาวนันทชา เนื่อนวล	ทะเบียนเลขที่	ว-๐๙๙-จ-๘๘๔๘
๔๘) นางสาวพิไลวรรณ แปงทา	ทะเบียนเลขที่	ว-๐๙๙-จ-๙๕๒๑
๔๙) นางสาวจารุวรรณ กระจ่างพันธุ์	ทะเบียนเลขที่	ว-๐๙๙-จ-๙๕๒๒

เอกสารแนบท้ายหนังสือรับต่ออายุขึ้นทะเบียนห้องปฏิบัติการวิเคราะห์เอกชน
บริษัท เอ็นไวรอนเม้นท์ รีเสิร์ช แอนด์ เทคโนโลยี จำกัด เลขทะเบียน ว-๐๙๙
ที่ อก ๐๓๑๐(๑)/ ลงวันที่

ขอขยายสารมลพิษที่ได้รับขึ้นทะเบียนจากกรมโรงงานอุตสาหกรรม จำนวน ๑๘๗ รายการ

น้ำเสีย จำนวน 27 รายการ

ลำดับที่	สารมลพิษ	วิธีวิเคราะห์
1	Arsenic	1) Digestion, Hydride Generation/Atomic Absorption Spectrometric Method ^[3]
2	Barium	2) Digestion, Inductively Coupled Plasma Method ^[3]
3	Biochemical Oxygen Demand	Digestion, Inductively Coupled Plasma Method ^[3] 1) 5-Day BOD Test, Azide Modification Method ^[3] 2) 5-Day BOD Test, Membrane Electrode Method ^[3]
4	Cadmium	Digestion, Inductively Coupled Plasma Method ^[3]
5	Chemical Oxygen Demand	Closed Reflux, Titrimetric Method ^[3]
6	Chromium	Digestion, Inductively Coupled Plasma Method ^[3]
7	Color	ADMI Weighted-Ordinate Spectrophotometric Method ^[3]
8	Copper	Digestion, Inductively Coupled Plasma Method ^[3]
9	Cyanide	Distillation, Colorimetric method ^[3]
10	Formaldehyde	Distillation, Colorimetric Method ^[2]
11	Free Chlorine	1) Iodometric Method ^[3] 2) DPD Colorimetric Method ^[3]
12	Hexavalent Chromium	Colorimetric Method ^[3]
13	Lead	1) Digestion, Electrothermal Atomic Absorption Spectrometric Method ^[3] 2) Digestion, Inductively Coupled Plasma Method ^[3]
14	Manganese	Digestion, Inductively Coupled Plasma Method ^[3]
15	Mercury	Digestion, Cold-Vapor Atomic Absorption Spectrometric Method ^[3]
16	Nickel	Digestion, Inductively Coupled Plasma Method ^[3]
17	Oil & Grease	Liquid-Liquid, Partition-Gravimetric Method ^[3]
18	pH	Electrometric Method ^[3]
19	Phenols	Distillation, Direct Photometric Method ^[3]
20	Selenium	1) Digestion, Hydride Generation/Atomic Absorption Spectrometric Method ^[3] 2) Digestion, Inductively Coupled Plasma Method ^[3]
21	Sulfide	Iodometric method ^[3]



(นางจิราญญาณ์ จิตตรกุลวิไล)

ผู้อำนวยการศูนย์มาตรฐานวิธีการวิเคราะห์ทดสอบมลพิษ
และทะเบียนห้องปฏิบัติการ

22 Temperature...

ลำดับที่	สารมลพิษ	วิธีวิเคราะห์
22	Temperature	Laboratory and Field Methods ^[3]
23	Total Dissolved Solids	Dried at 180 °C ^[3]
24	Total Kjeldahl Nitrogen	1) Macro Kjeldahl Method ^[3] 2) Semi-Micro Kjeldahl Method ^[3]
25	Total Suspended Solids	Dried at 103-105 °C ^[3]
26	Trivalent Chromium	Digestion, Inductively Coupled Plasma Method; Colorimetric Method; Calculation ^[3]
27	Zinc	Digestion, Inductively Coupled Plasma Method ^[3]

น้ำใต้ดิน จำนวน 58 รายการ

ลำดับที่	สารมลพิษ	วิธีวิเคราะห์
1	Acetone	Purge and Trap Gas Chromatographic/ Mass Spectrometric Method ^[3]
2	Antimony	Digestion, Inductively Coupled Plasma Method ^[3]
3	Arsenic	1) Digestion, Hydride Generation/Atomic Absorption Spectrometric Method ^[3] 2) Digestion, Inductively Coupled Plasma Method ^[3]
4	Barium	Digestion, Inductively Coupled Plasma Method ^[3]
5	Benzene	Purge and Trap Gas Chromatographic/ Mass spectrometric Method ^[3]
6	Beryllium	Digestion, Inductively Coupled Plasma Method ^[3]
7	Bromodichloromethane	Purge and Trap Gas Chromatographic/ Mass spectrometric Method ^[3]
8	Bromoform	Purge and Trap Gas Chromatographic/ Mass spectrometric Method ^[3]
9	Cadmium	Digestion, Inductively Coupled Plasma Method ^[3]
10	Carbon Disulfide	Purge and Trap Gas Chromatographic/ Mass spectrometric Method ^[3]
11	Carbon Tetrachloride	Purge and Trap Gas Chromatographic/ Mass spectrometric Method ^[3]
12	Chlorobenzene	Purge and Trap Gas Chromatographic/ Mass spectrometric Method ^[3]
13	Chlorodibromomethane	Purge and Trap Gas Chromatographic/ Mass spectrometric Method ^[3]



ลำดับที่	สารมลพิษ	วิธีวิเคราะห์
14	Chloroform	Purge and Trap Gas Chromatographic/ Mass spectrometric Method ^[3]
15	Chromium	Digestion, Inductively Coupled Plasma Method ^[3]
16	Chromium (III)	Digestion, Inductively Coupled Plasma Method; Colorimetric Method; Calculation ^[3]
17	Chromium (VI)	Colorimetric Method ^[3]
18	Cyanide	Colorimetric Method ^[3]
19	1,2-Dichlorobenzene	Purge and Trap Gas Chromatographic/ Mass spectrometric Method ^[3]
20	1,3-Dichlorobenzene	Purge and Trap Gas Chromatographic/ Mass spectrometric Method ^[3]
21	1,4-Dichlorobenzene	Purge and Trap Gas Chromatographic/ Mass spectrometric Method ^[3]
22	1,1-Dichloroethane	Purge and Trap Gas Chromatographic/ Mass spectrometric Method ^[3]
23	1,2-Dichloroethane	Purge and Trap Gas Chromatographic/ Mass spectrometric Method ^[3]
24	1,1-Dichloroethylene	Purge and Trap Gas Chromatographic/ Mass spectrometric Method ^[3]
25	cis-1,2-Dichloroethylene	Purge and Trap Gas Chromatographic/ Mass spectrometric Method ^[3]
26	trans-1,2-Dichloroethylene	Purge and Trap Gas Chromatographic/ Mass spectrometric Method ^[3]
27	1,2-Dichloropropane	Purge and Trap Gas Chromatographic/ Mass spectrometric Method ^[3]
28	1,3-Dichloropropane	Purge and Trap Gas Chromatographic/ Mass spectrometric Method ^[3]
29	1,3-Dichloropropene	Purge and Trap Gas Chromatographic/ Mass spectrometric Method ^[3]
30	Ethylbenzene	Purge and Trap Gas Chromatographic/ Mass spectrometric Method ^[3]
31	Hexachloro-1,3-butadiene	Purge and Trap Gas Chromatographic/ Mass spectrometric Method ^[3]



(นางริกาญจน์ จิตรสกุลไค)

ผู้อำนวยการศูนย์มาตรฐานวิธีการวิเคราะห์ทดสอบมลพิษ
และทะเบียนห้องปฏิบัติการ

ลำดับที่	สารมลพิษ	วิธีวิเคราะห์
32	Lead	1) Digestion, Electrothermal Atomic Absorption Spectrometric Method ^[3] 2) Digestion, Inductively Coupled Plasma Method ^[3]
33	Manganese	Digestion, Inductively Coupled Plasma Method ^[3]
34	Mercury	Digestion, Cold-Vapor Atomic Absorption Spectrometric Method ^[3]
35	Methyl Bromide	Purge and Trap Gas Chromatographic/ Mass spectrometric Method ^[3]
36	Methylene Chloride	Purge and Trap Gas Chromatographic/ Mass spectrometric Method ^[3]
37	Methyl Tert-Butyl Ether	Purge and Trap Gas Chromatographic/ Mass spectrometric Method ^[3]
38	Naphthalene	Purge and Trap Gas Chromatographic/ Mass spectrometric Method ^[3]
39	Nickel	Digestion, Inductively Coupled Plasma Method ^[3]
40	pH	Electrometric method ^[3]
41	Selenium	1) Digestion, Hydride Generation/Atomic Absorption Spectrometric Method ^[3] 2) Digestion, Inductively Coupled Plasma Method ^[3]
42	Silver	Digestion, Inductively Coupled Plasma Method ^[3]
43	Styrene	Purge and Trap Gas Chromatographic/ Mass spectrometric Method ^[3]
44	1,1,2,2-Tetrachloroethane	Purge and Trap Gas Chromatographic/ Mass spectrometric Method ^[3]
45	Tetrachloroethylene	Purge and Trap Gas Chromatographic/ Mass spectrometric Method ^[3]
46	Toluene	Purge and Trap Gas Chromatographic/ Mass spectrometric Method ^[3]
47	1,2,4-Trichlorobenzene	Purge and Trap Gas Chromatographic/ Mass spectrometric Method ^[3]
48	1,1,1-Trichloroethane	Purge and Trap Gas Chromatographic/ Mass spectrometric Method ^[3]
49	1,1,2-Trichloroethane	Purge and Trap Gas Chromatographic/ Mass spectrometric Method ^[3]

วิภา

ลำดับที่	สารมลพิษ	วิธีวิเคราะห์
50	Trichloroethylene	Purge and Trap Gas Chromatographic/ Mass spectrometric Method ^[3]
51	1,3,5-Trimethylbenzene	Purge and Trap Gas Chromatographic/ Mass spectrometric Method ^[3]
52	Vanadium	Digestion, Inductively Coupled Plasma Method ^[3]
53	Vinyl Chloride	Purge and Trap Gas Chromatographic/ Mass spectrometric Method ^[3]
54	m-Xylene	Purge and Trap Gas Chromatographic/ Mass spectrometric Method ^[3]
55	o-Xylene	Purge and Trap Gas Chromatographic/ Mass spectrometric Method ^[3]
56	p-Xylene	Purge and Trap Gas Chromatographic/ Mass spectrometric Method ^[3]
57	Xylene (Total)	Purge and Trap Gas Chromatographic/ Mass spectrometric Method ^[3]
58	Zinc	Digestion, Inductively Coupled Plasma Method ^[3]

อากาศเสีย (ปล่อยระบาย) จำนวน 26 รายการ

ลำดับที่	สารมลพิษ	วิธีวิเคราะห์
1	Antimony	Isokinetic Sampling, Digestion, Inductively Coupled Plasma Method ^[4]
2	Arsenic	1) Isokinetic Sampling, Digestion, Hydride Generation/Atomic Absorption Spectrometric Method ^[4] 2) Isokinetic Sampling, Digestion, Inductively Coupled Plasma Method ^[4]
3	Beryllium	Isokinetic Sampling, Digestion, Inductively Coupled Plasma Method ^[4]
4	Cadmium	Isokinetic Sampling, Digestion, Inductively Coupled Plasma Method ^[4]
5	Carbon Monoxide	Instrumental Analyzer Method ^[4]
6	Chlorine	1) Absorption Sampling, Ion Chromatographic Method ^[4] 2) Isokinetic Sampling, Ion Chromatographic Method ^[4]

วิมล

(นางวิภาญจน์ ฉัตรสกุลวิไล)

ผู้อำนวยการกลุ่มมาตรฐานวิธีการวิเคราะห์ทดสอบมลพิษ
และทะเบียนห้องปฏิบัติการ

7 Chromium...

ลำดับที่	สารมลพิษ	วิธีวิเคราะห์
7	Chromium	Isokinetic Sampling, Digestion, Inductively Coupled Plasma Method ^[4]
8	Cobalt	Isokinetic Sampling, Digestion, Inductively Coupled Plasma Method ^[4]
9	Copper	Isokinetic Sampling, Digestion, Inductively Coupled Plasma Method ^[4]
10	Dioxin/Furans	Isokinetic Sampling ^[4]
11	Hydrogen Chloride	1) Absorption Sampling, Ion Chromatographic Method ^[4] 2) Isokinetic Sampling, Ion Chromatographic Method ^[4]
12	Hydrogen Fluoride	1) Absorption Sampling, Ion Chromatographic Method ^[4] 2) Isokinetic Sampling, Ion Chromatographic Method ^[4]
13	Hydrogen Sulfide	Absorption Sampling, Iodometric Method ^[4]
14	Lead	1) Isokinetic Sampling, Digestion, Direct Air-Acetylene Flame Method ^[4] 2) Isokinetic Sampling, Digestion, Inductively Coupled Plasma Method ^[4]
15	Manganese	Isokinetic Sampling, Digestion, Inductively Coupled Plasma Method ^[4]
16	Mercury	Isokinetic Sampling, Digestion, Cold-Vapor Atomic Absorption Spectrometric Method ^[4]
17	Nickel	Isokinetic Sampling, Digestion, Inductively Coupled Plasma Method ^[4]
18	Opacity	Ringelmann's Method ^[1]
19	Oxide of Nitrogen	1) Absorption Sampling, Phenoldisulfonic acid Method ^[4] 2) Instrumental Analyzer Method ^[4]
20	Selenium	1) Isokinetic Sampling, Digestion, Hydride Generation/Atomic Absorption Spectrometric Method ^[4] 2) Isokinetic Sampling, Digestion, Inductively Coupled Plasma Method ^[4]

วิมล

(นางวิภาณูจน์ นิตกรกุลวิไล)

ผู้อำนวยการกลุ่มมาตรฐานวิธีการวิเคราะห์ทดสอบมลพิษ
และระเบียบห้องปฏิบัติการ

21 Sulfur...

ลำดับที่	สารมลพิษ	วิธีวิเคราะห์
21	Sulfur Dioxide	1) Absorption Sampling, Barium-Thorin Titrimetric Method ^[4] 2) Isokinetic Sampling, Barium-Thorin Titrimetric Method ^[4] 3) Instrumental Analyzer Method ^[4]
22	Sulfuric Acid	Isokinetic Sampling, Barium-Thorin Titrimetric Method ^[4]
23	Tin	Isokinetic Sampling, Digestion, Inductively Coupled Plasma Method ^[4]
24	Total Suspended Particulate	Isokinetic Sampling, Gravimetric Method ^[4]
25	Vanadium	Isokinetic Sampling, Digestion, Inductively Coupled Plasma Method ^[4]
26	Xylene	Adsorption Sampling, Gas Chromatographic Method ^[4]

สิ่งปฏิกูลหรือวัสดุที่ไม่ใช้แล้ว จำนวน 20 รายการ

ลำดับที่	สารมลพิษ	วิธีวิเคราะห์
1	Antimony	Digestion, Inductively Coupled Plasma Method ^[5,8]
2	Arsenic	1) Digestion, Hydride Generation/Atomic Absorption Spectrometric Method ^[5,9] 2) Digestion, Inductively Coupled Plasma Method ^[5,8]
3	Barium	Digestion, Inductively Coupled Plasma Method ^[5,8]
4	Beryllium	Digestion, Inductively Coupled Plasma Method ^[5,8]
5	Cadmium	Digestion, Inductively Coupled Plasma Method ^[5,8]
6	Chromium	Digestion, Inductively Coupled Plasma Method ^[5,8]
7	Chromium (III)	Digestion, Inductively Coupled Plasma Method; Alkaline Digestion, Colorimetric Method; Calculation Method ^[5,6,8,10]
8	Chromium (VI)	Alkaline Digestion, Colorimetric Method ^[6,10]
9	Cobalt	Digestion, Inductively Coupled Plasma Method ^[5,8]
10	Copper	Digestion, Inductively Coupled Plasma Method ^[5,8]
11	Lead	Digestion, Inductively Coupled Plasma Method ^[5,8]
12	Mercury	Digestion, Cold-Vapor Atomic Absorption Spectrometric Method ^[11]
13	Molybdenum	Digestion, Inductively Coupled Plasma Method ^[5,8]
14	Nickel	Digestion, Inductively Coupled Plasma Method ^[5,8]

วิมล

(นางวิมล ธีรสถกุลวิไล)

ผู้อำนวยการศูนย์มาตรฐานวิธีการวิเคราะห์ทดสอบมลพิษ
กระทรวงมหาดไทย

15 pH...

ลำดับที่	สารมลพิษ	วิธีวิเคราะห์
15	pH	Electrometric Method ^[14]
16	Selenium	1) Digestion, Hydride Generation/Atomic Absorption Spectrometric Method ^[5,12] 2) Digestion, Inductively Coupled Plasma Method ^[5,8]
17	Silver	Digestion, Inductively Coupled Plasma Method ^[5,8]
18	Thallium	Digestion, Inductively Coupled Plasma Method ^[5,8]
19	Vanadium	Digestion, Inductively Coupled Plasma Method ^[5,8]
20	Zinc	Digestion, Inductively Coupled Plasma Method ^[5,8]

ดิน จำนวน 56 รายการ

ลำดับที่	สารมลพิษ	วิธีวิเคราะห์
1	Acetone	Purge and Trap, Gas Chromatographic/Mass Spectrometric Method ^[7,13]
2	Antimony	Digestion, Inductively Coupled Plasma Method ^[5,8]
3	Arsenic	1) Digestion, Hydride Generation/Atomic Absorption Spectrometric Method ^[5,9] 2) Digestion, Inductively Coupled Plasma Method ^[5,8]
4	Barium	Digestion, Inductively Coupled Plasma Method ^[5,8]
5	Benzene	Purge and Trap, Gas Chromatographic/Mass Spectrometric Method ^[7,13]
6	Beryllium	Digestion, Inductively Coupled Plasma Method ^[5,8]
7	Bromodichloromethane	Purge and Trap, Gas Chromatographic/Mass Spectrometric Method ^[7,13]
8	Bromoform	Purge and Trap, Gas Chromatographic/Mass Spectrometric Method ^[7,13]
9	Cadmium	Digestion, Inductively Coupled Plasma Method ^[5,8]
10	Carbon Disulfide	Purge and Trap, Gas Chromatographic/Mass Spectrometric Method ^[7,13]
11	Carbon Tetrachloride	Purge and Trap, Gas Chromatographic/Mass Spectrometric Method ^[7,13]
12	Chlorobenzene	Purge and Trap, Gas Chromatographic/Mass Spectrometric Method ^[7,13]
13	Chlorodibromomethane	Purge and Trap, Gas Chromatographic/Mass Spectrometric Method ^[7,13]

รศ.ดร.วิมล

ลำดับที่	สารมลพิษ	วิธีวิเคราะห์
14	Chloroform	Purge and Trap, Gas Chromatographic/ Mass Spectrometric Method ^[7,13]
15	Chromium	Digestion, Inductively Coupled Plasma Method ^[5,8]
16	Chromium (III)	Digestion, Inductively Coupled Plasma Method; Colorimetric Method; Calculation Method ^[5,7,9,11]
17	Chromium (VI)	Alkaline Digestion, Colorimetric Method ^[7,11]
18	1,2-Dichlorobenzene	Purge and Trap, Gas Chromatographic/ Mass Spectrometric Method ^[7,13]
19	1,3-Dichlorobenzene	Purge and Trap, Gas Chromatographic/ Mass Spectrometric Method ^[7,13]
20	1,4-Dichlorobenzene	Purge and Trap, Gas Chromatographic/ Mass Spectrometric Method ^[7,13]
21	1,1-Dichloroethane	Purge and Trap, Gas Chromatographic/ Mass Spectrometric Method ^[7,13]
22	1,2-Dichloroethane	Purge and Trap, Gas Chromatographic/ Mass Spectrometric Method ^[7,13]
23	1,1-Dichloroethylene	Purge and Trap, Gas Chromatographic/ Mass Spectrometric Method ^[7,13]
24	cis-1,2-Dichloroethylene	Purge and Trap, Gas Chromatographic/ Mass Spectrometric Method ^[7,13]
25	trans-1,2-Dichloroethylene	Purge and Trap, Gas Chromatographic/ Mass Spectrometric Method ^[7,13]
26	1,2-Dichloropropane	Purge and Trap, Gas Chromatographic/ Mass Spectrometric Method ^[7,13]
27	1,3-Dichloropropane	Purge and Trap, Gas Chromatographic/ Mass Spectrometric Method ^[7,13]
28	1,3-Dichloropropene	Purge and Trap, Gas Chromatographic/ Mass Spectrometric Method ^[7,13]
29	Ethylbenzene	Purge and Trap, Gas Chromatographic/ Mass Spectrometric Method ^[7,13]
30	Hexachloro-1,3-butadiene	Purge and Trap, Gas Chromatographic/ Mass Spectrometric Method ^[7,13]
31	Lead	Digestion, Inductively Coupled Plasma Method ^[5,8]
32	Manganese	Digestion, Inductively Coupled Plasma Method ^[5,8]
33	Mercury	Digestion, Cold-Vapor Atomic Absorption Spectrometric Method ^[11]

วิมล

ลำดับที่	สารมลพิษ	วิธีวิเคราะห์
34	Methyl Bromide	Purge and Trap, Gas Chromatographic/ Mass Spectrometric Method ^[7,13]
35	Methylene Chloride	Purge and Trap, Gas Chromatographic/ Mass Spectrometric Method ^[7,13]
36	Methyl Tert-Butyl Ether	Purge and Trap, Gas Chromatographic/ Mass Spectrometric Method ^[7,13]
37	Naphthalene	Purge and Trap, Gas Chromatographic/ Mass Spectrometric Method ^[7,13]
38	Nickel	Digestion, Inductively Coupled Plasma Method ^[5,8]
39	Selenium	1) Digestion, Hydride Generation/Atomic Absorption Spectrometric Method ^[5,12] 2) Digestion, Inductively Coupled Plasma Method ^[5,8]
40	Silver	Digestion, Inductively Coupled Plasma Method ^[5,8]
41	Styrene	Purge and Trap, Gas Chromatographic/ Mass Spectrometric Method ^[7,13]
42	1,1,2,2-Tetrachloroethane	Purge and Trap, Gas Chromatographic/ Mass Spectrometric Method ^[7,13]
43	Tetrachloroethylene	Purge and Trap, Gas Chromatographic/ Mass Spectrometric Method ^[7,13]
44	Toluene	Purge and Trap, Gas Chromatographic/ Mass Spectrometric Method ^[7,13]
45	1,2,4-Trichlorobenzene	Purge and Trap, Gas Chromatographic/ Mass Spectrometric Method ^[7,13]
46	1,1,1-Trichloroethane	Purge and Trap, Gas Chromatographic/ Mass Spectrometric Method ^[7,13]
47	1,1,2-Trichloroethane	Purge and Trap, Gas Chromatographic/ Mass Spectrometric Method ^[7,13]
48	Trichloroethylene	Purge and Trap, Gas Chromatographic/ Mass Spectrometric Method ^[7,13]
49	1,3,5-Trimethylbenzene	Purge and Trap, Gas Chromatographic/ Mass Spectrometric Method ^[7,13]
50	Vanadium	Digestion, Inductively Coupled Plasma Method ^[5,8]
51	Vinyl Chloride	Purge and Trap, Gas Chromatographic/ Mass Spectrometric Method ^[7,13]

วิมล

ลำดับที่	สารมลพิษ	วิธีวิเคราะห์
52	m-Xylene	Purge and Trap, Gas Chromatographic/ Mass Spectrometric Method ^[7,13]
53	o-Xylene	Purge and Trap, Gas Chromatographic/ Mass Spectrometric Method ^[7,13]
54	p-Xylene	Purge and Trap, Gas Chromatographic/ Mass Spectrometric Method ^[7,13]
55	Xylene (Total)	Purge and Trap, Gas Chromatographic/ Mass Spectrometric Method ^[7,13]
56	Zinc	Digestion, Inductively Coupled Plasma Method ^[5,8]

เอกสารอ้างอิง

1. กระทรวงอุตสาหกรรม. ประกาศกระทรวงอุตสาหกรรม, พ.ศ. 2549. เรื่อง กำหนดค่าปริมาณเขม่าควันที่เจือปนในอากาศที่ระบายออกจากปล่องของหม้อน้ำโรงสีข้าวที่ใช้กลบเป็นเชื้อเพลิง.

ราชกิจจานุเบกษา. 4 ธันวาคม 2549. เล่มที่ 123 ตอนพิเศษ 125ง.

2. สมาคมวิศวกรรมสิ่งแวดล้อมแห่งประเทศไทย. คู่มือวิเคราะห์น้ำเสีย. พิมพ์ครั้งที่ 4. กรุงเทพฯ: เรือนแก้วการพิมพ์, 2547.

3. APHA, AWWA, WEF. **Standard Methods for the Examination of Water and Wastewater**. 23rd ed. Washington, DC: APHA, 2017.

4. United States Environmental Protection Agency. **Standards of Performance for New Stationary Sources**. 40 CFR 60. Appendix A, 2019.


5. United States Environmental Protection Agency. Test Methods for Evaluation Solid Waste Physical/Chemical Methods. **Acid Digestion of Sediments, Sludges, and Soils. SW-846 Method 3050B**, 1996.

6. United States Environmental Protection Agency. Test Methods for Evaluation Solid Waste Physical/Chemical Methods. **Alkaline Digestion for Hexavalent Chromium. SW-846 Method 3060A**, 1996.

7. United States Environmental Protection Agency. Test Methods for Evaluation Solid Waste Physical/Chemical Methods. **Closed-System Purge-and-Trap and Extraction for Volatile Organics in Soil and Waste Samples. SW-846 Method 5035A**, 2002.

8. United States Environmental Protection Agency. Test Methods for Evaluation Solid Waste Physical/Chemical Methods. **Inductively Coupled Plasma-optical Emission Spectrometry. SW-846 Method 6010D**, 2018

9. United States Environmental Protection Agency. Test Methods for Evaluation Solid Waste Physical/Chemical Methods. **Antimony and Arsenic (Atomic Absorption, Borohydride ReductionX. SW-846 Method 7062**, 1992.


 (นางวิภาญจน์ จิตรสกุลวิไล)
 ผู้อำนวยการกลุ่มมาตรฐานวิธีการวิเคราะห์ทดสอบมลพิษ
 และทะเบียนห้องปฏิบัติการ

10. United...

10. United States Environmental Protection Agency. Test Methods for Evaluation Solid Waste Physical/Chemical Methods. **Chromium, Hexavalent (Colorimetric), SW-846 Method 7196A**, 1992.
11. United States Environmental Protection Agency. Test Methods for Evaluation Solid Waste Physical/Chemical Methods. **Mercury in Solid or Semisolid Waste (Manual Cold-Vapor Technique, SW-846 Method 7471B**, 2007.
12. United States Environmental Protection Agency. Test Methods for Evaluation Solid Waste Physical/Chemical Methods. **Selenium (Atomic Absorption, Borohydride Reduction), SW-846 Method 7742**, 1994.
13. United States Environmental Protection Agency. Test Methods for Evaluation Solid Waste Physical/Chemical Methods. **Volatile Organic Compounds by Gas Chromatography/ Mass Spectrometry (GC/MS). SW-846 Method 8260D**, 2018.
14. United States Environmental Protection Agency. Test Methods for Evaluation Solid Waste Physical/Chemical Methods. **Solid and Waste pH. SW-846 Method 9045D**, 2004.



(นางวิภาญจน์ อัครสกุลวิไล)

ผู้อำนวยการกลุ่มมาตรฐานวิธีการวิเคราะห์ทดสอบมลพิษ
และทะเบียนห้องปฏิบัติการ

ที่ อก ๐๓๑๐(๑)/ ๒๐๓ ๙



กรมโรงงานอุตสาหกรรม
ถนนพระรามที่ ๖ แขวงทุ่งพญาไท
เขตราชเทวี กรุงเทพฯ ๑๐๔๐๐

๑๐ กุมภาพันธ์ ๒๕๖๕

เรื่อง เปลี่ยนแปลงสารมลพิษที่วิเคราะห์

เรียน กรรมการผู้จัดการ บริษัท เอ็นไวรอนเมนต์ รีเสิร์ช แอนด์ เทคโนโลยี จำกัด

อ้างถึง คำขอขึ้นทะเบียน/ต่ออายุ/เปลี่ยนแปลงบุคลากร และชนิดสารมลพิษของห้องปฏิบัติการวิเคราะห์เอกชน
ลงวันที่ ๒๔ ธันวาคม ๒๕๖๔

สิ่งที่ส่งมาด้วย เอกสารแนบท้ายหนังสือเปลี่ยนแปลงสารมลพิษที่วิเคราะห์

บริษัท เอ็นไวรอนเมนต์ รีเสิร์ช แอนด์ เทคโนโลยี จำกัด จำนวน ๑ แผ่น

ตามหนังสือที่อ้างถึง บริษัท เอ็นไวรอนเมนต์ รีเสิร์ช แอนด์ เทคโนโลยี จำกัด ห้องปฏิบัติการ
วิเคราะห์เอกชน เลขทะเบียน ว-๐๙๙ สถานที่ตั้งเลขที่ ๒๕/๑๑๔ หมู่ที่ ๖ ซอยชินเขต ๑ ถนนงามวงศ์วาน
แขวงทุ่งสองห้อง เขตหลักสี่ กรุงเทพมหานคร ขอเปลี่ยนแปลงสารมลพิษที่วิเคราะห์ ความละเอียดแจ้งแล้ว นั้น

กรมโรงงานอุตสาหกรรมพิจารณาแล้วให้ บริษัท เอ็นไวรอนเมนต์ รีเสิร์ช แอนด์ เทคโนโลยี
จำกัด เพิ่มขอบข่ายสารมลพิษที่ได้รับขึ้นทะเบียนให้วิเคราะห์ในดิน ตามสิ่งที่ส่งมาด้วย

อนึ่ง หนังสือฉบับนี้จะหมดอายุพร้อมหนังสือต่ออายุรับขึ้นทะเบียนห้องปฏิบัติการวิเคราะห์เอกชน
ที่ อก ๐๓๑๐(๑)/๗๓๒๕ ลงวันที่ ๒๙ กรกฎาคม ๒๕๖๔ คือในวันที่ ๑๘ พฤษภาคม ๒๕๖๗ ทั้งนี้ สามารถยื่น
คำขอผ่านระบบอิเล็กทรอนิกส์ได้ที่หน้าเว็บไซต์กรมโรงงานอุตสาหกรรม ตาม QR Code ท้ายหนังสือฉบับนี้

จึงเรียนมาเพื่อทราบ

ขอแสดงความนับถือ

(นางจินดา เดชะศรีนทร์)

ผู้อำนวยการกองวิจัยและเตือนภัยมลพิษโรงงาน
ปฏิบัติราชการแทนอธิบดีกรมโรงงานอุตสาหกรรม



ยื่นคำขอผ่านระบบอิเล็กทรอนิกส์

กองวิจัยและเตือนภัยมลพิษโรงงาน

กลุ่มมาตรฐานวิธีการวิเคราะห์ทดสอบมลพิษและทะเบียนห้องปฏิบัติการ

โทร. ๐ ๒๔๓๐ ๖๓๑๒ ต่อ ๒๑๐๓-๕ โทรสาร ๐ ๒๔๓๐ ๖๓๑๒ ต่อ ๒๑๙๙

ไปรษณีย์อิเล็กทรอนิกส์ saraban@diw.mail.go.th

เอกสารแนบท้ายหนังสือเปลี่ยนแปลงสารมลพิษที่วิเคราะห์

บริษัท เอ็นไวรอนเม้นท์ รีเสิร์ช แอนด์ เทคโนโลยี จำกัด

เลขทะเบียน ว-๐๙๙

ที่ อก ๐๓๑๐(๑)/ ๒๐๓๙

ลงวันที่ ๑๐ กุมภาพันธ์ ๒๕๖๕

ขอขยายสารมลพิษที่ได้รับขึ้นทะเบียนจากกรมโรงงานอุตสาหกรรม จำนวน ๓ รายการ

ดิน จำนวน 3 รายการ

ลำดับที่	สารมลพิษ	วิธีวิเคราะห์
1	TPH (C ₅ – C ₈)	Purge and Trap, Gas Chromatographic Method ^[2,3]
2	TPH (C _{>8} – C ₁₆)	Ultrasonic Extraction, Gas Chromatographic Method ^[1,3]
3	TPH (C _{>16} – C ₃₅)	Ultrasonic Extraction, Gas Chromatographic Method ^[1,3]

เอกสารอ้างอิง

1. United States Environmental Protection Agency. Test Methods for Evaluation Solid Waste Physical/Chemical Methods. **Ultrasonic Extraction. SW-846 Method 3550C**, 2007.
2. United States Environmental Protection Agency. Test Methods for Evaluation Solid Waste Physical/Chemical Methods. **Closed System Purge and Trap and Extraction for Volatile Organics in Soil and Waste Sample. SW-846 Method 5035A**, 2002.
3. United States Environmental Protection Agency. Test Methods for Evaluation Solid Waste Physical/Chemical Methods. **Nonhalogenated Organics Using GC/FID. SW-846 Method 8015D**, 2003

ภาคผนวกที่ 5

เอกสารสอบเทียบเครื่องมือตรวจวัด

Calibration Report

Customer Name : Korachindustry Co., Ltd.
Address : 138 Moo 18, Nong Rawiang, Phimai, Nakhon Ratchasima 30110
Project Name : โครงการโรงไฟฟ้าชีวมวลโครงการ 3 (SPP Hybrid Firm)
Sampling Date : January - June, 2022

Ambient

Item	Equipment	Manufacturer	Model	Serial Number	Calibration Date
1	TSP High-volume No. C23	Local	HIVOL-BBCBE	4032	January 25, 2022
2	TSP High-volume No. C21	Local	HIVOL-BBCBE	B-TSP-C20	January 25, 2022
3	TSP High-volume No. C20	Local	HIVOL-BBCBE	B-TSP-C19	January 25, 2022
4	TSP High-volume No. C17	Local	HIVOL-BBCBE	PM10 202002	January 25, 2022
5	High-volume PM-10 No. 13	Andersen Instrument	HIVOL-BMBBE	4654	January 25, 2022
6	High-volume PM-10 No. 16	Andersen Instrument	HIVOL-BMBBE	2216	January 25, 2022
7	High-volume PM-10 No. 15	Andersen Instrument	HIVOL-BMBBE	B2012-10	January 25, 2022
8	High-volume PM-10 No. 2	Thermo Andersen	HIVOL-BMBBE	610-644	January 25, 2022
9	Orifice	TISCH Environmental	TE-5025A	3362	July 26, 2021
10	Electronic Balance	Mettler Toledo	AB204-S	1123103723	January 4, 2022
11	NOx Analyzer	HORIBA	APNA-360	8517870114	January 26, 2022
12	NOx Analyzer	API	200A	1464	January 26, 2022
13	NOx Analyzer	API	200A	56	January 26, 2022
14	NOx Analyzer	API	200A	1975	January 26, 2022
15	SO ₂ Analyzer	Thermo	43c	73370-373	January 26, 2022

Calibration Report

Customer Name : Korachindustry Co., Ltd.
Address : 138 Moo 18, Nong Rawiang, Phimai, Nakhon Ratchasima 30110
Project Name : โครงการโรงไฟฟ้าชีวมวลโครงการ 3 (SPP Hybrid Firm)
Sampling Date : January - June, 2022

Ambient

Item	Equipment	Manufacturer	Model	Serial Number	Calibration Date
16	SO ₂ Analyzer	Thermo	43c	64390-343/2	January 26, 2022
17	SO ₂ Analyzer	Thermo	43i-BNSAA	CM14430003	January 26, 2022
18	SO ₂ Analyzer	Thermo	43i-BNSAA	CM14430001	January 26, 2022
19	CO Analyzer	Horiba	APMA-370	C06YT0NC	January 26, 2022
20	CO Analyzer	Horiba	APMA-370	3VJ73T6X	January 26, 2022
21	CO Analyzer	Horiba	APMA-360	576876074	January 26, 2022
22	CO Analyzer	Thermo	48C	0415406563	January 26, 2022
23	WS/WD NO.16	Davis Instruments	Wizard III	WC40801A97	August 6, 2021
24	Acoustic Calibrator	LARSON DAVIS	CAL150	2197	July 28, 2021
25	Sound Level Meter	Rion	NL-21	00909616	January 25, 2022
26	Sound Level Meter	Rion	NL-42	00157509	January 25, 2022
27	Sound Level Meter	Rion	NL-42	00221308	January 25, 2022
28	Sound Level Meter	BSWA TECH	BSWA 309	570117	January 25, 2022
29	Sound Level Meter	Rion	NL-42	00221384	January 25, 2022
30	Sound Level Meter	BSWA TECH	BSWA 309	570108	January 25, 2022
31	Sound Level Meter	Rion	NL-42	00157458	January 25, 2022

Calibration Report


Customer Name : Korachindustry Co., Ltd.
Address : 138 Moo 18, Nong Rawiang, Phimai, Nakhon Ratchasima 30110
Project Name : โครงการโรงไฟฟ้าชีวมวลโครงการ 3 (SPP Hybrid Firm)
Sampling Date : January - June, 2022

Ambient

Item	Equipment	Manufacturer	Model	Serial Number	Calibration Date
32	Sound Level Meter	Rion	NL-21	00410178	January 25, 2022
33	Sound Level Meter	BSWA TECH	BSWA 309	590085	January 25, 2022
34	Sound Level Meter	Rion	NL-21	00954570	January 25, 2022



(Ms. Napajirut Muenwong)
Environmental Scientist

(Ms. Panicha Promchai)
Laboratory Supervisor

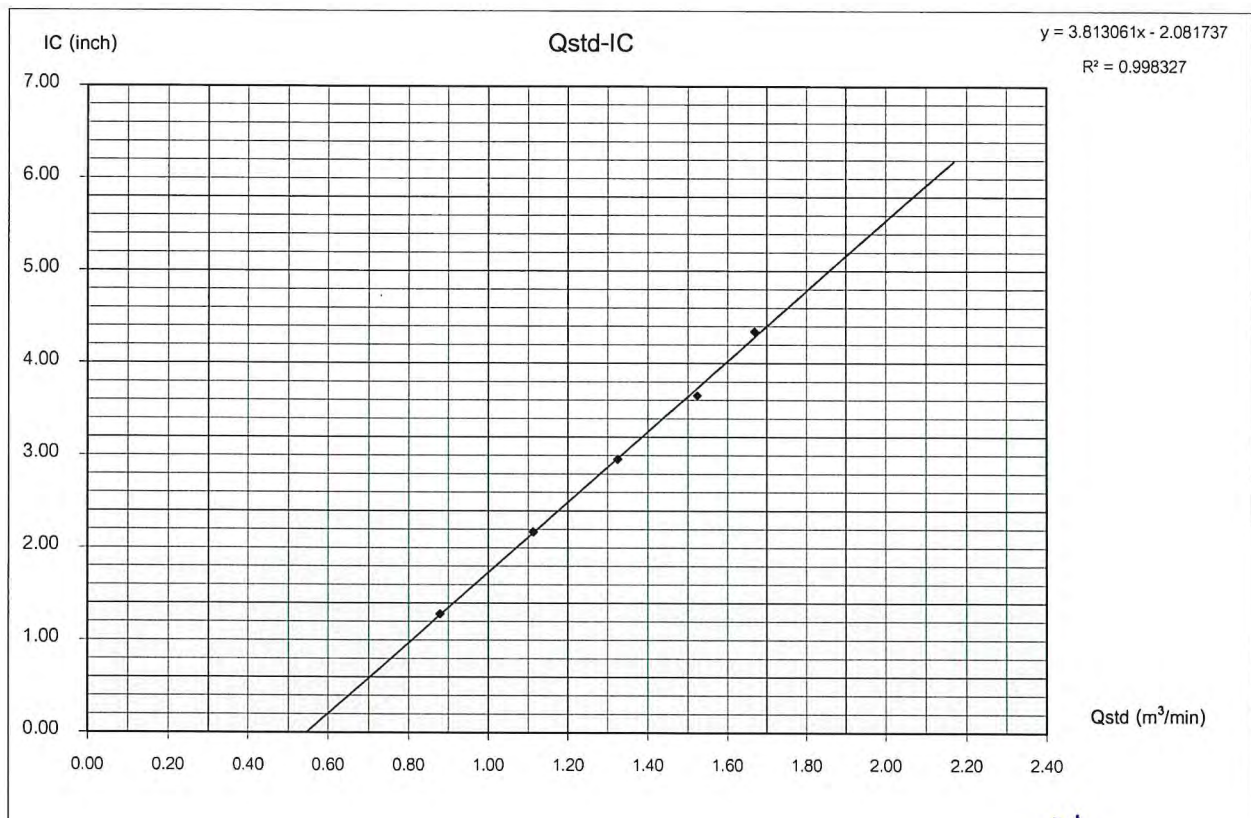
TSP HIGH VOLUME AIR SAMPLER CALIBRATION REPORT

Sampler Location				Date	January 25, 2022
โรงเรียนหนองบัวล้อย				Start Time	11:48 AM
Sampler Number	TSP No.C23	Transfer Standard Type	Orifice	Stop Time	11:58 AM
Instrument Model	HIVOL-BBCBE	Calibrator Model	TE-5025A	Calibrated By	Mr.Nigul Phokhamla
Motor Serial Number	4032	Calibrator Serial Number	3362		
Recorder Serial Number	-				

Plate	(Delta H)			(A)	(X)	(I)	(Y)	Temperature	Barometric	Start	Stop
No.	Pressure Drop Across Orifice (mH ₂ O)			$[\Delta H_2O(Pa/P_{std})(T_{std}/Ta)]^{1/2}$	$Q_{std} = (1/m)[(A-b)]$ (m ³ /min)	Sample Flow Rate Indication (inch)	$IC = [[(Pa/P_{std})(T_{std}/Ta)]^{1/2}$	(*K = °C+273)	Pressure (mmHg)	Meter	Meter
	Positive	Negative	ΔH ₂ O								
5	1.5	1.5	3.0	1.70981	0.87998	1.3	1.28	305.0	758.0		
7	2.4	2.4	4.8	2.16275	1.11285	2.2	2.17	305.0	758.0		
10	3.4	3.4	6.8	2.57419	1.32438	3.0	2.96	305.0	758.0		
13	4.5	4.5	9.0	2.96147	1.52349	3.7	3.65	305.0	758.0		
18	5.4	5.4	10.8	3.24413	1.66881	4.4	4.34	305.0	758.0		
Linear Regression Y ON X : Y= mX + b							Average	305.0	758.0		
1	Slope (m)			1.94506	Linear Equation			r ²	0.998327	Pstd(mmHg)	760.0
2	Intercept (b)			-0.00181	Set Point Flow Rate (X) (m ³ /min)		1.133	r	0.9991631	T _{NTP}	298.0
3	Correlation Coefficient (r)			0.99999	Final Set Flow Rate = (I)		0	(Pa/Pstd)*(Tstd/Ta)		0.974477998	
Result								C=(Pa/Pstd)*(Tstd/Ta)^0.5		0.987156522	

COMMENT

Andersen Instruments, Inc.



Checked By

Suthin m. (11246)
(Mr. Prayun Detkla)
Technician

Approved By
envi research
ENVIRONMENT RESEARCH & TECHNOLOGY CO., LTD.

(Mr. Pantupon Podang)
Environmental Scientist

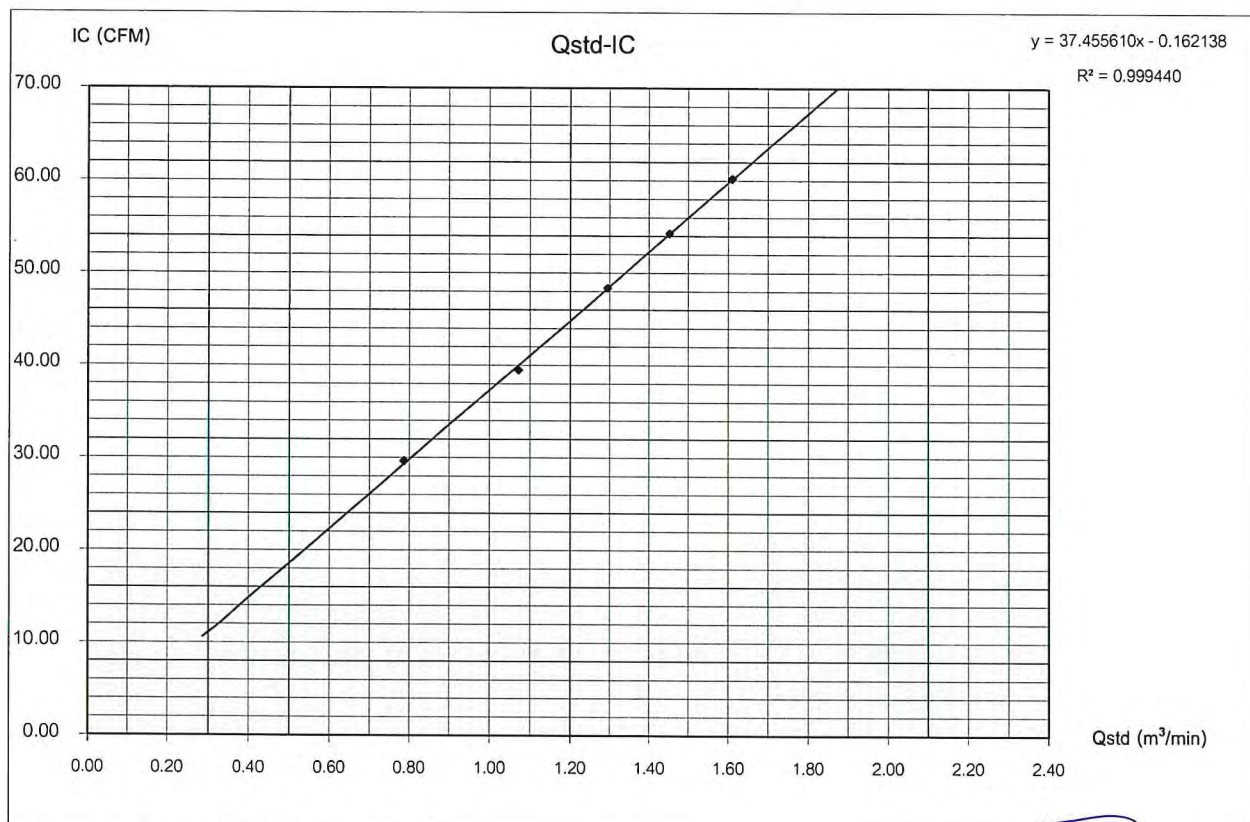
PM10 HIGH VOLUME AIR SAMPLER CALIBRATION REPORT

Sampler Location				Date	January 25, 2022
โรงเรียนหนองบัวลอย				Start Time	11:59 AM
Sampler Number	PM-10 No.13	Transfer Standard Type	Orifice	Stop Time	12:09 PM
Instrument Model	HIVOL-BMBBE	Calibrator Model	TE-5025A	Calibrated By	Mr.Nigul Phokhamla
Motor Serial Number	0604-417	Calibrator Serial Number	3362		
Recorder Serial Number	4654				

Plate No.	(Delta H)			(A)	(X)	(I)	(Y)	Temperature	Barometric Pressure	Start Meter	Stop Meter
	Pressure Drop Across Orifice (inH ₂ O)			[ΔH ₂ O(Pa/P _{std})(T _{std} /Ta)] ^{1/2}	Qstd = (1/m)[(A-b)] (m ³ /min)	ample Flow Rate Indicato (ft ³ /min)	IC = I[(Pa/P _{std})(T _{std} /Ta)] ^{1/2}	Temperature (°K = °C+273)	Barometric Pressure (mmHg)	Start Meter	Stop Meter
	Positive	Negative	ΔH ₂ O								
5	1.3	1.3	2.6	1.59174	0.78726	30.0	29.61	305.0	758.0		
7	2.4	2.4	4.8	2.16275	1.07137	40.0	39.49	305.0	758.0		
10	3.5	3.5	7.0	2.61177	1.29479	49.0	48.37	305.0	758.0		
13	4.4	4.4	8.8	2.92838	1.45232	55.0	54.29	305.0	758.0		
18	5.4	5.4	10.8	3.24413	1.60942	61.0	60.22	305.0	758.0		
Linear Regression Y ON X : Y= mX + b							Average	305.0	758.0		
1	Slope (m)			2.00980	Linear Equation			r ²	0.999440	Pstd(mmHg)	760.0
2	Intercept (b)			0.00951	Set Point Flow Rate (X) (m ³ /min)		1.133	r	0.99972	T _{NTP}	298.0
3	Correlation Coefficient (r)			0.99999	Final Set Flow Rate = (I)		0	(Pa/Pstd)*(Tstd/Ta)		0.974477998	
Result								C=(Pa/Pstd)*(Tstd/Ta)^0.5		0.987156522	

COMMENT

Andersen Instruments, Inc.



Checked By

Suthin m. (unc)
(Mr. Prayun Detkla)
Technician

envi research
ENVIRONMENT RESEARCH & TECHNOLOGY CO., LTD.

Approved By

(Mr. Parupon Podang)
Environmental Scientist

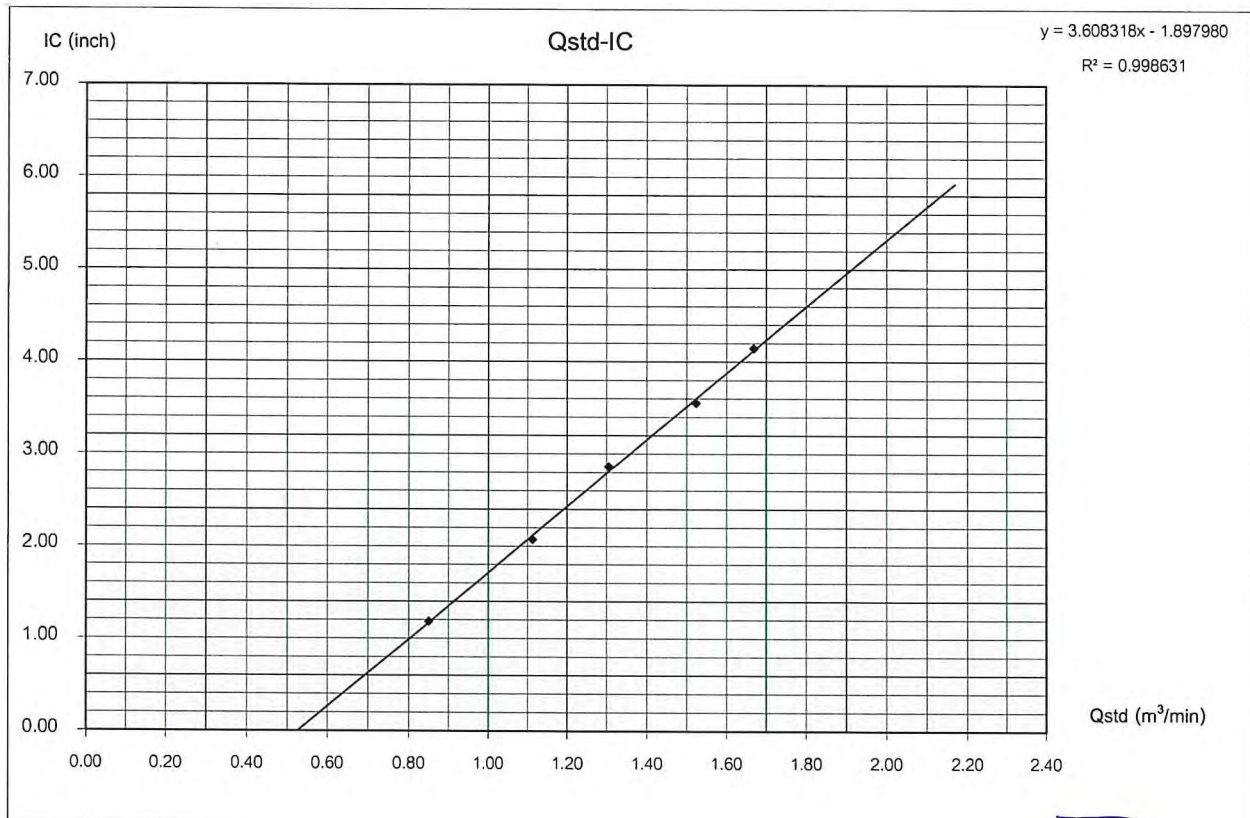
TSP HIGH VOLUME AIR SAMPLER CALIBRATION REPORT

Sampler Location				Date	January 25, 2022
โรงเรียนนิคมสร้างตนเองพินาย 4				Start Time	11:20 AM
Sampler Number	TSP No.C21	Transfer Standard Type	Orifice	Stop Time	11:30 AM
Instrument Model	HIVOL-BBCBE	Calibrator Model	TE-5025A	Calibrated By	Mr.Nigul Phokhamla
Motor Serial Number	B-TSP-C20	Calibrator Serial Number	3362		
Recorder Serial Number	-				

Plate No.	(Delta H)			(A)	(X)	(I)	(Y)	Temperature	Barometric Pressure	Start Meter	Stop Meter
	Pressure Drop Across Orifice (inH ₂ O)			$[\Delta H_2O(Pa/P_{std})(T_{std}/Ta)]^{1/2}$	$Qstd = (1/m)[(A-b)]$ (m ³ /min)	Sample Flow Rate Indication (inch)	$IC = I[(Pa/P_{std})(T_{std}/Ta)]^{1/2}$	(*K = °C+273)	(mmHg)		
	Positive	Negative	ΔH ₂ O								
5	1.4	1.4	2.8	1.65183	0.85017	1.2	1.18	305.0	758.0		
7	2.4	2.4	4.8	2.16275	1.11285	2.1	2.07	305.0	758.0		
10	3.3	3.3	6.6	2.53605	1.30477	2.9	2.86	305.0	758.0		
13	4.5	4.5	9.0	2.96147	1.52349	3.6	3.55	305.0	758.0		
18	5.4	5.4	10.8	3.24413	1.66881	4.2	4.15	305.0	758.0		
Linear Regression Y ON X : Y= mX + b							Average	305.0	758.0		
1	Slope (m)			1.94506	Linear Equation			r ²	0.998631	Pstd(mmHg)	760.0
2	Intercept (b)			-0.00181	Set Point Flow Rate (X) (m ³ /min)		1.133	r	0.9993153	T _{NTP}	298.0
3	Correlation Coefficient (r)			0.99999	Final Set Flow Rate = (I)		0	(Pa/Pstd)*(Tstd/Ta)			0.974477998
Result								C=(Pa/Pstd)*(Tstd/Ta)^0.5			0.987156522

COMMENT

Andersen Instruments, Inc.



Checked By

Suthin m. (m4)
(Mr. Prayun Detkla)
Technician

envi research
ENVIRONMENT RESEARCH & TECHNOLOGY CO., LTD.

Approved By

(Mr. Panupon Podang)
Environmental Scientist

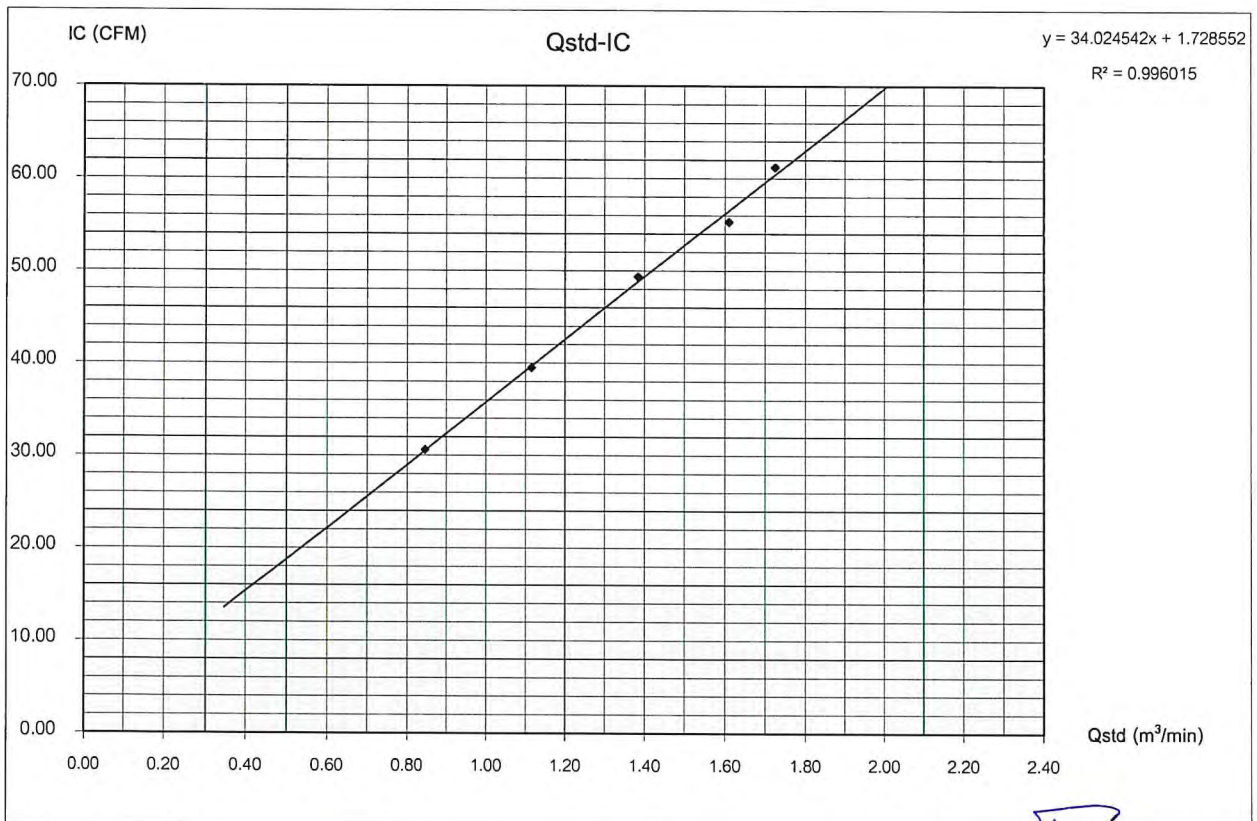
PM10 HIGH VOLUME AIR SAMPLER CALIBRATION REPORT

Sampler Location				Date	January 25, 2022
โรงเรียนนิคมสร้างตนเองพิมาย 4				Start Time	11:30 AM
Sampler Number	PM-10 No. 16	Transfer Standard Type	Orifice	Stop Time	11:40 AM
Instrument Model	HIVOL-BMBBE	Calibrator Model	TE-5025A	Calibrated By	Mr.Nigul Phokhamla
Motor Serial Number	2066	Calibrator Serial Number	3362		
Recorder Serial Number	2216				

Plate	(Delta H)			(A)	(X)	(I)	(Y)	Temperature	Barometric	Start	Stop	
No.	Pressure Drop Across Orifice (inH ₂ O)			$[\Delta H_2O(Pa/P_{std})(T_{std}/Ta)]^{1/2}$	Qstd = (1/m)[(A-b)]	ample Flow Rate Indication	$IC = I[(Pa/P_{std})(T_{std}/Ta)]^{1/2}$	(*K = °C+273)	Pressure	Meter	Meter	
	Positive	Negative	ΔH ₂ O									
5	1.5	1.5	3.0	1.70981	0.84600	31.0	30.60	305.0	758.0			
7	2.6	2.6	5.2	2.25106	1.11531	40.0	39.49	305.0	758.0			
10	4.0	4.0	8.0	2.79210	1.38451	50.0	49.36	305.0	758.0			
13	5.4	5.4	10.8	3.24413	1.60942	56.0	55.28	305.0	758.0			
18	6.2	6.2	12.4	3.47614	1.72486	62.0	61.20	305.0	758.0			
Linear Regression Y ON X : Y= mX + b							Average	305.0	758.0			
1	Slope (m)			2.00980	Linear Equation			r ²	0.996015	Pstd(mmHg)	760.0	
2	Intercept (b)			0.00951	Set Point Flow Rate (X) (m ³ /min)		1.133	r	0.9980055	T _{NTP}	298.0	
3	Correlation Coefficient (r)			0.99999	Final Set Flow Rate = (I)		0	(Pa/Pstd)*(Tstd/Ta)		0.974477998		
Result									C=(Pa/Pstd)*(Tstd/Ta)^0.5		0.987156522	

COMMENT

Andersen Instruments, Inc.



Checked By

Suthin m. (11/24/22)
(Mr. Prayun Detkla)
Technician



Approved By

(Mr. Panupon Podang)
Environmental Scientist

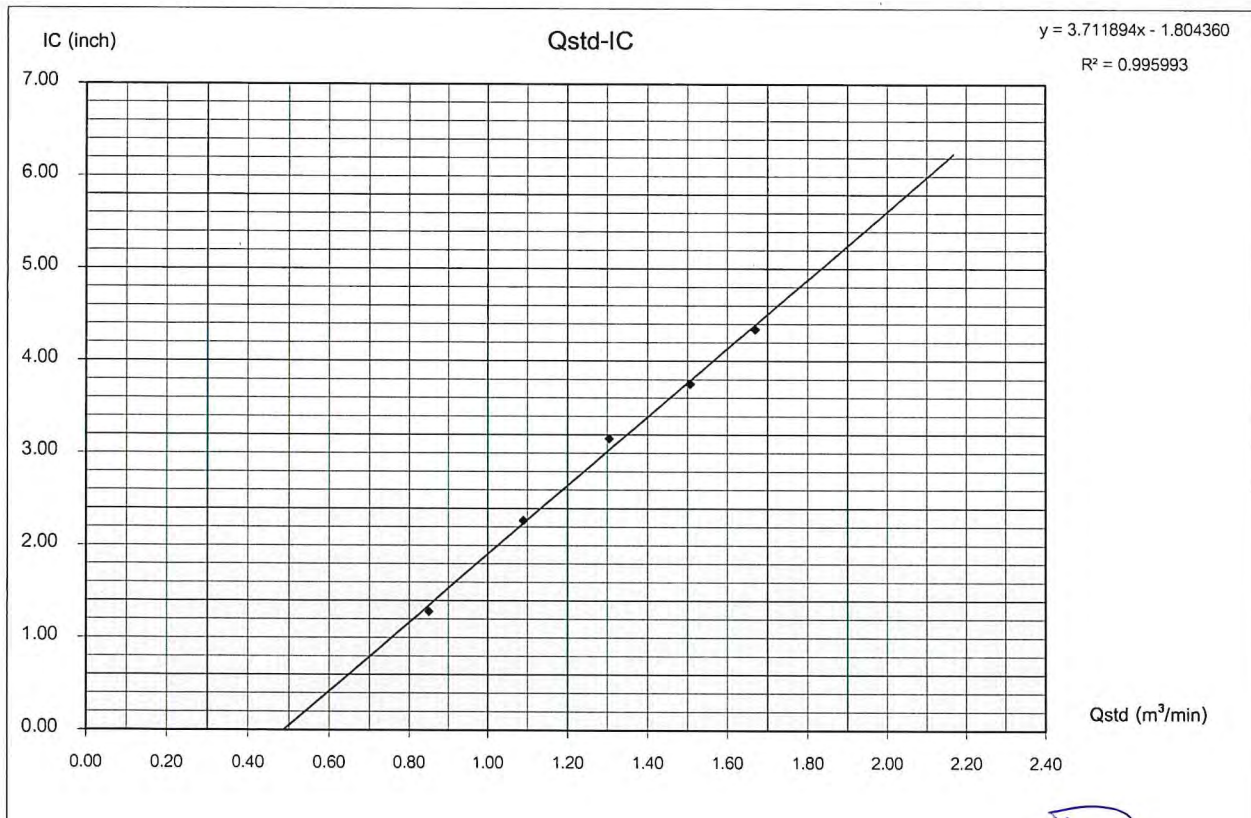
TSP HIGH VOLUME AIR SAMPLER CALIBRATION REPORT

Sampler Location				Date	January 25, 2022
วัดบ้านเพชร				Start Time	12:42 PM
Sampler Number	TSP No.C20	Transfer Standard Type	Orifice	Stop Time	12:52 PM
Instrument Model	HIVOL-BBCBE	Calibrator Model	TE-5025A	Calibrated By	Mr.Nigul Phokhamla
Motor Serial Number	B-TSP-C19	Calibrator Serial Number	3362		
Recorder Serial Number	-				

Plate No.	(Delta H)			(A)	(X)	(I)	(Y)	Temperature	Barometric Pressure	Start Meter	Stop Meter
	Pressure Drop Across Orifice (inH ₂ O)			$[\Delta H_2O(Pa/P_{std})(T_{std}/Ta)]^{1/2}$	$Q_{std} = (1/m)[(A-b)]$ (m ³ /min)	Sample Flow Rate Indication (inch)	$IC = I[(Pa/P_{std})(T_{std}/Ta)]^{1/2}$	(°K = °C+273)	(mmHg)		
	Positive	Negative	ΔH ₂ O								
5	1.4	1.4	2.8	1.65183	0.85017	1.3	1.28	305.0	758.0		
7	2.3	2.3	4.6	2.11721	1.08944	2.3	2.27	305.0	758.0		
10	3.3	3.3	6.6	2.53605	1.30477	3.2	3.16	305.0	758.0		
13	4.4	4.4	8.8	2.92838	1.50648	3.8	3.75	305.0	758.0		
18	5.4	5.4	10.8	3.24413	1.66881	4.4	4.34	305.0	758.0		
Linear Regression Y ON X : Y= mX + b							Average	305.0	758.0		
1	Slope (m)			1.94506	Linear Equation			r ²	0.995993	Pstd(mmHg)	760.0
2	Intercept (b)			-0.00181	Set Point Flow Rate (X) (m ³ /min)		1.133	r	0.9979945	T _{NTP}	298.0
3	Correlation Coefficient (r)			0.99999	Final Set Flow Rate = (I)		0	(Pa/Pstd)*(Tstd/Ta)			0.974477998
Result								C=(Pa/Pstd)*(Tstd/Ta)^0.5			0.987156522

COMMENT

Andersen Instruments, Inc.



Checked By

Suthin m. (Mr. Prayun Detkla)
Technician

envi research
ENVIRONMENT RESEARCH & TECHNOLOGY CO., LTD.

Approved By

(Mr. Panupon Podang)
Environmental Scientist

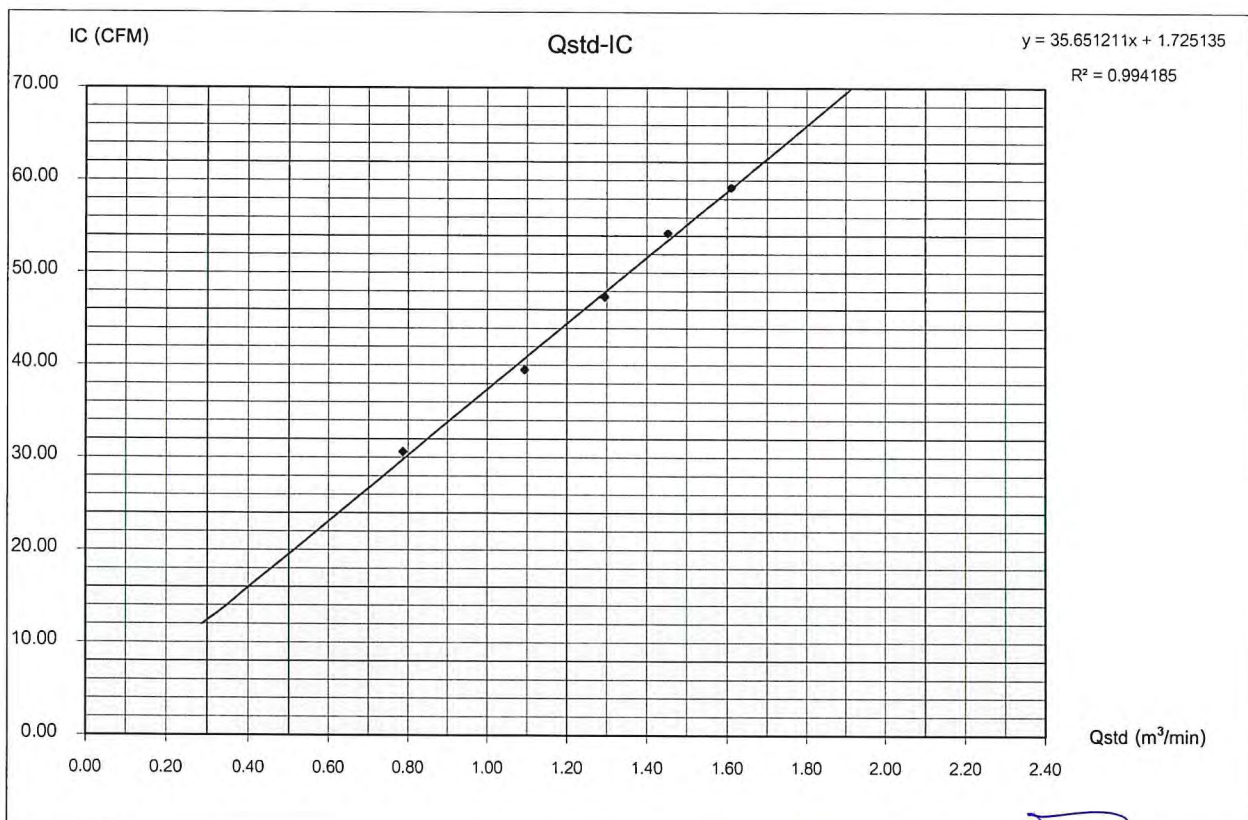
PM10 HIGH VOLUME AIR SAMPLER CALIBRATION REPORT

Sampler Location				Date	January 25, 2022
วัดบ้านเพชร				Start Time	12:53 PM
Sampler Number	PM-10 No.15	Transfer Standard Type	Orifice	Stop Time	1:03 PM
Instrument Model	HIVOL-BMBBE	Calibrator Model	TE-5025A	Calibrated By	Mr.Nigul Phokhamla
Motor Serial Number	B2012-10	Calibrator Serial Number	3362		
Recorder Serial Number	4649				

Plate No.	(Delta H)			(A)	(X)	(I)	(Y)	Temperature	Barometric	Start	Stop
	Pressure Drop Across Orifice (inH ₂ O)			$[\Delta H_2O(Pa/P_{std})(T_{std}/Ta)]^{1/2}$	Qstd = (1/m)[(A-b)] (m ³ /min)	Sample Flow Rate Indication (ft ³ /min)	$IC = I[(Pa/P_{std})(T_{std}/Ta)]^{1/2}$	(*K = °C+273)	Pressure (mmHg)	Meter	Meter
	Positive	Negative	ΔH ₂ O								
5	1.3	1.3	2.6	1.59174	0.78726	31.0	30.60	305.0	758.0		
7	2.5	2.5	5.0	2.20735	1.09356	40.0	39.49	305.0	758.0		
10	3.5	3.5	7.0	2.61177	1.29479	48.0	47.38	305.0	758.0		
13	4.4	4.4	8.8	2.92838	1.45232	55.0	54.29	305.0	758.0		
18	5.4	5.4	10.8	3.24413	1.60942	60.0	59.23	305.0	758.0		
Linear Regression Y ON X : Y= mX + b							Average	305.0	758.0		
1	Slope (m)			2.00980	Linear Equation			r ²	0.994185	Pstd(mmHg)	760.
2	Intercept (b)			0.00951	Set Point Flow Rate (X) (m ³ /min)		1.133	r	0.9970883	T _{NTP}	298.
3	Correlation Coefficient (r)			0.99999	Final Set Flow Rate = (I)		0	(Pa/Pstd)*(Tstd/Ta)		0.974477998	
Result								C=(Pa/Pstd)*(Tstd/Ta)^0.5		0.987156522	

COMMENT

Andersen Instruments, Inc.



Checked By

Suthin m. (Signature)
(Mr. Prayun Detkla)
Technician

envi research
ENVIRONMENT RESEARCH & TECHNOLOGY CO., LTD.

Approved By

(Mr. Panupon Podang)
Environmental Scientist

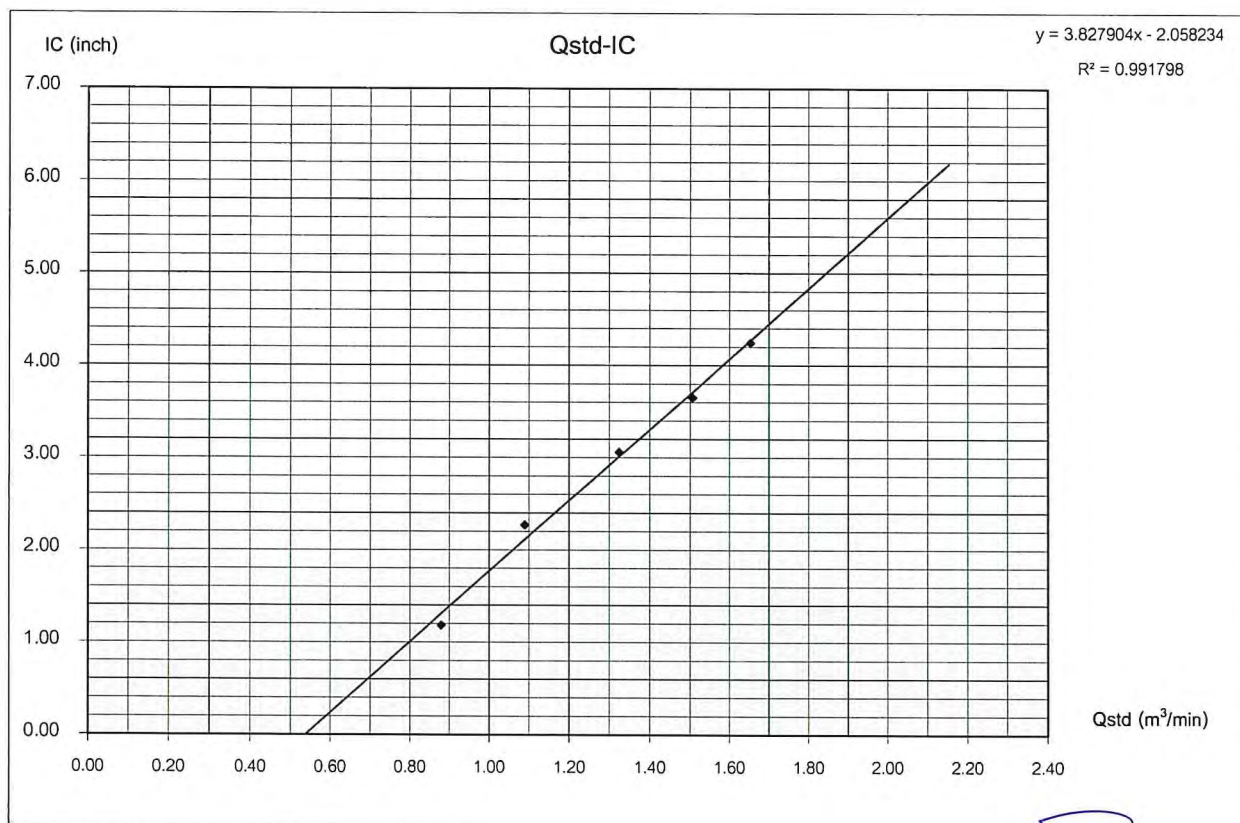
TSP HIGH VOLUME AIR SAMPLER CALIBRATION REPORT

Sampler Location				Date	January 25, 2022
โรงเรียนบ้านหนองโสน				Start Time	12:19 PM
Sampler Number	TSP No.C17	Transfer Standard Type	Orifice	Stop Time	12:29 PM
Instrument Model	HIVOL-BBCBE	Calibrator Model	TE-5025A	Calibrated By	Mr.Nigul Phokhamla
Motor Serial Number	PM10 202002	Calibrator Serial Number	3362		
Recorder Serial Number	-				

Plate No.	(Delta H)			(A)	(X)	(I)	(Y)	Temperature	Barometric	Start	Stop
	Pressure Drop Across Orifice (inH ₂ O)			[ΔH ₂ O(Pa/P _{std})(T _{std} /Ta)] ^{1/2}	Qstd = (1/m)[(A-b)] (m ³ /min)	ample Flow Rate Indicaio (inch)	IC = I/[(Pa/P _{std})(T _{std} /Ta)] ^{1/2}	(°K = °C+273)	Pressure (mmHg)	Meter	Meter
	Positive	Negative	ΔH ₂ O								
5	1.5	1.5	3.0	1.70981	0.87998	1.2	1.18	305.0	758.0		
7	2.3	2.3	4.6	2.11721	1.08944	2.3	2.27	305.0	758.0		
10	3.4	3.4	6.8	2.57419	1.32438	3.1	3.06	305.0	758.0		
13	4.4	4.4	8.8	2.92838	1.50648	3.7	3.65	305.0	758.0		
18	5.3	5.3	10.6	3.21395	1.65330	4.3	4.24	305.0	758.0		
Linear Regression Y ON X : Y= mX + b							Average	305.0	758.0		
1	Slope (m)			1.94506	Linear Equation			r ²	0.991798	Pstd(mmHg)	760.0
2	Intercept (b)			-0.00181	Set Point Flow Rate (X) (m ³ /min)		1.133	r	0.9958906	T _{NTP}	298.0
3	Correlation Coefficient (r)			0.99999	Final Set Flow Rate = (I)		0	(Pa/Pstd)*(Tstd/Ta)		0.974477998	
Result								C=(Pa/Pstd)*(Tstd/Ta)^0.5		0.987156522	

COMMENT

Andersen Instruments, Inc.



Checked By

Suthin m. (Signature)
(Mr. Prayun Detkla)
Technician



Approved By

(Mr. Panupon Podang)
Environmental Scientist

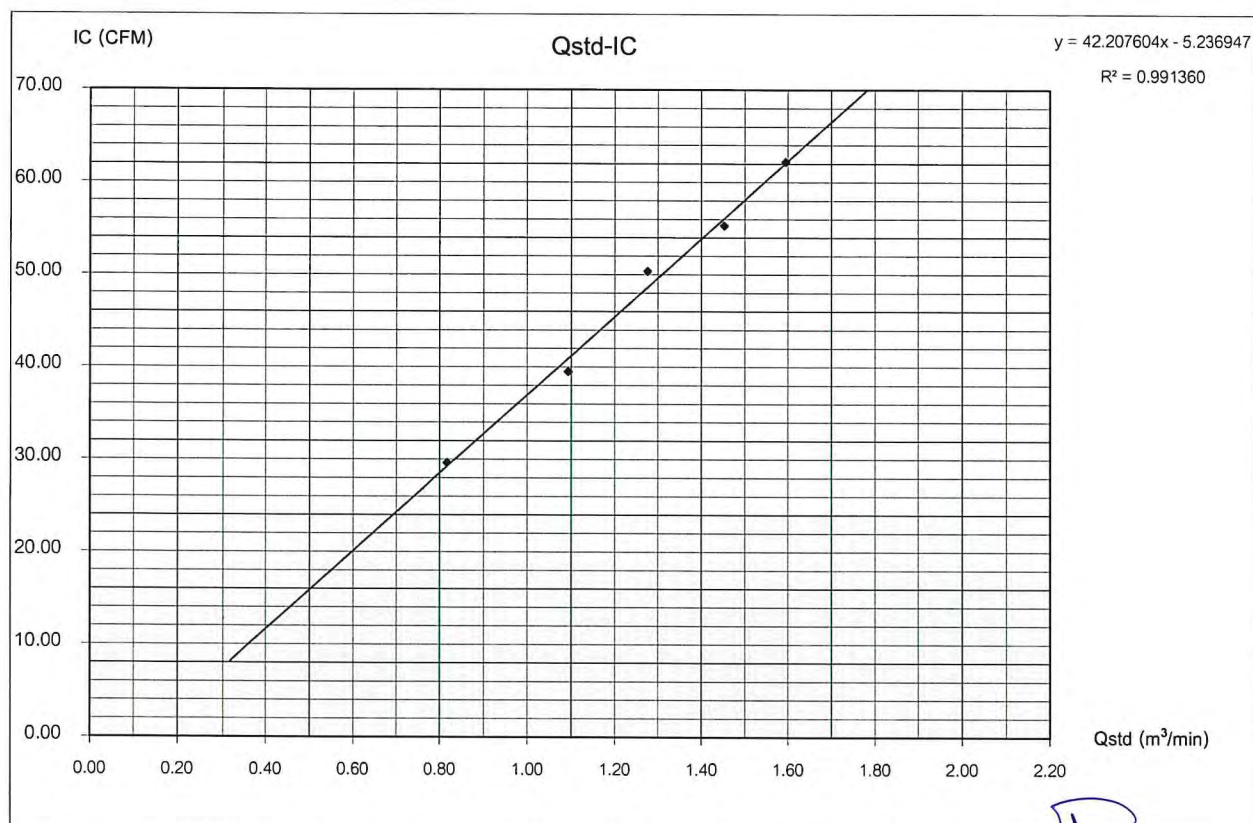
PM10 HIGH VOLUME AIR SAMPLER CALIBRATION REPORT

Sampler Location				Date	January 25, 2022
โรงเรียนบ้านหนองโสน				Start Time	12:29 PM
Sampler Number	PM-10 No.2	Transfer Standard Type	Orifice	Stop Time	12:39 PM
Instrument Model	HIVOL-BMBBE	Calibrator Model	TE-5025A	Calibrated By	Mr.Nigul Phokhamla
Motor Serial Number	610-644	Calibrator Serial Number	3362		
Recorder Serial Number	7139				

Plate No.	(Delta H)			(A)	(X)	(I)	(Y)	Temperature	Barometric	Start	Stop
	Pressure Drop Across Orifice (inH ₂ O)			$[\Delta H_{2}O(Pa/P_{std})(T_{std}/Ta)]^{1/2}$	Qstd = (1/m)[(A-b)] (m ³ /min)	Sample Flow Rate Indication (ft ³ /min)	$IC = I[(Pa/P_{std})(T_{std}/Ta)]^{1/2}$	(*K = °C+273)	Pressure (mmHg)	Meter	Meter
	Positive	Negative	ΔH ₂ O								
5	1.4	1.4	2.8	1.65183	0.81716	30.0	29.61	305.0	758.0		
7	2.5	2.5	5.0	2.20735	1.09356	40.0	39.49	305.0	758.0		
10	3.4	3.4	6.8	2.57419	1.27609	51.0	50.34	305.0	758.0		
13	4.4	4.4	8.8	2.92838	1.45232	56.0	55.28	305.0	758.0		
18	5.3	5.3	10.6	3.21395	1.59441	63.0	62.19	305.0	758.0		
Linear Regression Y ON X : Y= mX + b							Average	305.0	758.0		
1	Slope (m)			2.00980	Linear Equation			r ²	0.991360	Pstd(mmHg)	760.0
2	Intercept (b)			0.00951	Set Point Flow Rate (X) (m ³ /min)		1.133	r	0.9956706	T _{NTP}	298.0
3	Correlation Coefficient (r)			0.99999	Final Set Flow Rate = (I)		0	(Pa/Pstd)*(Tstd/Ta)		0.974477998	
Result								C=(Pa/Pstd)*(Tstd/Ta)^0.5		0.987156522	

COMMENT

Andersen Instruments, Inc.



Checked By

Suthin m. (11/1/22)
(Mr. Prayun Detkla)
Technician

envi research
ENVIRONMENT RESEARCH & TECHNOLOGY CO., LTD.

Approved By

Pn
(Mr. Panupon Podang)
Environmental Scientist



RECALIBRATION

DUE DATE:

July 26, 2022

Certificate of Calibration

Calibration Certification Information

Cal. Date: July 26, 2021 Rootsmeter S/N: 438320 Ta: 297 °K
Operator: Jim Tisch Pa: 749.3 mm Hg
Calibration Model #: TE-5025A Calibrator S/N: 3362

Run	Vol. Init (m3)	Vol. Final (m3)	ΔVol. (m3)	ΔTime (min)	ΔP (mm Hg)	ΔH (in H2O)
1	1	2	1	1.4180	3.2	2.00
2	3	4	1	0.9940	6.4	4.00
3	5	6	1	0.8890	8.0	5.00
4	7	8	1	0.8460	8.8	5.50
5	9	10	1	0.6970	12.8	8.00

Data Tabulation

Vstd (m3)	Qstd (x-axis)	$\sqrt{\Delta H \left(\frac{Pa}{Pstd} \right) \left(\frac{Tstd}{Ta} \right)}$ (y-axis)	Va	Qa (x-axis)	$\sqrt{\Delta H \left(\frac{Ta}{Pa} \right)}$ (y-axis)
0.9850	0.6947	1.4066	0.9957	0.7022	0.8904
0.9808	0.9867	1.9892	0.9915	0.9974	1.2592
0.9787	1.1009	2.2240	0.9893	1.1128	1.4078
0.9776	1.1556	2.3326	0.9883	1.1682	1.4765
0.9723	1.3950	2.8132	0.9829	1.4102	1.7807
QSTD	m=	2.00980	QA	m=	1.25850
	b=	0.00951		b=	0.00602
	r=	0.99999		r=	0.99999

Calculations

Vstd=	$\Delta Vol((Pa-\Delta P)/Pstd)(Tstd/Ta)$	Va=	$\Delta Vol((Pa-\Delta P)/Pa)$
Qstd=	Vstd/ΔTime	Qa=	Va/ΔTime
For subsequent flow rate calculations:			
Qstd=	$1/m \left(\left(\sqrt{\Delta H \left(\frac{Pa}{Pstd} \right) \left(\frac{Tstd}{Ta} \right)} \right) - b \right)$	Qa=	$1/m \left(\left(\sqrt{\Delta H \left(\frac{Ta}{Pa} \right)} \right) - b \right)$

Standard Conditions

Tstd:	298.15 °K
Pstd:	760 mm Hg
Key	
ΔH:	calibrator manometer reading (in H2O)
ΔP:	rootsmeter manometer reading (mm Hg)
Ta:	actual absolute temperature (°K)
Pa:	actual barometric pressure (mm Hg)
b:	intercept
m:	slope

RECALIBRATION

US EPA recommends annual recalibration per 1998 40 Code of Federal Regulations Part 50 to 51, Appendix B to Part 50, Reference Method for the Determination of Suspended Particulate Matter in the Atmosphere, 9.2.17, page 30



PLAY SOLUTION

PLAY SOLUTION TECHNOLOGY COMPANY LIMITED

179/75 Nawong Pracha Pattana Road, Sikan, Donmuang, Bangkok 10210

Tel.: +66 2 011 0505, Fax: +66 2 010 7700

www.playsotec.com



NSC-TISI-TIS17025
CALIBRATION 0378

CERTIFICATE OF CALIBRATION

Customer

Certificate no. PST-0001-22

Page no. 1 of 3

Company : ENVIRONMENT RESEARCH & TECHNOLOGY CO.,LTD.
Address : 25/114 Moo 6 Soi Chinaket 1, Ngamwongwan Road, Toongsonghong,
City / Province : Laksi, Bangkok
Zip/Postal : 10210

Device

Equipment : Electronic Balance Capacity : 220 g
Manufacturer : METTLER TOLEDO Readability : 0.0001 g
Model : AB204-S ID No. : ERTC-L-In-0048
Serial No. : 1123103723

Environment Conditions

Location of Calibration : Calibration Laboratory at Play Solution Technology Co.,Ltd
Ambient Temperature : 25.9 (°C)
Relative Humidity : 53.1 (%RH)
Barometric Pressure : 1011.5 (mba)
Calibration Procedure : This Calibration was conducted by using In-House calibration procedure number CP-M-001 base on "UKAS LAB 14"
Comment :

Date of Receipt : January 4, 2022

Date of Calibration : January 4, 2022

Issue Date : January 4, 2022

Calibrated by : Kittichai R.
(Kittichai Rattanatham)
Calibrator

Approved by : K. R.
(Kittichai Rattanatham)
Approved Signature

The reported uncertainty is based on a standard uncertainty multiplied by a coverage factor $k=2$, providing a level of confidence of approximately 95%

This Certificate is issued in accordance with the conditions of accreditation granted by Thai Laboratory Accreditation scheme which has assessed the measurement capability of the laboratory and is traceability to recognize national standards and to the unit of measurement realized at the corresponding national standard laboratory. This certificate may not be reproduced other than in full except with the prior written approval prior written approval of the calibration center, Play Solution Technology Co.,Ltd



PLAY SOLUTION

PLAY SOLUTION TECHNOLOGY COMPANY LIMITED

179/75 Nawong Pracha Pattana Road, Sikan, Donmuang, Bangkok 10210

Tel.: +66 2 011 0505, Fax: +66 2 010 7700

www.playsotec.com



CERTIFICATE OF CALIBRATION

Result of Calibration : Without Adjustment

Certificate no. PST-0001-22

Page no. 2 of 3

1. Repeatability

Weighing Rang 1 (g)	Norminal Value (g)	Standard Deviation (g)
Max.capacity 220	200	0.00005

Weighing Rang 2 (g)	Norminal Value (g)	Standard Deviation (g)
Max.capacity		

2. Linearity, Departure of Indication from nominal value

Weighing Range 1

Norminal Value (g)	Standard Value (g)	Indication (g)	Error of Indication (g)	Expanded Uncertainty (g)	Factor k
0.001	0.00100	0.0010	0.0000	0.00011	2.07
0.01	0.01000	0.0100	0.0000	0.00011	2.07
0.1	0.10001	0.1000	0.0000	0.00011	2.07
1	1.00001	1.0000	0.0000	0.00011	2.06
5	5.00002	5.0000	0.0000	0.00011	2.06
10	10.00001	10.0000	0.0000	0.00011	2.05
50	50.00003	50.0000	0.0000	0.00013	2.03
100	100.00004	100.0001	0.0001	0.00018	2.00
150	150.00007	150.0001	0.0000	0.00024	2.00
200	200.00006	200.0002	0.0001	0.00031	2.00

Weighing Range 2

Norminal Value (g)	Standard Value (g)	Indication (g)	Error of Indication (g)	Expanded Uncertainty (g)	Factor k

The given extended measurement uncertainty is the standard uncertainty of the measurement multiplied by cover factor ,k as per listed in table above, which corresponds to a confidene level of about 95%



PLAY SOLUTION

PLAY SOLUTION TECHNOLOGY COMPANY LIMITED

179/75 Nawong Pracha Pattana Road, Sikan, Donmuang, Bangkok 10210

Tel.: +66 2 011 0505, Fax: +66 2 010 7700

www.playsotec.com



CERTIFICATE OF CALIBRATION

Result of Calibration

Certificate no. PST-0001-22

Page no. 3 of 3

3. Eccentricity

Test load at least 1/3 of the maximum capacity, typically placed between 1/2 and 1/3 of the distance from the centre of the load receptor to the edge.



Weighing Range 1

Test Load : 100 (g)

Position	Indication (g)
1	100.0001
2	100.0001
3	100.0002
4	100.0001
5	100.0002
Max.Deviation	0.0001

Weighing Range 2

Test Load : (g)

Position	Indication (g)
Max.Deviation	

Standard methode

The calibration was performed by using calibration laboratory's in-house calibration methode : CP-M-001 based on "UKAS LAB 14 : Calibration of weighing machine" : edition 6 | October 2019

Reference standards instrument

Instrument	OIML Class	S/N	Certificate No.	Due Date
Standard Weight Set	E2	4000021952	MM-0183-20	December 8, 2022
Standard Weight Set	-	-	-	-
Standard Weight Set	-	-	-	-
Standard Weight Set	-	-	-	-

Measurement Uncertainty

The given measurement uncertainty is the standard of the measurement multiplied by an extension factor k which corresponds to a confidence level of about 95% for a normal distribution. The standard uncertainty was calculated according to M3003

Traceability : The measurement is traceable to national standard, which realize the physical unit of measurement (SI)

- National institute of Metrology (Thailand) through Calibration Laboratory

END OF REPORT

Calibration Data of NOx Analyzer

Analyzer Performance Test

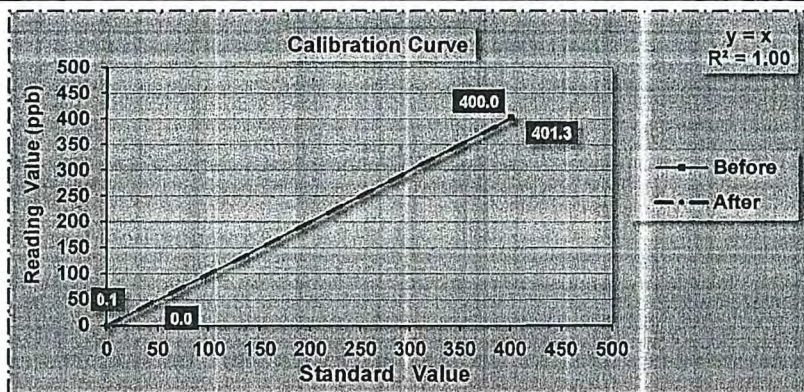
Equipment	Gas Analyzer (NOx)	Customer Name	Korachindustry
Manufacture	HORIBA	Location	Envi Research
Model	APNA-360	Scientist	Panupon
Serial No.	8517870114	Calibration Date	January 24, 2022
Analyzer Unit	ppm	Time	1:42 PM

Instruments for Calibration

Instruments	Manufacture	Model	Serial Number
Zero Air Supply	Thermo Env.	111	0700419829
Dynamic Dilution Calibrator	Tanabyte	3011-GD	0165
Standard Gas Components	CO = 4,516 ppm		
Cylinder No : EB0123013	NO = 55.3 ppm		
Expire Date : Oct 22, 2027	SO ₂ = 54.9 ppm		

Single Point Calibration

Standard Gas	Standard Gas Value	Analyzer Value								% Abs Error
		NO _x (ppb)		NO (ppb)		NO ₂ (ppb)		Stability		
		Before	After	Before	After	Before	After	Before	After	
Zero	0	0.5	0.0	0.1	0.0	0.4	0.0	-	-	-
Span	400	401.7	400.0	401.3	400.0	0.4	0.0	-	-	0.3



STATUS TEST AND VALIDATION OF NOx ANALYZER MODEL APNA-360

Parameter	Unit	Observed Value		Nominal Range
		Before Adjust	After Adjust	
Range	ppm	0.5	0.5	0.1 - 1.0 Standard
Signal NO	mV	2.5	3.0	Voltage of the measured NO value
Signal NOx	mV	26.4	26.8	Voltage of the measured NOx value
Detector	kPa	61.1	61.1	(Present Air Pressure/101.3 x100 - 20) ± 4
Sample Flow	LPM	1.1	1.1	1.1 ± 0.3
NO Slope	-	0.87041	0.87041	0.50000 - 2.0000
NOx Slope	-	0.88873	0.88873	0.50000 - 2.0000
Motherboard Status	-	OK	OK	OK
Alarm Detected	-	None	None	None

Calibrate By :

(MR.PANUPON PODANG)
January 24, 2022

Checked By :

(MS.SUTATIP IM-NOI)
January 24, 2022

Calibration Data of SO₂ Analyzer

Analyzer Performance Test

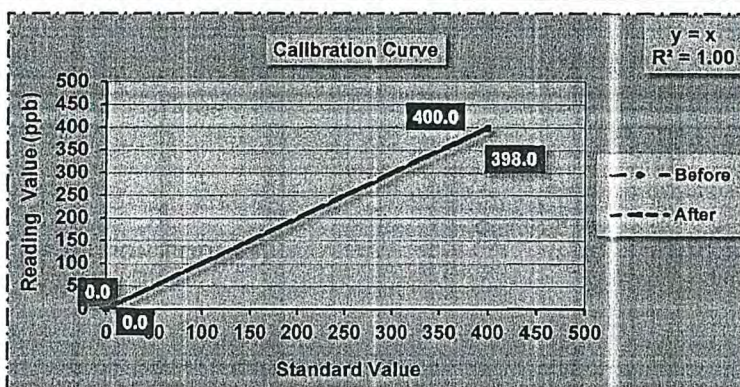
Equipment	Gas Analyzer (SO ₂)	Customer Name	Korachindustry
Manufacture	Thermo	Location	Envi Research
Model	43C	Scientist	Panupon
Serial No.	73370-373	Calibration Date	January 20, 2022
Analyzer Unit	ppb	Time	4:12 PM

Instruments for Calibration

Instruments	Manufacture	Model	Serial Number
Zero Air Supply	Thermo Env.	111	0700419829
Dynamic Dilution Calibrator	Tanabyte	3011-GD	0165
Standard Gas Components	CO = 4,516 ppm		
Cylinder No : EB0123013	NO = 55.3 ppm		
Expire Date : Oct 22, 2027	SO ₂ = 54.9 ppm		

Single Point Calibration

Standard Gas	Standard Gas Value	Analyzer Value (ppb)		Stability		% Abs Error
		Before	After	Before	After	
Zero	0	0.0	0.0	-	-	-
Span	400	398.0	400.0	-	-	0.5



STATUS TEST AND VALIDATION OF SO₂ ANALYZER MODEL 43C

Parameter	Display As	Unit	Observed Value		Nominal Range
			Before Adjust	After Adjust	
Range	RANGE	ppb	500	500	0 - 500 standard
Internal Temperature	INTERNAL	°C	30.4	30.2	8.0 °C to 47.0 °C
Chamber Temp	CHAMBER	°C	44.5	44.8	43.0 °C to 47.0 °C
Pressure	PRESSURE	mmHg	643.0	644.1	400.0 to 1,000
Sample Flow	SAMP FLOW	LPM	0.495	0.496	0.350 to 1.000
Lamp Intensity	INTENSITY	Hz	28,086	28,86	20,000 to 50,000
Lamp Voltage	LAMP VOLTAGE	V	945	945	750 to 1,200
SO ₂ Concentration	SO ₂ CONCENTRATION	ppb	1.3	1.3	0 to 10,000
Motherboard Status	MOTHERBOARD STATUS	-	OK	OK	OK
Interface Status	INTERFACE STATUS	-	OK	OK	OK

Calibrate By :

(MR.PANUPON PODANG)
January 20, 2022

envi research
Checked By
ENVIRONMENT RESEARCH & TECHNOLOGY CO., LTD.

(MS.SUTATIP IM-NOI)
January 20, 2022

Calibration Data of CO Analyzer

Analyzer Performance Test

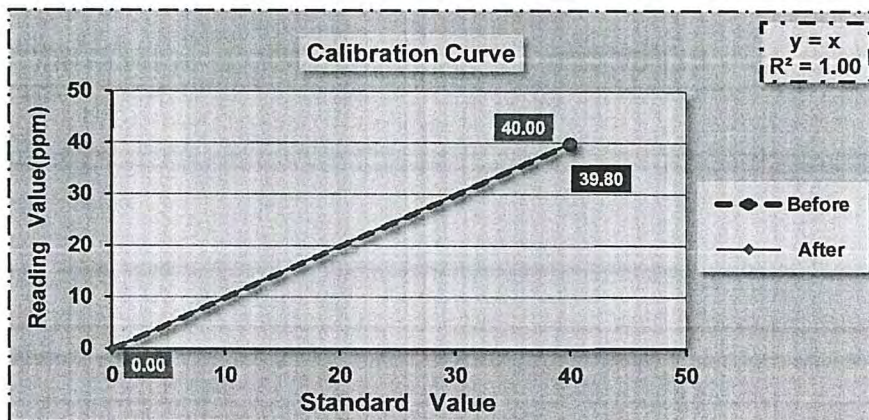
Equipment	Gas Analyzer (CO)	Customer Name	Korachindustry
Manufacture	HORIBA	Location	Envi Research
Model	APMA-370	Scientist	Panupon
Serial No.	C06YT0NC	Calibration Date	January 19, 2022
Analyzer Unit	ppm	Time	4:55 PM

Instruments for Calibration

Instruments	Manufacture	Model	Serial Number
Zero Air Supply	Thermo Env.	111	0700419829
Dynamic Dilution Calibrator	Tanabyte	3011-GD	0165
Standard Gas Components	CO = 4,516 ppm		
Cylinder No : EB0123013	NO = 55.3 ppm		
Expire Date : Oct 22, 2027	SO ₂ = 54.9 ppm		

Single Point Calibration

Standard Gas	Standard Gas Value	Analyzer Value (ppm)		Stability		% Abs Error
		Before	After	Before	After	
Zero	0	-0.05	0.00	-	-	-
Span	40	39.80	40.00	-	-	0.50



STATUS TEST AND VALIDATION OF CO ANALYZER MODEL APMA-370

Parameter	Unit	Observed Value		Nominal Range
		Before Adjust	After Adjust	
SIGNAL(MAIN)	mV	2.0	2.4	Voltage of the measured CO Value
SIGNAL (COMP)	mV	0.1	0.2	Voltage of the interference component Value
CELL	°C	31.0	31.1	Ambient + (5 to 10 C)
PUMP	kpa	41.5	41.6	less than 65
AMBIENT	kpa	101.3	101.4	Atmospheric pressure
DC 24V	mV	24.0	24.0	24+/- 0.5 V
DC 5V	mV	4.9	4.9	5+/- 0.5 V

Calibrate By :

(MR.PANUPON PODANG)
January 19, 2022

envi research
Checked By
ENVIRONMENT RESEARCH & TECHNOLOGY CO., LTD.

(MS.SUTATIP IM-NOI)
January 19, 2022

Calibration Data of NOx Analyzer

Analyzer Performance Test

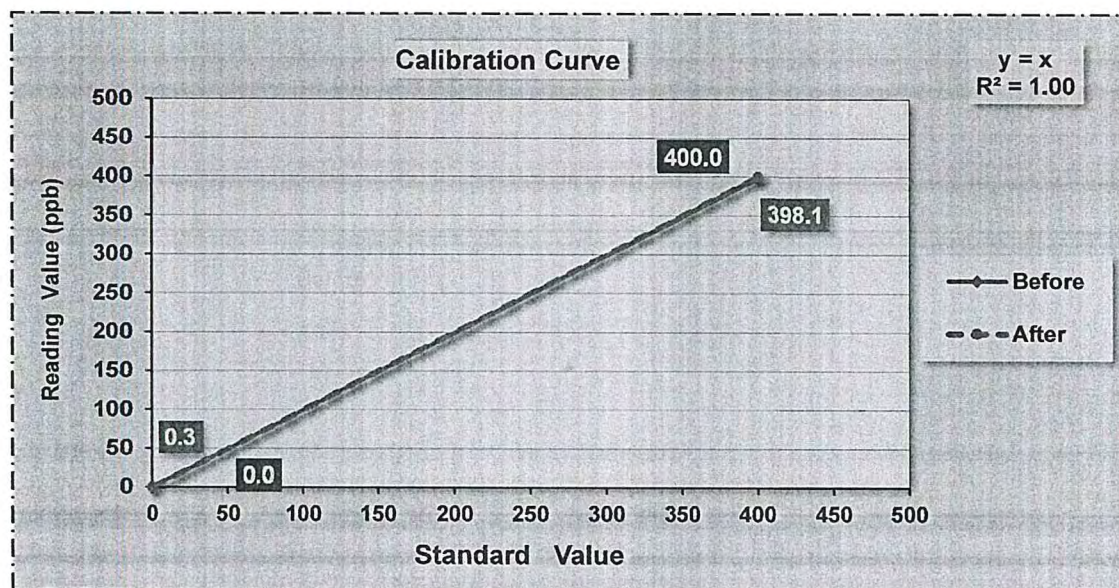
Equipment	Gas Analyzer (NOx)	Customer Name	Korachindustry
Manufacture	API	Location	Envi Research
Model	200A	Scientist	Panupon
Serial No.	1464	Calibration Date	January 20, 2022
Analyzer Unit	ppb	Time	4:15 PM

Instruments for Calibration

Instruments	Manufacture	Model	Serial Number
Zero Air Supply	Thermo Env.	111	0700419829
Dynamic Dilution Calibrator	Tanabyte	3011-GD	0165
Standard Gas Components	CO = 4.516 ppm		
Cylinder No : EB0123013	NO = 55.3 ppm		
Expire Date : Oct 22, 2027	SO ₂ = 54.9 ppm		

Single Point Calibration

Standard Gas	Standard Gas Value	Analyzer Value								% Abs Error
		NO _x (ppb)		NO (ppb)		NO ₂ (ppb)		Stability		
		Before	After	Before	After	Before	After	Before	After	
Zero	0	-0.8	0.0	0.3	0.0	-1.1	0.0	-	-	-
Span	400	410.2	405.0	398.1	400.0	12.1	5.0	-	-	0.5



STATUS TEST AND VALIDATION OF NO_x ANALYZER MODEL 200A

Parameter	Display As	Unit	Observed Value		Nominal Range
			Before Adjust	After Adjust	
Range	RANGE	ppb	500	500	0 - 500 standard
Stability	STABIL	ppb	0.8	0.2	< 2 with zero air
Sample Flow	SAMP FL	cc / min	456	454	500 +/- 50
Ozone Flow	OZONE FL	cc / min	77	77	80 +/- 10
PMT signal	PMT	mV	54	55	0 to 5,000
Auto - Zero	AZERO	mV	40	39	-20 to 150
High Voltage Power Supply	HVPS	V	759	759	450 to 900
Reaction Cell Temperature	RCELL TEMP	°C	50	50	50 +/- 1
Box Temperature	BOX TEMP	°C	30	29	Ambient temp.+3 / -7
PMT Temperature	PMT TEMP	°C	7	7	7 +/- 1
Converter Temperature	MOLY TEMP	°C	315	316	315 +/- 5
Reaction Cell Pressure	RCEL	In - Hg - A	10	10	2 to 10 (Constant)
Sample Pressure	SAMP	In - Hg - A	30	30	Ambient - 1 (Constant)
NO _x Slope	NO _x SLOPE	-	1.004	1.004	1.000 +/- 0.300
NO _x Offset	NO _x OFFSET	mV	-4	-4	0 +/- 20
NO Slope	NO SLOPE	-	0.987	0.987	1.000 +/- 0.300
NO Offset	NO OFFSET	mV	-6	-6	0 +/- 20

Calibrate By :

(MR.PANUPON PODANG)

January 20, 2022



Checked By :

(MS.SUTATIP IM-NOI)

January 20, 2022

Calibration Data of SO₂ Analyzer

Analyzer Performance Test

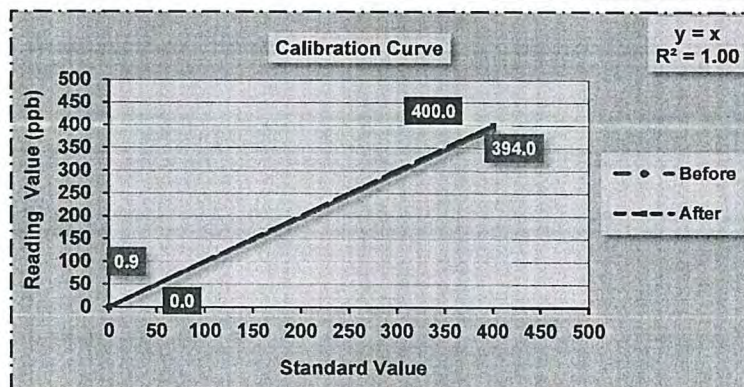
Equipment	Gas Analyzer (SO ₂)	Customer Name	Korachindustry
Manufacture	Thermo	Location	Envi Research
Model	43C	Scientist	Panupon
Serial No.	64390-343/2	Calibration Date	January 10, 2022
Analyzer Unit	ppb	Time	10:53 AM

Instruments for Calibration

Instruments	Manufacture	Model	Serial Number
Zero Air Supply	Thermo Env.	111	0700419829
Dynamic Dilution Calibrator	Tanabyte	3011-GD	0165
Standard Gas Components	CO = 4,516 ppm		
Cylinder No : EB0123013	NO = 55.3 ppm		
Expire Date : Oct 22, 2027	SO ₂ = 54.9 ppm		

Single Point Calibration

Standard Gas	Standard Gas Value	Analyzer Value (ppb)		Stability		% Abs Error
		Before	After	Before	After	
Zero	0	0.9	0.0	-	-	-
Span	400	394.0	400.0	-	-	1.5



STATUS TEST AND VALIDATION OF SO₂ ANALYZER MODEL 43C

Parameter	Display As	Unit	Observed Value		Nominal Range
			Before Adjust	After Adjust	
Range	RANGE	ppb	500	500	0 - 500 standard
Internal Temperature	INTERNAL	°C	36.9	37.3	8.0 °C to 47.0 °C
Chamber Temp	CHAMBER	°C	45.8	45.8	43.0 °C to 47.0 °C
Pressure	PRESSURE	mmHg	731.8	730.1	400.0 to 1,000
Sample Flow	SAMP FLOW	LPM	0.427	0.426	0.350 to 1.000
Lamp Intensity	INTENSITY	Hz	22,206	22,168	20,000 to 50,000
Lamp Voltage	LAMP VOLTAGE	V	827	831	750 to 1,200
SO ₂ Concentration	SO ₂ CONCENTRATION	ppb	2	1	0 to 10,000
Motherboard Status	MOTHERBOARD STATUS	-	OK	OK	OK
Interface Status	INTERFACE STATUS	-	OK	OK	OK

Calibrate By :

(MR.PANUPON PODANG)
January 10, 2022

envi research
Checked By :
ENVIRONMENT RESEARCH & TECHNOLOGY CO., LTD.

(MS.SUTATIP IM-NOI)
January 10, 2022

Calibration Data of CO Analyzer

Analyzer Performance Test

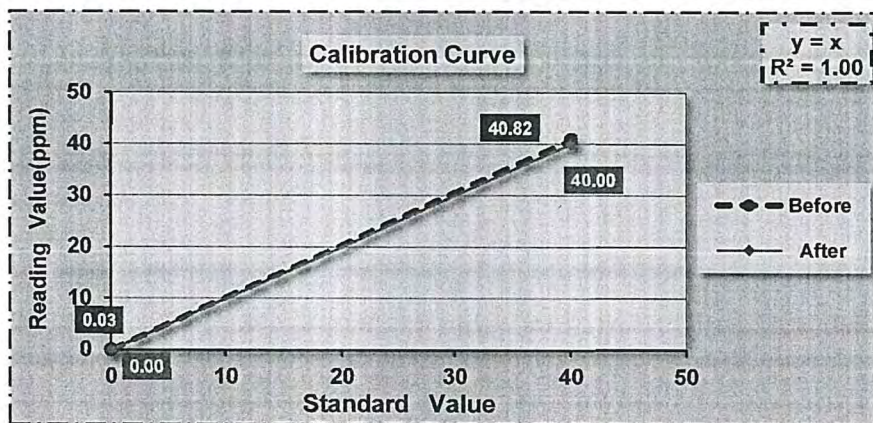
Equipment	Gas Analyzer (CO)	Customer Name	Korachindustry
Manufacture	HORIBA	Location	Envi Research
Model	APMA-370	Scientist	Panupon
Serial No.	3VJ73T6X	Calibration Date	January 19, 2022
Analyzer Unit	ppm	Time	4:15 PM

Instruments for Calibration

Instruments	Manufacture	Model	Serial Number
Zero Air Supply	Thermo Env.	111	0700419829
Dynamic Dilution Calibrator	Tanabyte	3011-GD	0165
Standard Gas Components	CO = 4,487 ppm		
Cylinder No : CC507080	NO = 46.1 ppm		
Expire Date : Sep 19, 2020	SO ₂ = 46.0 ppm		

Single Point Calibration

Standard Gas	Standard Gas Value	Analyzer Value (ppm)		Stability		% Abs Error
		Before	After	Before	After	
Zero	0	0.03	0.00	-	-	-
Span	40	40.82	40.00	-	-	2.05



STATUS TEST AND VALIDATION OF CO ANALYZER MODEL APMA-370

Parameter	Unit	Observed Value		Nominal Range
		Before Adjust	After Adjust	
SIGNAL(MAIN)	mV	1.0	1.2	Voltage of the measured CO Value
SIGNAL (COMP)	mV	1.2	1.1	Voltage of the interference component Value
CELL	°C	31.3	30.8	Ambient + (5 to 10 C)
PUMP	kpa	52.2	52.3	less than 65
AMBIENT	kpa	101.0	101.0	Atmospheric pressure
DC 24V	mV	23.9	23.9	24+/- 0.5 V
DC 5V	mV	4.9	4.9	5+/- 0.5 V

Calibrate By :

(MR.PANUPON PODANG)
January 19, 2022

envi research
Checked By
ENVIRONMENT RESEARCH & TECHNOLOGY CO., LTD.

(MS.SUTATIP IM-NOI)
January 19, 2022

Calibration Data of NOx Analyzer

Analyzer Performance Test

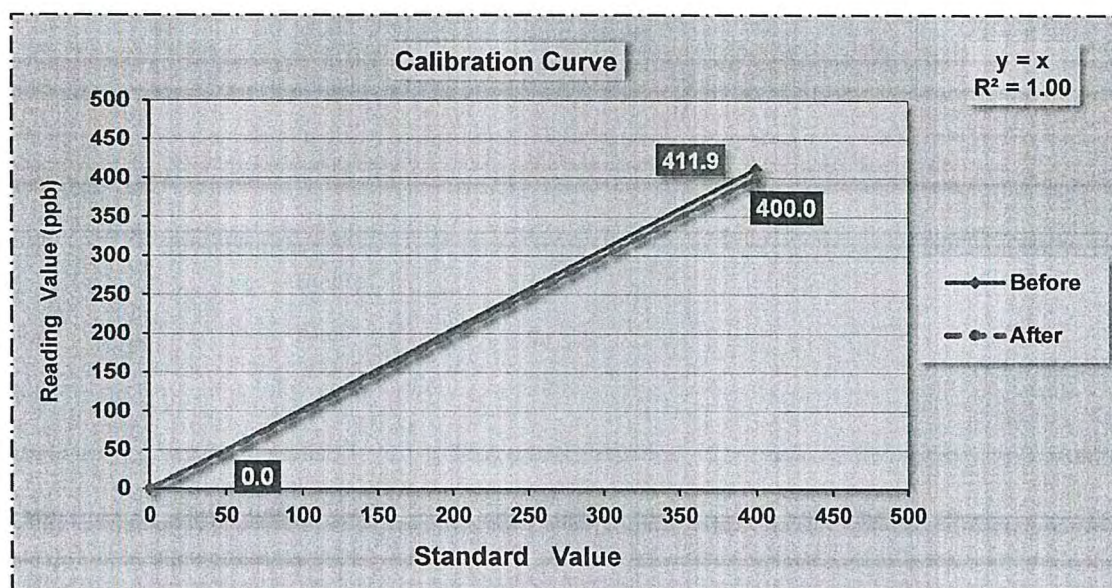
Equipment	Gas Analyzer (NOx)	Customer Name	Korachindustry
Manufacture	API	Location	Envi Research
Model	200A	Scientist	Panupon
Serial No.	56	Calibration Date	January 22, 2022
Analyzer Unit	ppb	Time	11:00 AM

Instruments for Calibration

Instruments	Manufacture	Model	Serial Number
Zero Air Supply	Thermo Env.	111	0700419829
Dynamic Dilution Calibrator	Tanabyte	3011-GD	0165
Standard Gas Components	CO = 4,516 ppm		
Cylinder No : EB0123013	NO = 55.3 ppm		
Expire Date : Oct 22, 2027	SO ₂ = 54.9 ppm		

Single Point Calibration

Standard Gas	Standard Gas Value	Analyzer Value								% Abs Error
		NO _x (ppb)		NO (ppb)		NO ₂ (ppb)		Stability		
		Before	After	Before	After	Before	After	Before	After	
Zero	0	0.2	0.0	-0.2	0.0	0.4	0.0	-	-	-
Span	400	420.8	405.0	411.9	400.0	8.9	5.0	-	-	3.0



STATUS TEST AND VALIDATION OF NO_x ANALYZER MODEL 200A

Parameter	Display As	Unit	Observed Value		Nominal Range
			Before Adjust	After Adjust	
Range	RANGE	ppb	500	500	0 - 500 standard
Stability	STABIL	ppb	0.9	0.1	< 2 with zero air
Sample Flow	SAMP FL	cc / min	450	456	500 +/- 50
Ozone Flow	OZONE FL	cc / min	82	81	80 +/- 10
PMT signal	PMT	mV	29	15	0 to 5,000
Auto - Zero	AZERO	mV	11	10	-20 to 150
High Voltage Power Supply	HVPS	V	758	758	450 to 900
Reaction Cell Temperature	RCELL TEMP	°C	50	30	50 +/- 1
Box Temperature	BOX TEMP	°C	31	31	Ambient temp.+3 / -7
PMT Temperature	PMT TEMP	°C	7	7	7 +/- 1
Converter Temperature	MOLY TEMP	°C	315	315	315 +/- 5
Reaction Cell Pressure	RCEL	In - Hg - A	10	10	2 to 10 (Constant)
Sample Pressure	SAMP	In - Hg - A	31	31	Ambient - 1 (Constant)
NO _x Slope	NO _x SLOPE	-	1.025	0.964	1.000 +/- 0.300
NO _x Offset	NO _x OFFSET	mV	-0.3	-0.3	0 +/- 20
NO Slope	NO SLOPE	-	1.009	0.956	1.000 +/- 0.300
NO Offset	NO OFFSET	mV	-1	-1	0 +/- 20

Calibrate By :

(MR.PANUPON PODANG)

January 22, 2022



Checked By :

(MS.SUTATIP IM-NOI)

January 22, 2022

Calibration Data of SO₂ Analyzer

Analyzer Performance Test

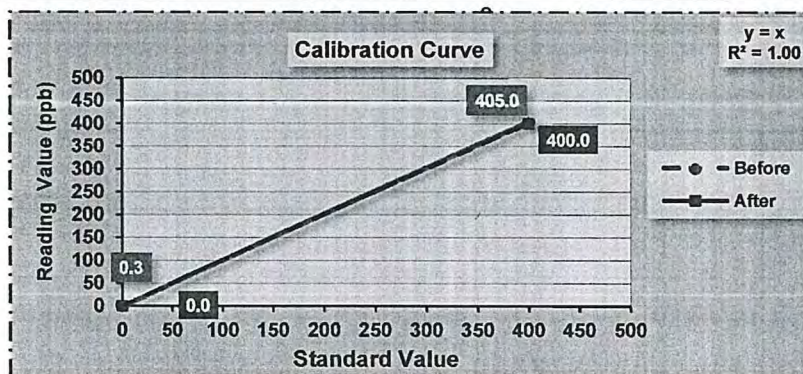
Equipment	Gas Analyzer (SO ₂)	Customer Name	Korachindustry
Manufacture	Thermo	Location	Envi Research
Model	43i-BNSAA	Scientist	Panupon
Serial No.	CM14430003	Calibration Date	January 20, 2022
Analyzer Unit	ppb	Time	4:09 PM

Instruments for Calibration

Instruments	Manufacture	Model	Serial Number
Zero Air Supply	Thermo Env.	111	0700419829
Dynamic Dilution Calibrator	Tanabyte	3011-GD	0165
Standard Gas Components	CO = 4,516 ppm		
Cylinder No : EB0123013	NO = 55.3 ppm		
Expire Date : Oct 22, 2027	SO ₂ = 54.9 ppm		

Single Point Calibration

Standard Gas	Standard Gas Value	Analyzer Value (ppb)		Stability		% Abs Error
		Before	After	Before	After	
Zero	0	0.3	0.0	-	-	-
Span	400	405.0	400.0	-	-	1.3



STATUS TEST AND VALIDATION OF SO₂ ANALYZER MODEL 43i-BNSAA

Parameter	Display As	Unit	Observed Value		Nominal Range
			Before Adjust	After Adjust	
Range	RANGE	ppb	500	500	0 - 500 standard
Internal Temperature	INTERNAL	°C	27.8	29.7	8.0 °C to 45.0 °C
Chamber Temp	CHAMBER	°C	45.1	44.9	43.0 °C to 47.0 °C
Pressure	PRESSURE	mmHg	731.3	730.9	400.0 to 1,000
Sample Flow	SAMP FLOW	LPM	0.499	0.499	0.350 to 0.750
Lamp Intensity	LAMP INTENSITY	%	92	92	20 to 100
Lamp Voltage	LAMP VOLTAGE	V	796	795	500 to 1200
SO ₂ Concentration	SO ₂ CONCENTRATION	ppb	1.4	1.2	0 to 10,000
Motherboard Status	MOTHERBOARD STATUS	-	OK	OK	OK
Interface Status	INTERFACE STATUS	-	OK	OK	OK

Calibrate By :

(MR.PANUPON PODANG)
January 20, 2022

envi research
Checked By :
ENVIRONMENT RESEARCH & TECHNOLOGY CO., LTD.

(MS.SUTATIP IM-NOI)
January 20, 2022

Calibration Data of CO Analyzer

Analyzer Performance Test

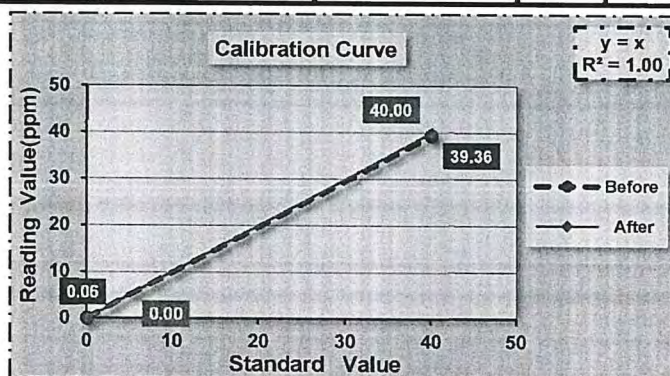
Equipment	Gas Analyzer (CO)	Customer Name	Korachindustry
Manufacture	HORIBA	Location	Envi Research
Model	APMA-360 CE	Scientist	Panupon
Serial No.	576876074	Calibration Date	January 10, 2022
Analyzer Unit	ppm	Time	11:15 AM

Instruments for Calibration

Instruments	Manufacture	Model	Serial Number
Zero Air Supply	Thermo Env.	111	0700419829
Dynamic Dilution Calibrator	Tanabyte	300	0172
Standard Gas Components	CO = 4,516 ppm		
Cylinder No : EB0123013	NO = 55.3 ppm		
Expire Date : Oct 22, 2027	SO ₂ = 54.9 ppm		

Single Point Calibration

Standard Gas	Standard Gas Value	Analyzer Value (ppm)		Stability		% Abs Error
		Before	After	Before	After	
Zero	0	0.06	0.00	-	-	-
Span	40	39.36	40.00	-	-	1.60



STATUS TEST AND VALIDATION OF CO ANALYZER MODEL APMA-360CE

Parameter	Unit	Observed Value		Nominal Range
		Before Adjust	After Adjust	
SIGNAL (MAIN)	mV	16.1	13.9	Voltage of the measured CO Value
SIGNALI (COMP)	mV	8.0	8.5	Voltage of the interference component Value
CELL	°C	39.2	39.3	Ambient + (5 to 15 °C)
SAMPLE	L/min	1.2	1.2	1 L/min to 2 L/min
OVER FLOW	LPM	0.0	0.0	< 1.2

Calibrate By :

(MR.PANUPON PODANG)
January 10, 2022

envi research
ENVIRONMENT RESEARCH & TECHNOLOGY CO., LTD.

Checked By :

(MS.SUTATIP IM-NOI)
January 10, 2022

Calibration Data of NOx Analyzer

Analyzer Performance Test

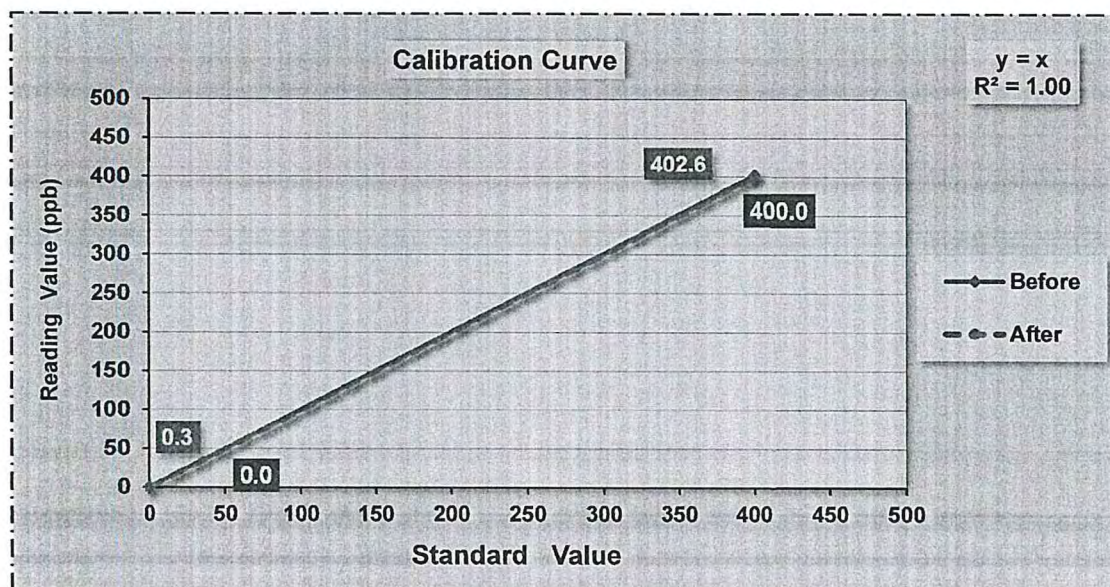
Equipment	Gas Analyzer (NOx)	Customer Name	Korachindustry
Manufacture	API	Location	Envi Research
Model	200A	Scientist	Panupon
Serial No.	1975	Calibration Date	January 22, 2022
Analyzer Unit	ppb	Time	11:07 AM

Instruments for Calibration

Instruments	Manufacture	Model	Serial Number
Zero Air Supply	Thermo Env.	111	0700419829
Dynamic Dilution Calibrator	Tanabyte	3011-GD	0165
Standard Gas Components	CO = 4,516 ppm		
Cylinder No : EB0123013	NO = 55.3 ppm		
Expire Date : Oct 22, 2027	SO ₂ = 54.9 ppm		

Single Point Calibration

Standard Gas	Standard Gas Value	Analyzer Value								% Abs Error
		NO _x (ppb)		NO (ppb)		NO ₂ (ppb)		Stability		
		Before	After	Before	After	Before	After	Before	After	
Zero	0	0.3	0.0	0.3	0.0	0.0	0.0	-	-	-
Span	400	414.6	405.0	402.6	400.0	12.0	5.0	-	-	0.7



STATUS TEST AND VALIDATION OF NO_x ANALYZER MODEL 200A

Parameter	Display As	Unit	Observed Value		Nominal Range
			Before Adjust	After Adjust	
Range	RANGE	ppb	500	500	0 - 500 standard
Stability	STABIL	ppb	1.0	0.2	< 2 with zero air
Sample Flow	SAMP FL	cc / min	481	473	500 +/- 50
Ozone Flow	OZONE FL	cc / min	79	79	80 +/- 10
PMT signal	PMT	mV	55	46	0 to 5,000
Auto - Zero	AZERO	mV	35	33	-20 to 150
High Voltage Power Supply	HVPS	V	790	790	450 to 900
Reaction Cell Temperature	RCELL TEMP	°C	50	50	50 +/- 1
Box Temperature	BOX TEMP	°C	30	27	Ambient temp.+3 / -7
PMT Temperature	PMT TEMP	°C	7	7	7 +/- 1
Converter Temperature	MOLY TEMP	°C	314	314	315 +/- 5
Reaction Cell Pressure	RCEL	In - Hg - A	10	10	2 to 10 (Constant)
Sample Pressure	SAMP	In - Hg - A	31	31	Ambient - 1 (Constant)
NO _x Slope	NO _x SLOPE	-	1.103	1.062	1.000 +/- 0.300
NO _x Offset	NO _x OFFSET	mV	-16	-16	0 +/- 20
NO Slope	NO SLOPE	-	1.069	1.013	1.000 +/- 0.300
NO Offset	NO OFFSET	mV	-14	-14	0 +/- 20

Calibrate By :

(MR.PANUPON PODANG)

January 22, 2022



Checked By :

(MS.SUTATIP IM-NOI)

January 22, 2022

Calibration Data of SO₂ Analyzer

Analyzer Performance Test

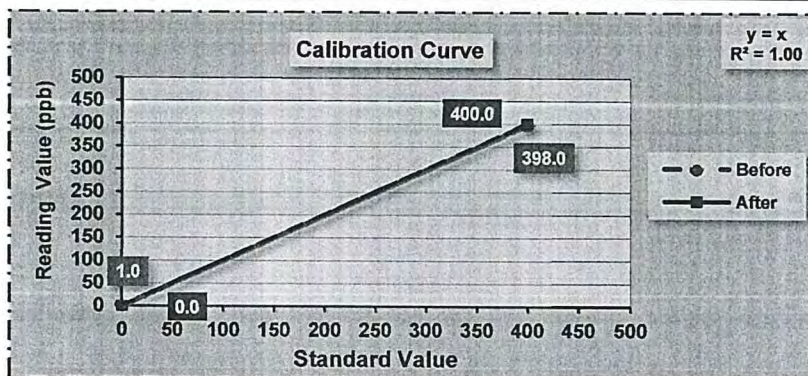
Equipment	Gas Analyzer (SO ₂)	Customer Name	Korachindustry
Manufacture	Thermo	Location	Envi Research
Model	43i-BNSAA	Scientist	Panupon
Serial No.	CM14430001	Calibration Date	January 24, 2022
Analyzer Unit	ppb	Time	1:47 PM

Instruments for Calibration

Instruments	Manufacture	Model	Serial Number
Zero Air Supply	Thermo Env.	111	0700419829
Dynamic Dilution Calibrator	Tanabyte	3011-GD	0165
Standard Gas Components	CO = 4,516 ppm		
Cylinder No : EB0123013	NO = 55.3 ppm		
Expire Date : Oct 22, 2027	SO ₂ = 54.9 ppm		

Single Point Calibration

Standard Gas	Standard Gas Value	Analyzer Value (ppb)		Stability		% Abs Error
		Before	After	Before	After	
Zero	0	1.0	0.0	-	-	-
Span	400	398.0	400.0	-	-	0.5



STATUS TEST AND VALIDATION OF SO₂ ANALYZER MODEL 43i-BNSAA

Parameter	Display As	Unit	Observed Value		Nominal Range
			Before Adjust	After Adjust	
Range	RANGE	ppb	500	500	0 - 500 standard
Internal Temperature	INTERNAL	°C	30.1	29.9	8.0 °C to 45.0 °C
Chamber Temp	CHAMBER	°C	45.0	44.8	43.0 °C to 47.0 °C
Pressure	PRESSURE	mmHg	731.4	731.1	400.0 to 1,000
Sample Flow	SAMP FLOW	LPM	0.484	0.483	0.350 to 0.750
Lamp Intensity	LAMP INTENSITY	%	9	92	20 to 100
Lamp Voltage	LAMP VOLTAGE	V	1051	1049	500 to 1200
SO ₂ Concentration	SO ₂ CONCENTRATION	ppb	3.0	1.9	0 to 10,000
Motherboard Status	MOTHERBOARD STATUS	-	OK	OK	OK
Interface Status	INTERFACE STATUS	-	OK	OK	OK

Calibrate By :

(MR.PANUPON PODANG)
January 24, 2022

envi research
Checked By :
ENVIRONMENT RESEARCH & TECHNOLOGY CO., LTD.

(MS.SUTATIP IM-NOI)
January 24, 2022

Calibration Data of CO Analyzer

Analyzer Performance Test

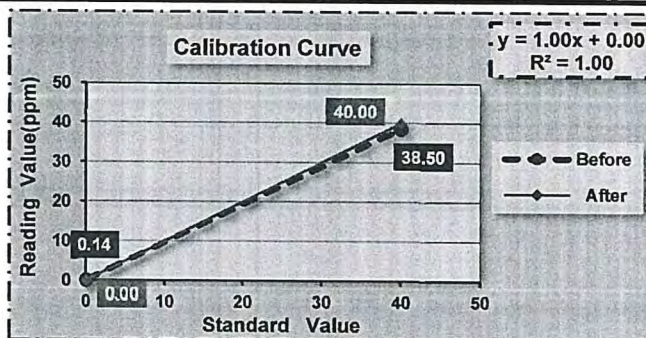
Equipment	Gas Analyzer (CO)	Customer Name	Korachindustry
Manufacture	Thermo	Location	Envi Research
Model	48C	Scientist	Panupon
Serial No.	415406563	Calibration Date	January 22, 2022
Analyzer Unit	ppm	Time	10:49 AM

Instruments for Calibration

Instruments	Manufacture	Model	Serial Number
Zero Air Supply	Thermo Env.	111	0700419829
Dynamic Dilution Calibrator	Tanabyte	3011-GD	0165
Standard Gas Components	CO = 4,516 ppm		
Cylinder No : EB0123013	NO = 55.3 ppm		
Expire Date : Oct 22, 2027	SO ₂ = 54.9 ppm		

Single Point Calibration

Standard Gas	Standard Gas Value	Analyzer Value (ppm)		Stability		% Abs Error
		Before	After	Before	After	
Zero	0	0.14	0.00	-	-	-
Span	40	38.50	40.00	-	-	3.75



STATUS TEST AND VALIDATION OF CO ANALYZER MODEL 48C

Parameter	Display As	Unit	Observed Value		Nominal Range
			Before Adjust	After Adjust	
Range	RANGE	ppm	50	50	0 - 100 standard
Internal Temp	INTERNAL TEMP	°C	39	38.8	8.0 to 47.0
Chamber Temp	CHAMBER TEMP	°C	46.2	46.4	40.0 to 59.0
Pressure	PRESSURE	mmHg	765.6	763.4	250 to 1,000
Sample Flow	FLOW	LPM	0.954	0.953	0.350 to 1.500
Bias Voltage	BIAS VOLT	V	-115.2	-115.2	-130 to -100
AGC Intensity	AGC	Hz	202,240	202,239	150,000 to 300,000
Motor Speed	SPEED	%	100	100	100
Concentration	Conc.	ppm	0.655	0.333	0 to 10,000
Motherboard Status	MOTHERBOARD	-	OK	OK	OK
Interface Status	INTERFACE	-	OK	OK	OK

Calibrate By :

(MR.PANUPON PODANG)
January 22, 2022



Checked By :

(MS.SUTATIP IM-NOI)
January 22, 2022



THAI METEOROLOGICAL DEPARTMENT

4353 Sukhumvit, Bangna, Bangkok 10260 Tel. 081-454-2804, 0-2399-0469

Calibration Certificate

Issued by : Calibration & Test Section : Meteorological Instruments Bureau

Date of Issue 6 August, 2021

Certification No. 371/21

Page : 1 of 2

Object : Wind speed and wind direction

Manufacturer : Davis Instruments Inc.

Type : Weather Wizard III Product No. 7425

Serial No. : WC40801A97 ID No. : No.16

Customer : Environment Research & Technology Company Limited.
25/113-114 Moo 6 Soi Chinaket 1, Ngamwongwan Road,
Toongsonghong, Laksi, Bangkok 10210.

Calibration Condition : Temperature 25.1 °C Barometric Pressure 1009.3 hPa

NATIONAL STANDARD WIND TUNNEL :

: Thermal Anemometer 642 S/N 91563

: HOOK GAGE NO 1425 Pitot Tube Theodor Friedrichs Type 0800.0000 serial 9023

N.I.S.T. Test Reference Number 731/241460

: Ultrasonic Anemometer Model DA-650-3TV (sensor TR-90AH)

Serial Number 110730029 (sensor 120629586)

JAPAN QUALITY ASSURANCE ORGANIZATION

Calibrated by :

Mr. Watcharapol Subwat

Mechanical Engineer

Signed :

Mr. Pisood Promsut





THAI METEOROLOGICAL DEPARTMENT

4353 Sukhumvit, Bangna, Bangkok 10260 Tel. 081-454-2804,0-2399-0469

The Result of Calibration

Certification No. 371/21

6 August, 2021

Page : 2 of 2

Standard Ultrasonic Anemometer m/sec	HOOK GAGE NO. 1425			TESTED ANEMOMETER	
	Pressure inches	Vacumm inches	Pressure hPa	Velocity m/sec	Correction m/sec
1.00	-	-	-	0.9	0.10
3.02	-	-	-	2.7	0.32
5.00	-	-	-	4.5	0.50
7.04	-	-	-	6.7	0.34
9.02	-	-	-	8.5	0.52
11.01	-	-	-	10.7	0.31
13.01	-	-	-	12.5	0.51
15.01	-	-	-	14.3	0.71
17.02	-	-	-	16.5	0.52
20.02	-	-	-	19.3	0.72

Wind Aloft Plotting Board.	
US.DEPARTMENT OF COMMERCE WEATHER BUREAU	
WIND DIRETION	TESTED WIND DIRECTION
0	0
90	90
180	180
270	270

Calibrated by :

Watchapol

Mr. Watchapol Subwat

Mechanical Engineer

Calibration & Test Section

Meteorological Instruments Bureau



Support Equipment Type	: Sound Level Calibrator
Manufacture	: Larson Davis
Model	: CAL200
Serial No.	: 2197
Range of Calibrator	
- Sound Pressure Level	: 94.0 dB.
- Frequency	: 1,000 Hz.
Calibrated By	: Mr.Assada Chaiyawong
Calibration Date	: January 25, 2022
Customer Name	: Korachindustry Co., Ltd. (โครงการโรงไฟฟ้าชีวมวลโครงการ 3 (SPP Hybrid Firm))

[illegible]

Mr. Prayun Detkla
Technician

.....
Ms.Sutatip Im-noi
Environmental Scientist



THAILAND INSTITUTE OF SCIENTIFIC AND TECHNOLOGICAL RESEARCH (TISTR)

Request No. 21-64/0733

MTC No. EEL. BP. 89/0764

CALIBRATION CERTIFICATE

Submitted by : Environment Research & Technology Co.,Ltd.

Address : 25/114 Moo 6, Soi Chinnaket 1, Ngamwongwan Road, Toongsonghong, Laksi, Bangkok, 10210.

Calibrated at : Electrical and Electronic Standards Laboratory, Industrial Metrology and Testing Service Centre.
: Soi 1C, Bangpoo Industrial Estate, Sukhumvit Rd., Muang, Samutprakan 10280.

Instrument Calibrated :

Description : Precision Acoustic Calibrator

Manufacturer : Larson Davis

Model : CAL150

Serial No. : 2197

Ambient Environment

Temperature : $(23 \pm 3) ^\circ\text{C}$

Relative Humidity : $(50 \pm 15) \%$

Ambient Pressure : $(101.325 \pm 1.500) \text{ kPa}$

Standards used :

1. Digital Function Synthesizer NF Electronic DF-193A S/N 122037.
2. Measuring Amplifier Bruel&Kjaer 2636 S/N 1537484.
3. Programmable Attenuator Tamagawa TPA-303A S/N OF 2214.
4. Digital Multimeter Agilent 34401A S/N MY44005560.
5. Pressure Transmitter Vaisala PTB202AD S/N T0650001.
6. Audio Analyzer Panasonic VP-7722A S/N 041477D122.
7. Condenser Microphone B&K 4180 S/N 2633526.

Calibration Procedure: CP-102-04 based on IEC 60942-2003. The sound pressure level of instrument was measured by standard microphone using an insert voltage technique.

This instrument has been calibrated against standards maintained at Electrical and Electronic Standards Laboratory (EEL), which are traceable to the International System of Units through the National Institute of Metrology (Thailand).

The information on actual reading is attached herewith and the uncertainty limits quoted refer to the measured values only.

Date of Receipt : 21 Jul. 2021

Date of Calibration : 28 Jul. 2021

1 / 3

The results relate only to the items tested/calibrated or value assigned.

Advertising the Report/Certificate and publicity of the results except in full are prohibited unless written permission is obtained from the governor of TISTR.

FM.BL.MTC.002 Rev.4

Head Office
35 Mu 3 Tambon Khlong Ha, Amphoe Khlong Luang,
Changwat Pathumthani 12120, Thailand
Tel. (66) 0 2577 9000
Fax. (66) 0 2577 9009
E-mail : rumpai@tistr.or.th Website:www.tistr.or.th

Office/Laboratory
Soi 1C, Bangpoo Industrial Estate, Sukhumvit Road,
Amphoe Muang, Changwat Samutprakan 10280, Thailand
Tel. (66) 0 2323 1672-80 ext. 115, 116
Fax. (66) 0 2323 9165
E-mail : mtc@tistr.or.th

Office
196 Phahonyothin Road, Chatuchak, Bangkok 10900,
Thailand
Tel. (66) 0 2579 1121-30 ext. 5219, 5225, 5217
Fax. (66) 0 2579 8592
E-mail : sumalee@tistr.or.th

THAILAND INSTITUTE OF SCIENTIFIC AND TECHNOLOGICAL RESEARCH (TISTR)

Request No. 21-64/0733

MTC No. EEL. BP. 89/0764

The reported expanded uncertainty is based upon a standard uncertainty multiplied by a coverage factor $k = 2$, providing a level of confidence of approximately 95%.

Nominal Output of Unit Under Test = 94 dB re 20 μ Pa at 1000 Hz

Acoustic Output in dB re 20 μ Pa , Corrected to Reference Conditions : 101.325 kPa , 23.0 °C and 50 %RH

1. Sound Pressure Level

Standard Microphone Type	Measured Sound Pressure Level (dB)	Deviated value (dB)	Uncertainty (dB)	Tolerance limit IEC60942:2003 Class 2
1/2 inch Brüel&Kjaer4180	93.96	-0.04	± 0.10	± 0.75 dB

2. Frequency

Standard Microphone Type	Measured Frequency (Hz)	Deviated value (Hz)	Uncertainty (Hz)	Tolerance limit IEC60942:2003 Class 2
1/2 inch Brüel&Kjaer4180	999.7	-0.3	± 1.5	$\pm 2.0\%$

3. Total distortion

Standard Microphone Type	Measured Total distortion (%)	Uncertainty (%)	Tolerance limit IEC60942:2003 Class 2
1/2 inch Brüel&Kjaer4180	1.44	± 0.50	$\pm 4.0\%$

Note : 1. No adjustment.

2. The calibrator pressure correction was not included.

3. The microphone volume correction was included at level of 0.26 dB from manual.

Date of Calibration : 28 Jul. 2021

2 / 3

The results relate only to the items tested/calibrated or value assigned.

Advertising the Report/Certificate and publicity of the results except in full are prohibited unless written permission is obtained from the governor of TISTR.

FM.BL.MTC.002 Rev.4

Head Office

35 Mu 3 Tambon Khlong Ha, Amphoe Khlong Luang,
Changwat Pathumthani 12120, Thailand
Tel. (66) 0 2577 9000
Fax. (66) 0 2577 9009
E-mail : rumpai@tistr.or.th Website:www.tistr.or.th

Office/Laboratory

Soi 1C, Bangpoo Industrial Estate, Sukhumvit Road,
Amphoe Muang, Changwat Samutprakan 10280, Thailand
Tel. (66) 0 2323 1672-80 ext. 115, 116
Fax. (66) 0 2323 9165
E-mail : mtc@tistr.or.th

Office

196 Phahonyothin Road, Chatuchak, Bangkok 10900,
Thailand
Tel. (66) 0 2579 1121-30 ext. 5219, 5225, 5217
Fax. (66) 0 2579 8592
E-mail : sumalee@tistr.or.th

THAILAND INSTITUTE OF SCIENTIFIC AND TECHNOLOGICAL RESEARCH (TISTR)

Request No. 21-64/0733

MTC No. EEL. BP. 89/0764

Nominal Output of Unit Under Test = 114 dB re 20 μ Pa at 1000 Hz

Acoustic Output in dB re 20 μ Pa , Corrected to Reference Conditions : 101.325 kPa , 23.0 °C and 50 %RH

1. Sound Pressure Level

Standard Microphone Type	Measured Sound Pressure Level (dB)	Deviated value (dB)	Uncertainty (dB)	Tolerance limit IEC60942:2003 Class 2
1/2 inch Bruel&Kjaer 4180	113.96	-0.04	± 0.10	± 0.75 dB

2. Frequency

Standard Microphone Type	Measured Frequency (Hz)	Deviated value (Hz)	Uncertainty (Hz)	Tolerance limit IEC60942:2003 Class 2
1/2 inch Bruel&Kjaer 4180	999.6	-0.4	± 1.5	$\pm 2.0\%$

3. Total Distortion


Standard Microphone Type	Measured Total Distortion (%)	Uncertainty (%)	Tolerance limit IEC60942:2003 Class 2
1/2 inch Bruel&Kjaer 4180	0.38	± 0.50	$\pm 4.0\%$

Note : 1. No adjustment.

2. The calibrator pressure correction was not included.

3. The microphone volume correction was included at level of 0.26 dB from manual

Calibrated by :


.....
(Mr. Weerachai Deechaiyae)

Approved by :


.....
(Mr. Prawate Kluaypa)
Acting Director

Electrical and Electronic Standards Laboratory

Industrial Metrology and Testing Service Centre

Date of Calibration : 28 Jul. 2021

Date of Issue : 30 Jul. 2021

Ref : 2011264072103155001

End of Certificate

3 / 3

The results relate only to the items tested/calibrated or value assigned.

Advertising the Report/Certificate and publicity of the results except in full are prohibited unless written permission is obtained from the governor of TISTR.

FM.BL.MTC.002 Rev.4

Head Office

35 Mu 3 Tambon Khlong Ha, Amphoe Khlong Luang,
Changwat Pathumthani 12120, Thailand
Tel. (66) 0 2577 9000
Fax. (66) 0 2577 9009
E-mail : rumpai@tistr.or.th Website:www.tistr.or.th

Office/Laboratory

Soi 1C, Bangpoo Industrial Estate, Sukhumvit Road,
Amphoe Muang, Changwat Samutprakan 10280, Thailand
Tel. (66) 0 2323 1672-80 ext. 115, 116
Fax. (66) 0 2323 9165
E-mail : mtc@tistr.or.th

Office

196 Phahonyothin Road, Chatuchak, Bangkok 10900,
Thailand
Tel. (66) 0 2579 1121-30 ext. 5219, 5225, 5217
Fax. (66) 0 2579 8592
E-mail : sumalee@tistr.or.th



TECHNOLOGY PROMOTION ASSOCIATION (THAILAND-JAPAN)
CORPORATE SERVICES 3: EQUIPMENT CALIBRATION AND TESTING SERVICES
534/4 PATTANAKARN ROAD SOI 18, SUANLUANG, SUANLUANG BANGKOK 10250
TEL. 0-2717-3000-27 FAX. 0-2719-9484



Cert.No.: 22CH541

Page.: 1 of 3

Certificate of Calibration

Equipment : pH Meter
Manufacturer : EcoSense
Model : pH100A
Serial No. : JC03335
ID No. : UAE.EFM.062/2562(ENV.pH.02/62)
Condition As-Received: Used Item
Received Date : 18 April 2022
Calibration Date : 19 April 2022
Reference : 2204-0341WSC-1
Submitted by : United Analyst and Engineering Consultant Co.,Ltd.
3 Soi Udomsuk 41, Sukhumvit Road,
Bangchak, Phrakhanong, Bangkok 10260

Ambient Temperature : (25 ± 2.5) °C
Relative Humidity : (50 ± 15) %
Calibration Procedure : In - house method :
- CP-CH5 by direct measurement with standard
voltage calibrator and direct measurement with
certified reference material (CRM)
- CP-CH8 by comparison with standard thermometer

Calibrated by : Warakorn Lernagtrakul

Approved by :

Malu

Approved Signatory

- (/) Malee Butkruea
() Saithip Meangmai
() Warakorn Lernagtrakul

Issue Date : 21 April 2022

The Uncertainties are for a confidence probability of approximately 95%

This certificate may not be reproduced other than in full, except with the prior written
Approval of the head of Corporate Services 3 : Equipment Calibration and Testing Services.

เอกสารไม่ควบคุม

A 0039922



☒ PASS

☐ NOT PASS

Remarks Temp ± 0.5 (Std Thermometer)

 mv ± 1 (Std Voltage Input)

 pH ± 0.1 (Std Buffer Solution)

ป.

 (ผู้จัดทำ)

 Verify



 (อรรถพร)

 Approve

เอกสารไม่ควบคุม



Cert.No.: 22CH541

Page.: 2 of 3

Condition of this calibration result

1. Reference Standard Instrument : -

<u>Instrument</u>	<u>Serial No.</u>	<u>ID No.</u>	<u>Cert. No.</u>	<u>Due Date</u>
1) Document Process Calibrator	54030049	130RC116	21E2682	25 Aug 2022
2) Ref. Standard Thermometer	4982054	110RC044	21I1201	26 Oct 2022

This certification is traceable to the International System of Unit maintained at:-

- Traceable to National Institute of Metrology (Thailand), NIMT

2. Certified Reference Materials : The measurement results are traceable to SI through CPA chem Ltd.,
ANSI-ASQ National Accreditation Board, Accredited No. AR-1835

<u>Buffer Solution</u>	<u>Manufacturer</u>	<u>Lot No.</u>	<u>Exp. date</u>
pH 4.008	CPA chem	788995	01 Jan 2024
pH 6.983	CPA chem	766822	04 Sep 2022
pH 10.015	CPA chem	766824	04 Sep 2022

3. This certificate is valid only to the item calibrated on date and place of calibration.

Calibration Results

Function : mV Measurement

Performing standard curve by Fluke at pH (4,7)(7,10)

Unit Under Calibration	Nominal Value	Standard Voltage Input	Actual Reading		Uncertainty of Measurement (±mV)	Coverage factor <i>k</i>
	pH	mV	mV	pH		
pH Meter S/N.: JC03335	4.00	177.48	177	4.01	0.58	2.00
	7.00	0.00	0	7.00	0.58	2.00
	7.00	0.00	0	7.00	0.58	2.00
	10.00	-177.48	-177	10.01	0.58	2.00

Malu

เอกสารไม่ควบคุม

a 1104906



Cert.No.: 22CH541

Page.: 3 of 3

Calibration Results**Function : pH Measurement**

Performing three buffers standard curve by using buffer nominal pH (4,7)(7,10)

Unit Under Calibration	Standard pH Buffer Solution	Actual pH Reading	Actual mV Reading (mV)	Uncertainty of pH measurement (\pm)	Coverage factor k
pH Electrode S/N.:220202SIA605377	4.008	4.01	173	0.0079	2.00
	6.983	6.98	-2	0.011	2.00
	6.983	6.98	-2	0.011	2.00
	10.015	10.01	-178	0.0092	2.00

Function : Temperature Measurement**(*) Without adjustment**

This equipment was connected with Temperature Probe;

- Model : -

- Serial No. : 220202SIA605377

Dimension of probe;

- Length : 110 mm.

- Diameter : 12 mm.

- Immersion Depth : 100 mm.

Calibration Point ($^{\circ}\text{C}$)	Standard Temperature ($^{\circ}\text{C}$)	UUC* Reading ($^{\circ}\text{C}$)	Error ($^{\circ}\text{C}$)	Uncertainty of measurement (\pm $^{\circ}\text{C}$)	Coverage factor k
25.0	25.002	25.1	0.098	0.13	2.00
30.0	30.003	30.1	0.097	0.13	2.00
35.0	35.002	35.1	0.098	0.13	2.00

Remark : - UUC* = Unit Under Calibration

The reported uncertainty of measurement was based on a standard uncertainty multiplied by a coverage factor k , providing a level of confidence of approximately 95 %.

-o0o-

Malu

เอกสารไม่ควบคุม

a 1104905



TECHNOLOGY PROMOTION ASSOCIATION (THAILAND-JAPAN)
CORPORATE SERVICES 3 : EQUIPMENT CALIBRATION AND TESTING SERVICES

534/4 PATTANAKARN ROAD SOI 18, SUANLUANG, SUANLUANG BANGKOK 10250

TEL. 0-2717-3000 FAX. 0-2719-9484

Cert.No.: 22TW102

Page.: 1 of 2

Certificate of Testing

Equipment :	DO Meter
Manufacturer :	Horiba
Model :	LAQUA-DO210
Serial No. :	HE9M0004
ID No. :	UAE.EFM.012/2563 (EFM.DO.01/63)
Received Date :	26 April 2022
Test Date :	28 April 2022
Reference :	2204-0674WSC-1
Submitted by :	United Analyst and Engineering Consultant Co.,Ltd. 3 Soi Udomsuk 41, Sukhumvit Road, Bangchak, Phrakhanong, Bangkok 10260
Laboratory Condition :	Temperature (25 ± 5) °C Humidity (50 ± 20) %
Test Procedure :	In - house method : CP-CH9 by Comparison Technique with Azide Modification Method
Tested by :	Walalak Sirithean

Approved by :

Approved Signatory

- (☒) Malee Butkruea
(☐) Saithip Meangmai
(☐) Warakorn Lernagtrakul

Issue Date :

3 May 2022

เอกสารไม่ควบคุม

B 0286802



Cert.No.: 22TW102

Page.: 2 of 2

Condition of this result of calibration

1. Reference Standard Instruments :

This certification is traceable to the International System of Unit through the reference standards laboratory of Industrial Calibration Center, Technology Promotion Association (Thailand-Japan).

<u>Instruments</u>	<u>Serial No.</u>	<u>ID No.</u>	<u>Certificate No.</u>	<u>Due Date</u>
1) Burette	-	130BU10	21CG1389	25 Mar 2023
2) Balance	1126143764	140RC004	21MM430	21 Sep 2022

2. Standard Material :-

<u>Material</u>	<u>Manufacturer</u>	<u>Lot.No.</u>	<u>Assay</u>
Sodium Thiosulfate pentahydrate	Merck	AM1763316	100.2%

Result : Dissolved Oxygen Meter Adjustment With Air 100 %

Dissolved Oxygen Probe No.: 9K0L0009

Titration Method (Azide Modification Method) (mg/L)	DO Meter Reading (mg/L)	Standard Deviation (mg/L)
8.10	8.11	0.0055

This report was certified only for the instrument we tested. It is allowable to use for study the system efficiency, The environmental impact control and present to organization it may concerned. Intend to use for advertising and referral purpose is prohibited. This report may not be reproduced other in full, without written approval of the laboratory

-o0o-

Malu

เอกสารไม่ควบคุม

a 1106499



TECHNOLOGY PROMOTION ASSOCIATION (THAILAND-JAPAN)
CORPORATE SERVICES 3: EQUIPMENT CALIBRATION AND TESTING SERVICES
534/4 PATTANAKARN ROAD SOI 18, SUANLUANG, SUANLUANG BANGKOK 10250
TEL. 0-2717-3000-27 FAX. 0-2719-9484



Cert. No.: 22LM74

Page.: 1 of 2

Certificate of Calibration

Equipment : DO Meter with Sensor
Manufacturer : Horiba
Model : LAQUA-DO210
Serial No. : HE9M0004
ID No. : UAE.EFM.012/2563 (EFM.DO.01/63)
Submitted by : United Analyst and Engineering Consultant Co.,Ltd.
1/6 Soi Ramkhamhaeng 145,
Khwaeng/Khet Saphan Sung,
Bangkok 10240
Location : TPA On Site Calibration Laboratory
Received Order : 26 April 2022
Calibrated Date : 5 May 2022
Ambient Temperature : (26 ± 10) °C
Relative Humidity : (50 ± 30) %
AC Line Voltage : (220 ± 22) V

Calibrated by : Malee Butkruea

Approved by :

Approved Signatory

() Pornthippa Tameyakul

(✓) Suwit Imjai

Issue Date : 10 May 2022

The Uncertainties are for a confidence probability of approximately 95%

This certificate may not be reproduced other than in full, except with the prior written
Approval of the head of Corporate Services 3 : Equipment Calibration and Testing Services.

เอกสารไม่ควบคุม

A 0041002



Equipment : DO Meter with Sensor
Condition As-Received : Used Item
Reference : 2204-0674WSC-2
Procedure Used :-

Cert. No.: 22LM74
Page.: 2 of 2

Calibration were conducted using in-house calibration procedure CP-OT01 according to comparison with Industrial Platinum Resistance Thermometer (IPRT) into Temperature Bath.

The temperature scale used was based on ITS-90.

Condition of this result of calibration

1. Reference standard instrument:-

<u>Instrument</u>	<u>Model</u>	<u>Serial No.</u>	<u>Cert. No.</u>	<u>Due Date</u>
1) Digital Thermometer	1523	2188080	2111273	22 Nov 2022

2. This certificate is valid only to the item calibrated on date and place of calibration.

3. This certification is traceable to the International System of Unit.

Result of Calibration :- (*) Without Adjustment

Function : Temperature measurement.

This instrument was connected with temperature sensor, S/N.: 9K0L0009

<u>Calibration Point</u> (°C)	<u>Immersion Depth</u> (mm)	<u>Standard Temperature</u> (°C)	<u>UUC* Reading</u> (°C)	<u>Error</u> (°C)	<u>Uncertainty</u> (± °C)	<u>Coverage Factor</u> <i>k</i>
25.0	80	25.005	25.1	0.095	0.16	2.00
30.0	80	30.003	30.1	0.097	0.16	2.00
35.0	80	35.009	35.0	-0.009	0.16	2.00

UUC* : Unit Under Calibration

The reported uncertainty of measurement was based on a standard uncertainty multiplied by a coverage factor *k*, providing a level of confidence of approximately 95 %.

-o0o-



TECHNOLOGY PROMOTION ASSOCIATION (THAILAND-JAPAN)
CORPORATE SERVICES 3: EQUIPMENT CALIBRATION AND TESTING SERVICES
534/4 PATTANAKARN ROAD SOI 18, SUANLUANG, SUANLUANG BANGKOK 10250
TEL. 0-2717-3000-27 FAX. 0-2719-9484



Cert.No.: 22CH580

Page.: 1 of 3

Certificate of Calibration

Equipment : Conductivity Meter
Manufacturer : Horiba
Model : LAQUA-EC210
Serial No. : HC9L0014
ID No. : UAE.EFM.007/2563(EFM.SCT.01/63)
Condition As-Received: Used Item
Received Date : 26 April 2022
Calibration Date : 27 April 2022
Reference : 2204-0676WSC-1
Submitted by : United Analyst and Engineering Consultant Co.,Ltd.
3 Soi Udomsuk 41, Sukhumvit Road,
Bangchak, Phrakhanong, Bangkok 10260
Ambient Temperature : (25 ± 2.5) °C
Relative Humidity : (50 ± 15) %
Calibration Procedure: In -house method :
- CP-CH6 by direct measurement
with certified reference material (CRM)
- CP-CH8 by comparison with standard thermometer

Calibrated by : Warakorn Lernagatrakul

Approved by :

Approved Signatory

- () Malee Butkruea
(☒) Saithip Meangmai
() Warakorn Lernagatrakul

Issue Date : 6 May 2022

The Uncertainties are for a confidence probability of approximately 95%

This certificate may not be reproduced other than in full, except with the prior written
Approval of the head of Corporate Services 3 : Equipment Calibration and Testing Services.

เอกสารไม่ควบคุม

A 0040861



Cert.No.: 22CH580

Page.: 2 of 3

Condition of this result of calibration

1. Reference Standard Instrument :-

<u>Instrument</u>	<u>Serial No.</u>	<u>ID No.</u>	<u>Certificate No.</u>	<u>Due date</u>
1) Thermometer	1963878	130RC095	21I977	17 Sep 2022
2) Ref. Std. Thermometer	4982054	110RC044	21I1201	26 Oct 2022

This certification is traceable to the International System of Unit maintained at:-

- Traceable to National Institute of Metrology (Thailand), NIMT

2. Certified Reference Materials :-

- Conductivity calibration solution, CPA chem Ltd., The measurement results are traceable to SI through CPA chem Ltd., ANSI-ASQ National Accreditation Board, Accredited No. AR-1835

<u>Conductivity Solution</u>	<u>Manufacturer</u>	<u>Lot No.</u>	<u>Exp. date</u>
1413.0 $\mu\text{S/cm}$	CPA Chem	766815	04 Sep 2022
12.880 mS/cm	CPA Chem	761022	02 Aug 2022

- Control Conductivity calibration solution temperature by Water bath (25 ± 0.1) $^{\circ}\text{C}$

3. This certificate is valid only to the item calibrated on date and place of calibration.

Calibration results**Function : Conductivity Measurement**(*) After Adjustment at 1413.0 $\mu\text{S/cm}$

Conductivity Electrode Serial No.: 9B9F0064

Standard Conductivity Solution	Before Adjustment UUC* Reading	After Adjustment UUC* Reading	Uncertainty of Measurement (\pm)	Coverage factor k
1413.0 $\mu\text{S/cm}$	996.2 $\mu\text{S/cm}$	1413 $\mu\text{S/cm}$	9.2 $\mu\text{S/cm}$	2.00
12.880 mS/cm	9.01 mS/cm	12.78 mS/cm	0.086 mS/cm	2.00

Remark - UUC* = Unit Under Calibration

เอกสารไม่ควบคุม

a 1107546



Cert.No.: 22CH580

Page.: 3 of 3

Calibration Results

Function : Temperature Measurement

(*) Without adjustment

This equipment was connected with Temperature Probe;

- Model : 9383

- Serial No. 9B9F0064

Dimension of probe;

- Length : 90 mm.

- Diameter : 9 mm.

- Immersion Depth : 80 mm.

Calibration Point (°C)	Standard Temperature (°C)	UUC* Reading (°C)	Error (°C)	Uncertainty of Measurement (± °C)	Coverage factor <i>k</i>
25.0	25.002	25.0	-0.002	0.13	2.00
30.0	30.002	30.0	-0.002	0.13	2.00
35.0	35.003	35.0	-0.003	0.13	2.00

Remark : - UUC* = Unit Under Calibration

The reported uncertainty of measurement was based on a standard uncertainty multiplied by a coverage factor *k*, providing a level of confidence of approximately 95 %.

-o0o-


Calibration Certificate

Certificate No.: 2202097-001-01
Client name: UNITED ANALYST AND ENGINEERING CONSULTANT CO.,LTD.
Address: 3 Soi Udomsuk 41, Sukhumvit Road,
Bangchack, Prakhnong, Bangkok 10260

Page 1 of 5

Equipment: pH Meter
Manufacturer: HANNA INSTRUMENTS
Model: HI 2211
Serial No.: 08165345
ID No.: UAE.WAT.004/2556
Order No.: 2202097
Operation No.: 2202097-001
Date of Receipt: 11 March 2022
Date of Calibration: 16 March 2022

Calibrated by Mr.Manas Somsak
Specialist

Approved by 
(Mr.Pheraphat Tuanjit)

Manager, Division of Calibration Laboratory

Date of Issue: 21 March 2022

Responsible for the Technical Management Team

The uncertainties are for a confidence probability of approximately 95%.

This Certificate is issued in accordance with the conditions of accreditation granted by the Thai Laboratory Accreditation Scheme which has assessed the measurement capability of the laboratory and its traceability to recognized national standards and to the units of measurement realized at the corresponding national standards laboratory. This certificate may not be reproduced other than in full except with the prior written approval of the National Food Institute.

Calibration Report

Certificate No.: 2202097-001-01

Equipment: pH Meter **Resolution:** 0.01 pH ; 0.1/1 mV
Manufacturer: HANNA INSTRUMENTS **Model:** HI 2211
Serial No.: 08165345 **Type:** Bench top
ID No.: UAE.WAT.004/2556

Date of Calibration: 16 March 2022

Page 2 of 5

Location: Chemical Calibration Laboratory, National Food Institute.

Environment Condition: **Ambient Temperature:** (23.0 ± 1.5) °C **Relative Humidity:** (49.5 ± 5) %

Condition of Equipment: Good Condition

Condition of this Results of Calibration

1. Calibration Method In house method : W-CC-002 based on direct measurement by using standard voltage calibrator and certified reference material (CRM)

2. Reference Standards / Certified Reference Material

Instruments	Serial / ID No.	Manufacturer	Certificate No.	Due Date
2.1 DC Voltage Calibrator	2709007	Fluke	SCL-21F-0687	24 June 2022
2.2 Digital Thermometer	2709007	Fluke	CC-640599-01	30 October 2022
2.3 Thermo-Hygro Meter	สทอ.พล.BTH 005/58	PONPE	QR21-2787	15 November 2022

Certified Reference Material	Lot. No.	Manufacturer	Ref N	Expire Date
2.4 pH buffer 4.008 (Primary pH buffer Solution)	780012	CPAchem	PH216.L5	21 November 2023
2.5 pH buffer 6.865 (Primary pH buffer Solution)	780013	CPAchem	PH217.L5	21 November 2023
2.6 pH buffer 10.01 (Primary pH buffer Solution)	780015	CPAchem	PH220.L5	21 November 2022
2.7 pH buffer 7.00 (Standard pH buffer Solution)	776840	CPAchem	PH107.L5	8 November 2022

3. This certification is traceable to The International System of Unit (SI Unit)

3.1 Instruments No.2.1	through	NSC-TISI-TIS 17025 Laboratory Accreditation of Calibration No.0075
3.2 Instruments No.2.2	through	NSC-TISI-TIS 17025 Laboratory Accreditation of Calibration No.0061
3.3 Instruments No.2.3	through	NSC-TISI-TIS 17025 Laboratory Accreditation of Calibration No.0292
3.4 Certified Reference Material No. 2.4 to 2.6	traceable to	Primary measurement method- Harned cell using calibrated thermometer, barometer, and nanovoltmeter. The Standard Solution preparation and certified by CPAchem Ltd is accredited to ISO 17034 and ISO/IEC 17025
3.5 Certified Reference Material No. 2.7	traceable to	BIM RefN HI-7 LotN 30.04.2020; BIM RefN HI-9 LotN 28.05.2020; BIM RefN HI-8 LotN 30.04.2020; BIM RefN HI-10 LotN 28.05.2020. The Standard Solution preparation and certified by CPAchem Ltd is accredited to ISO 17034 and ISO/IEC 17025

4. This certificate was certified only for the instrument we calibrated.

5. This result of calibration was found accurate as shown on date and place of calibration only.



Calibration Report

Certificate No.: 2202097-001-01

Equipment: pH Meter Resolution: 0.01 pH ; 0.1/1 mV
Manufacturer: HANNA INSTRUMENTS Model: HI 2211
Serial No.: 08165345 Type: Bench top
ID No.: UAE.WAT.004/2556

Date of Calibration: 16 March 2022

Page 3 of 5

Calibration Results:

1. Calibration of pH Meter (Manual Temperature Compensation at 25 °C)

Nominal pH	DC Voltage Standard (mV)	Average Indicator Reading		Uncertainty (±mV)	Coverage Factor (k)
		mV	pH		
0	414.117	414	0.00	0.58	2.00
2	295.811	295.7	2.00	0.063	2.00
4	177.462	177.4	4.00	0.063	2.00
6	59.159	59.2	6.00	0.063	2.00
7	-0.001	0.1	7.00	0.063	2.00
8	-59.159	-59.1	8.00	0.063	2.00
10	-177.463	-177.3	10.00	0.063	2.00
12	-295.812	-295.6	12.00	0.063	2.00
14	-414.119	-414	14.00	0.58	2.00

2. Calibration of pH Meter with Electrode (Manual Temperature Compensation at 25 °C)

Equipment: pH Electrode Type: Combined Electrode
Manufacturer: METTLER TOLEDO Model: LE420
Serial No.: 1142602 ID.No. N/A

Performance of Electrode system (Three-Point Calibration at pH4, pH7 and pH10)

Certified Value @25 °C (pH)	Average Indicator Reading		Relative Slope (%)	Uncertainty (± pH)	Coverage Factor (k)
	pH	mV			
4.008	4.01	180.5	99.3	0.0071	2.00
6.866	6.87	12.5	-	0.0074	2.00
10.015	10.01	-171.5	99.1	0.0090	2.00
6.983	6.98	5.2	-	0.0092	2.00

Calibration Report

Certificate No.: 2202097-001-01

Equipment: Digital Thermometer with RTD (pH Meter)

Resolution: 0.1 °C Model: HI 2211

Serial No.: 08165345 ID No.: UAE.WAT.004/2556

Manufacturer: HANNA INSTRUMENTS

Date of Calibration: 16 March 2022

Page 4 of 5

Location: Chemical Calibration Laboratory, National Food Institute.

Environment Condition: Ambient Temperature (23.0 ± 1.0) °C

Relative Humidity (50 ± 4) %

Condition of this results of Calibration:

1. Calibration Method :
 - In house method: W-TE-025 by comparison with standard thermometer.
 - The Calibration is determined by comparing with a known temperature from a standard resistance thermometer.
 - The temperature scale in use at this laboratory is the International Temperature scale of 1990 (ITS-90).

2. Reference Standard Instrument :

Instrument	Model	Serial No.	Certificate No.	Due Date	Through
HANDHELD THERMOMETER	1523	2118154	PSL-T 0851/64	24-Jun-22	TISTR
Platinum Resistance Thermometer (PRT)	5627A	877332			

Support Equipment : - Low Temperature Bath (ISOCAL-6), Model: Europa-6 Plus Basic, S/N: 341592/2

3. This certificate is traceable to International System of Units (SI Units).
4. This certificate was certified only for the instrument we calibrated.
5. This result of calibration was found accurate as shown on date and place of calibration only.

6. Condition of Calibrated item : Good

7. Result of Calibration : ☒ Without adjustment ☐ After adjustment



Calibration Report

Certificate No.: 2202097-001-01

Equipment: Digital Thermometer with RTD (pH Meter)

Resolution: 0.1 °C Model: HI 2211

Serial No.: 08165345 ID No.: UAE.WAT.004/2556

Manufacturer: HANNA INSTRUMENTS

Date of Calibration: 16 March 2022

Page 5 of 5

Calibration point: 15.0, 25.0 and 35.0 °C

Calibration result:

- The probe was immersed in liquid bath or dry bath to a minimum depth of 100 mm.

- Description of probe, model : N/A S/N : N/A

Dimension of probe : Diameter 3.5 mm., Length 100 mm.,

Sheath material : Stainless Steel

UUC* Reading (°C)	Standard Temperature (°C)	Correction Value (°C)	Uncertainty ± (°C)
15.0	15.001	0.0	0.099
25.0	25.002	0.0	0.099
35.0	35.002	0.0	0.099

Note - UUC* : Unit Under Calibration

The report uncertainty of measurement was based on standard uncertainty multiplied by coverage factor $k = 2$, providing a level of confidence of approximately 95 %.

----- End -----




Calibration Certificate

Certificate No.: 2201793-001-01
Client name: UNITED ANALYST AND ENGINEERING CONSULTANT CO.,LTD.
Address: 3 Soi Udomsuk 41, Sukhumvit Road,
Bangchack, Prakhonong, Bangkok 10260

Page 1 of 5

Equipment: pH Meter
Manufacturer: METTLER TOLEDO
Model: SevenEasy pH
Serial No.: 1231155210
ID No.: UAE.WAT.010/2553
Order No.: 2201793
Operation No.: 2201793-001
Date of Receipt: 21 February 2022
Date of Calibration: 1 March 2022

Calibrated by Mr.Pheraphat Tuanjit
Scientist

Approved by 
(Mr.Nuttapol Niyomchart) (for)
Specialist, Division of Calibration Laboratory
Responsible for the Technical Management Team

Date of Issue: 1 March 2022

The uncertainties are for a confidence probability of approximately 95%.

This Certificate is issued in accordance with the conditions of accreditation granted by the Thai Laboratory Accreditation Scheme which has assessed the measurement capability of the laboratory and its traceability to recognized national standards and to the units of measurement realized at the corresponding national standards laboratory. This certificate may not be reproduced other than in full except with the prior written approval of the National Food Institute.

Calibration Report

Certificate No.: 2201793-001-01

Equipment: pH Meter Resolution: 0.01 pH ; 1 mV
Manufacturer: METTLER TOLEDO Model: SevenEasy pH
Serial No.: 1231155210 Type: Bench top
ID No.: UAE.WAT.010/2553

Date of Calibration: 1 March 2022

Page 2 of 5

Location: Chemical Calibration Laboratory, NATIONAL FOOD INSTITUTE

Environment Condition: Ambient Temperature: (23.5 ± 1.5) °C Relative Humidity: (53 ± 5) %

Condition of Equipment: Good Condition

Condition of this Results of Calibration

1. Calibration Method In house method : W-CC-002 based on direct measurement by using standard voltage calibrator and certified reference material (CRM)

2. Reference Standards / Certified Reference Material

Instruments	Serial / ID No.	Manufacturer	Certificate No.	Due Date
2.1 DC Voltage Calibrator	2709007	Fluke	SCL-21F-0687	24 June 2022
2.2 Digital Thermometer	2709007	Fluke	CC-640599-01	30 October 2022
2.3 Thermo-Hygro Meter	NFI.BTH004/18	PONPE	QR22-0195	27 January 2023

Certified Reference Material	Lot. No.	Manufacturer	Ref N	Expire Date
2.4 pH buffer 4.008 (Primary pH buffer Solution)	741339	CPAchem	PH216.L5	19 April 2023
2.5 pH buffer 6.865 (Primary pH buffer Solution)	741340	CPAchem	PH217.L5	19 April 2023
2.6 pH buffer 10.01 (Primary pH buffer Solution)	741342	CPAchem	PH220.L5	19 April 2022
2.7 pH buffer 7.00 (Standard pH buffer Solution)	735836	CPAchem	PH107.L5	16 March 2022

3. This certification is traceable to The International System of Unit (SI Unit)

3.1 Instruments No.2.1	through	NSC-TISI-TIS 17025 Laboratory Accreditation of Calibration No.0075
3.2 Instruments No.2.2	through	NSC-TISI-TIS 17025 Laboratory Accreditation of Calibration No.0061
3.3 Instruments No.2.3	through	NSC-TISI-TIS 17025 Laboratory Accreditation of Calibration No.0292
3.4 Certified Reference Material No. 2.4 to 2.6	traceable to	Primary measurement method- Harned cell using calibrated thermometer, barometer, and nanovoltmeter. The Standard Solution preparation and certified by CPAchem Ltd is accredited to ISO 17034 and ISO/IEC 17025
3.5 Certified Reference Material No. 2.7	traceable to	BIM RefN HI-7 LotN 30.04.2020; BIM RefN HI-9 LotN 28.05.2020; BIM RefN HI-8 LotN 30.04.2020; BIM RefN HI-10 LotN 28.05.2020. The Standard Solution preparation and certified by CPAchem Ltd is accredited to ISO 17034 and ISO/IEC 17025

4. This certificate was certified only for the instrument we calibrated.

5. This result of calibration was found accurate as shown on date and place of calibration only.

P. Jenghanlitt
1 March 2022

Calibration Report

Certificate No.: 2201793-001-01

Equipment:

pH Meter

Resolution: 0.01 pH ; 1 mV

Manufacturer: METTLER TOLEDO

Model: SevenEasy pH

Serial No.: 1231155210

Type: Bench top

ID No.: UAE.WAT.010/2553

Date of Calibration: 1 March 2022

Page 3 of 5

Calibration Results:

1. Calibration of pH Meter

(Manual Temperature Compensation at 25 °C)

Nominal pH	DC Voltage Standard (mV)	Average Indicator Reading		Uncertainty (±mV)	Coverage Factor (k)
		mV	pH		
0.00	414.117	414	0.00	0.58	2.00
2.00	295.811	296	2.00	0.58	2.00
4.00	177.462	178	4.00	0.58	2.00
6.00	59.159	59	6.00	0.58	2.00
7.00	-0.001	0	7.00	0.58	2.00
8.00	-59.159	-59	8.00	0.58	2.00
10.00	-177.463	-177	10.00	0.58	2.00
12.00	-295.812	-296	12.00	0.58	2.00
14.00	-414.119	-414	14.00	0.58	2.00

2. Calibration of pH Meter with Electrode

(Manual Temperature Compensation at 25 °C)

Equipment: pH Electrode

Type: Combined Electrode

Manufacturer: METTLER TOLEDO

Model: InLabSolids

Serial No.: 1156882

ID.No. N/A

Performance of Electrode system

(Three-Point Calibration at pH4, pH7 and pH10)

Certified Value @25 °C (pH)	Average Indicator Reading		Relative Slope (%)	Uncertainty (± pH)	Coverage Factor (k)
	pH	mV			
4.008	4.00	180	96.25	0.0076	2.00
6.866	6.88	16	-	0.0079	2.00
10.012	10.01	-162	96.13	0.0094	2.00
6.985	7.00	9	-	0.0097	2.00

P. Jenghant
1 March 2022

เอกสารไม่ควบคุม

Calibration Report

Certificate No.: 2201793-001-01

Equipment: Digital Thermometer with RTD (pH Meter)

Resolution: 0.1 °C Model: SevenEasy pH

Serial No.: 1231155210 ID No.: UAE.WAT.010/2553

Manufacturer: METTLER TOLEDO

Date of Calibration: 1 March 2022

Page 4 of 5

Location: Chemical Calibration Laboratory, NATIONAL FOOD INSTITUTE

Environment Condition:

Ambient Temperature 24 °C ± 1 °C

Relative Humidity 53 % ± 2 %

Condition of this results of Calibration:

1. Calibration Method :
 - In house method: W-TE-025 by comparison with standard thermometer.
 - The Calibration is determined by comparing with a known temperature from a standard resistance thermometer.
 - The temperature scale in use at this laboratory is the International Temperature scale of 1990 (ITS-90).

2. Reference Standard Instrument :

Instrument	Model	Serial No.	Certificate No.	Due Date	Through
HANDHELD THERMOMETER	1523	2118154	PSL-T 0851/64	03-Jun-22	TISTR
Platinum Resistance Thermometer (PRT)	5627A	877332			

Support Equipment : - Low Temperature Bath (ISOCAL-6), Model: Europa-6 Plus Basic, S/N: 341592/2

3. This certificate is traceable to International System of Units (SI Units).
4. This certificate was certified only for the instrument we calibrated.
5. This result of calibration was found accurate as shown on date and place of calibration only.

6. Condition of Calibrated item :

Good

7. Result of Calibration :

☒

Without adjustment

☐

After adjustment

P. Jongsomjit
1 March 2022

Calibration Report

Certificate No.: 2201793-001-01

Equipment: Digital Thermometer with RTD (pH Meter)

Resolution: 0.1 °C Model: SevenEasy pH

Serial No.: 1231155210 ID No.: UAE.WAT.010/2553

Manufacturer: METTLER TOLEDO

Date of Calibration: 1 March 2022

Page 5 of 5

Calibration point: 15.0, 25.0 and 35.0 °C

Calibration result:

- The probe was immersed in liquid bath or dry bath to a minimum depth of 100 mm.
- Description of probe, model : N/A S/N : N/A
- Dimension of probe : Diameter 4 mm., Length 100 mm.,
- Sheath material : Stainless Steel

UUC* Reading (°C)	Standard Temperature (°C)	Correction Value (°C)	Uncertainty ± (°C)
15.1	15.006	-0.1	0.099
25.1	25.004	-0.1	0.099
35.1	35.003	-0.1	0.099

P. Jongsomjit
1 March 2022

Note

- UUC* : Unit Under Calibration

The report uncertainty of measurement was based on standard uncertainty multiplied by coverage factor k= 2, providing a level of confidence of approximately 95 %.

----- End -----



TECHNOLOGY PROMOTION ASSOCIATION (THAILAND-JAPAN)
CORPORATE SERVICES 3: EQUIPMENT CALIBRATION AND TESTING SERVICES
534/4 PATTANAKARN ROAD SOI 18, SUANLUANG, SUANLUANG BANGKOK 10250
TEL. 0-2717-3000-27 FAX. 0-2719-9484



Cert. No.: 22TM90

Page.: 1 of 3

Certificate of Calibration

Equipment : BOD Incubator
Manufacturer : Arco
Model : UC4-1320
Serial No. : 13URC4S013201
ID No. : UAE.WAO.015/2561
Submitted by : United Analyst and Engineering Consultant Co.,Ltd.
3 Soi Udomsuk 41, Sukhumvit Road,
Bangchak, Phrakhanong,
Bangkok 10260
Location : Lab Floor 2
Received Order : 17 February 2022
Calibration Date : 17 February 2022
Ambient Temperature : (26 ± 10) °C
Relative Humidity : (50 ± 30) %

Calibrated by : Kunchit Promprat

Approved by :

Malee

Approved Signatory

- (☒) Pornthippa Tameyakul
(☒) Malee Butkruea
(☐) Suwit Imjai

Issue Date : 22 February 2022

The Uncertainties are for a confidence probability of approximately 95%

This certificate may not be reproduced other than in full, except with the prior written
Approval of the head of Corporate Services 3 : Equipment Calibration and Testing Services.

เอกสารไม่ควบคุม
A 0038099



Equipment : BOD Incubator
Condition As-Received : Used Item
Reference : 2202-0446OC-1

Cert. No.: 22TM90

Page.: 2 of 3

Procedure Used :-

Calibration were conducted using calibration procedure CP-OT02 according to direct measurement method with Data Acquisition which connected with Resistance Temperature Detector (RTD).

The temperature scale used was based on ITS-90.

Condition of this result of calibration

1. Reference standard instrument:-

Instrument	Model	Serial No.	Cert. No.	Due Date
1) Data Acquisition	34970A	MY44035217	21LM30	23 Dec 2022

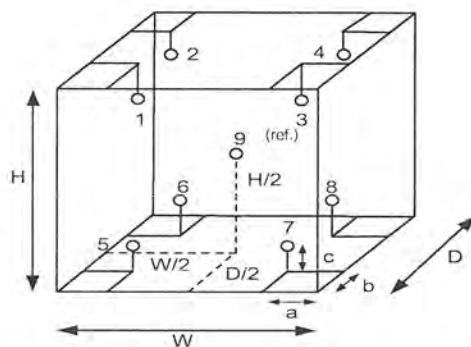
2. This certificate is valid only to the item calibrated on date and place of calibration.

3. This certification is traceable to the International System of Unit.

Result of Calibration :- (*) Without Adjustment

Function of UUC* : Temperature Source

Fresh air setting : Not Available



Environment during calibration		
	Beginning	Finished
Temp. (°C)	28	28
REL.Humid. (%)	68	75
AC Supply (Volt)	226	226

Probe Installation Details :

a = 10 cm
b = 10 cm
c = 10 cm

Dimension of Chamber :

D = 0.62 m
W = 1.2 m
H = 1.2 m
Capacity = 0.89 m³

Position :	Ref. Std. ID No.:
1	18-10RTD-01
2	18-10RTD-02
3	18-10RTD-03
4	18-10RTD-04
5	18-10RTD-05
6	22-10RTD-10
7	18-10RTD-07
8	18-10RTD-08
9 (ref.)	18-10RTD-09

Mlu.

เอกสารไม่ควบคุม
a 1096042



Equipment : BOD Incubator
Condition As-Received : Used Item
Reference : 2202-0446OC-1
Result of Calibration :- (*) Without Adjustment

Cert. No.: 22TM90

Page.: 3 of 3

Function of UUC* : Temperature Source

Fresh air setting : Not Available

Calibration Point (°C)	UUC* Setting (°C)	UUC* Reading (°C)	Temperature stability (± °C)	Temperature uniformity (°C)	Overall Variation (°C)	Uncertainty (± °C)	Coverage Factor <i>k</i>
20.0	19.5	19.4	0.30	0.58	1.0	0.55	2

Calibration Point (°C)	Measured Temperature (°C)								
	Position								
	1	2	3	4	5	6	7	8	9 (ref.)
20.0	20.154	20.013	20.356	19.939	19.834	19.761	19.817	19.824	19.922

Average* : The average of 30 values in each position.

Temperature stability : One-half of the greatest maximum difference of measured temperature at any one sensor.

Temperature uniformity : The maximum difference of measured temperatures at any sensors and the measured temperature at the reference location which are observed at the same time or at as close an observation time as possible to determine the temperature pattern or homogeneity within the chamber under steady-state conditions.

Overall Variation : The Difference of the maximum and minimum measured temperatures throughout observation.

UUC* : Unit Under Calibration

Note : The reported uncertainty of measurement was included stability and excluded uniformity .

The reported uncertainty of measurement was based on a standard uncertainty multiplied by a coverage factor *k*, providing a level of confidence of approximately 95 %.

-o0o-

Wala -

เอกสารไม่ควบคุม
a 1096041



TECHNOLOGY PROMOTION ASSOCIATION (THAILAND-JAPAN)
CORPORATE SERVICES 3: EQUIPMENT CALIBRATION AND TESTING SERVICES
534/4 PATTANAKARN ROAD SOI 18, SUANLUANG, SUANLUANG BANGKOK 10250
TEL. 0-2717-3000-27 FAX. 0-2719-9484



Cert. No.: 21TM1406

Page.: 1 of 3

Certificate of Calibration

Equipment : BOD Incubator

Manufacturer : Arco

Model : UC4-1320

Serial No. : -

ID No. : UAE.WAO.018/2559

Submitted by : United Analyst and Engineering Consultant Co.,Ltd.
3 Soi Udomsuk 41, Sukhumvit Road,
Bangchak, Phrakhanong,
Bangkok 10260

Location : Lab Floor 2

Received Order : 17 August 2021

Calibration Date : 17 August 2021

Ambient Temperature : (26 ± 10) °C

Relative Humidity : (50 ± 30) %

Calibrated by : Khit Ruttanaprapachai

Approved by :

Malee

Approved Signatory

() Pornthippa Tameyakul

(✓) Malee Butkruea

() Suwit Imjai

Issue Date :

1 September 2021

The Uncertainties are for a confidence probability of approximately 95%

This certificate may not be reproduced other than in full, except with the prior written
Approval of the head of Corporate Services 3 : Equipment Calibration and Testing Services.

เอกสารไม่ควบคุม
A 0031568



Equipment : BOD Incubator
Condition As-Received : Used Item
Reference : 2108-0364OC-2

Cert. No.: 21TM1406

Page.: 2 of 3

Procedure Used :-

Calibration were conducted using calibration procedure CP-OT02 according to direct measurement method with Data Acquisition which connected with Resistance Temperature Detector (RTD).

The temperature scale used was based on ITS-90.

Condition of this result of calibration

1. Reference standard instrument:-

Instrument	Model	Serial No.	Cert. No.	Due Date
1) Data Acquisition	34970A	MY41021843	21LM2	18 Feb 2022

2. This certificate is valid only to the item calibrated on date and place of calibration.

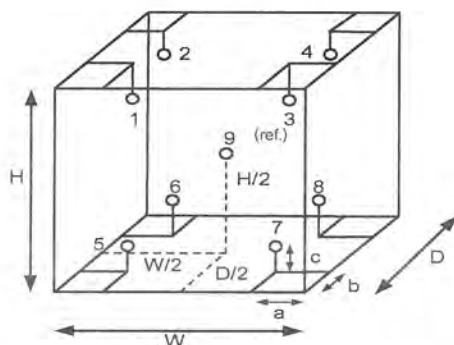
3. This certification is traceable to the International System of Unit.

Result of Calibration :- (*) Without Adjustment

Function of UUC* : Temperature Source

Fresh air setting : Not Available

Environment during calibration		
	Beginning	Finished
Temp. (°C)	28	29
REL.Humid. (%)	52	55
AC Supply (Volt)	220	221



Probe Installation Details :

a = 10 cm
b = 10 cm
c = 10 cm

Dimension of Chamber :

D = 0.53 m
W = 1.2 m
H = 1.2 m
Capacity = 0.76 m³

Position :	Ref. Std. ID No.:
1	21-04RTD-11
2	21-04RTD-12
3	21-04RTD-13
4	21-04RTD-14
5	21-04RTD-15
6	21-04RTD-16
7	21-04RTD-17
8	21-04RTD-18
9 (ref.)	21-04RTD-19

Malu .

เอกสารไม่ควบคุม
a 1069644



Equipment : BOD Incubator
Condition As-Received : Used Item
Reference : 2108-0364OC-2
Result of Calibration :- (*) Without Adjustment
Function of UUC* : Temperature Source
Fresh air setting : Not Available

Cert. No.: 21TM1406

Page.: 3 of 3

Calibration Point (°C)	UUC* Setting (°C)	UUC* Reading (°C)	Temperature stability (± °C)	Temperature uniformity (°C)	Overall Variation (°C)	Uncertainty (± °C)	Coverage Factor <i>k</i>
20.0	19.8	19.7	0.37	0.50	1.1	0.62	2

Calibration Point (°C)	Measured Temperature (°C)								
	Position								
	1	2	3	4	5	6	7	8	9 (ref.)
20.0	20.040	19.742	20.203	19.762	19.784	19.819	19.764	19.797	19.787

Average* : The average of 30 values in each position.

Temperature stability : One-half of the greatest maximum difference of measured temperature at any one sensor.

Temperature uniformity : The maximum difference of measured temperatures at any sensors and the measured temperature at the reference location which are observed at the same time or at as close an observation time as possible to determine the temperature pattern or homogeneity within the chamber under steady-state conditions.

Overall Variation : The Difference of the maximum and minimum measured temperatures throughout observation.

UUC* : Unit Under Calibration

Note : The reported uncertainty of measurement was included stability and excluded uniformity .

The reported uncertainty of measurement was based on a standard uncertainty multiplied by a coverage factor *k*, providing a level of confidence of approximately 95 %.

-o0o-

Malu .

เอกสารไม่ควบคุม
a 1069643



TECHNOLOGY PROMOTION ASSOCIATION (THAILAND-JAPAN)
CORPORATE SERVICES 3: EQUIPMENT CALIBRATION AND TESTING SERVICES
534/4 PATTANAKARN ROAD SOI 18, SUANLUANG, SUANLUANG BANGKOK 10250
TEL. 0-2717-3000-27 FAX. 0-2719-9484



Cert.No.: 22MM210
Page.: 1 of 3

Certificate of Calibration

Equipment : Electronic Balance

Manufacturer : Mettler Toledo

Model : XSR205

Serial No. : C009071872


ID No. : UAE.WAO.012/2563

Submitted by : United Analyst and Engineering Consultant Co.,Ltd.
3 Soi Udomsuk 41, Sukhumvit Road,
Bangchak, Phakhanong,
Bangkok 10260

Location : Balance Room

Received order : 26 April 2022
Calibration Date : 26 April 2022
Ambient Temperature : 15 °C to 40 °C
Relative Humidity : 30 % to 90 %

Calibrated by : Kunchit Promprat

Approved by : 
Approved Signatory

() Pornthippa Tameyakul
(✓) Malee Butkruea
() Suwit Imjai

Issue Date : 29 April 2022

The Uncertainties are for a confidence probability of approximately 95%

This certificate may not be reproduced other than in full, except with the prior written
Approval of the head of Corporate Services 3 : Equipment Calibration and Testing Services.

เอกสารไม่ควบคุม



Equipment : Electronic Balance
Condition As-Received : Used Item
Reference : 2204-0542OC-1

Cert.No.: 22MM210
Page: 2 of 3

Procedure used :-

Calibration were conducted using in-house calibration procedure CP-OB01 according to direct measurement method against standard weight.

Condition of this result of calibration

1. Reference standard instruments:-

<u>Instruments</u>	<u>Model</u>	<u>Serial No.</u>	<u>ID No.</u>	<u>Test report No.</u>	<u>Due date</u>
1) Standard Weight Set (E2)	15884	-	70RC138	MM-0009-21	3 Feb 2023

2. This certificate is valid only to the item calibrated on date and place of calibration.
3. This result of calibration was made on requested at the point specified by customer.
4. This certificate is not certified for any commercial transaction.
5. This certification is traceable to the International System of Unit.

Result of calibration () Without Adjustment (*) After Adjustment by Internal Calibration

Range capacity :	0 g to 81 g	Resolution	0.00001 g
	81 g to 220 g	Resolution	0.0001 g

Before Adjustment :

<u>Applied Weight</u>	<u>Balance Reading</u>	<u>Correction</u>	<u>Measurement Uncertainty</u>	<u>Coverage Factor</u>
(g)	(g)	(g)	(\pm mg)	(k)
80	80.00004	-0.00004	0.15	2.00
200	199.9999	+0.0001	0.35	2.00

After Adjustment :

1. Determination of the standard deviation of weighing machine (n = 10)

<u>Applied Weight</u>	<u>Standard Deviation of Reading (g)</u>
(g)	
80	0.000008
200	0.00005

Malu



Equipment : Electronic Balance
Condition As-Received : Used Item
Reference : 2204-0542OC-1

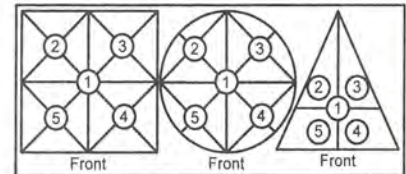
Cert.No.: 22MM210

Page: 3 of 3

Result of calibration

2. Effect of off center loading

A mass of 100 g was placed to various position on the pan.
The weighing machine reading error obtained is given in the table



Maximum difference between
off-center and central loading
(g)
0.0002

Position 1 (g)	Position 2 (g)	Position 3 (g)	Position 4 (g)	Position 5 (g)
-0.0002	-0.0001	0.0000	-0.0002	-0.0002

3. Departure from nominal value

Applied Weight (g)	Balance Reading (g)	Correction (g)	Measurement Uncertainty (± mg)	Coverage Factor (k)
Unload	0.00000	0.00000	0.016	2.13
0.05	0.05001	-0.00001	0.016	2.13
0.1	0.10001	-0.00001	0.017	2.11
1	1.00002	-0.00002	0.019	2.05
5	5.00003	-0.00003	0.026	2.00
20	20.00008	-0.00008	0.049	2.00
50	50.00010	-0.00010	0.080	2.00
80	80.00014	-0.00014	0.15	2.00
100	100.0001	-0.0001	0.21	2.00
150	150.0001	-0.0001	0.29	2.00
200	200.0001	-0.0001	0.35	2.00

The reported uncertainty of measurement was based on a standard uncertainty multiplied by a coverage factor k , providing a level of confidence of approximately 95 %.

-o0o-

Malu.



TECHNOLOGY PROMOTION ASSOCIATION (THAILAND-JAPAN)
CORPORATE SERVICES 3: EQUIPMENT CALIBRATION AND TESTING SERVICES
534/4 PATTANAKARN ROAD SOI 18, SUANLUANG, SUANLUANG BANGKOK 10250
TEL. 0-2717-3000-27 FAX. 0-2719-9484



Cert. No.: 21TM1876

Page.: 1 of 3

Certificate of Calibration

Equipment : Hot Air Oven

Manufacturer : Memmert

Model : UF 55

Serial No. : B216.1666

ID No. : UAE.WAO.027/2559

Submitted by : United Analyst and Engineering Consultant Co.,Ltd.
3 Soi Udomsuk 41, Sukhumvit Road,
Bangchak, Phrakhanong,
Bangkok 10260

Location : Lab Floor 2

Received Order : 29 October 2021

Calibration Date : 29 October 2021

Ambient Temperature : (26 ± 10) °C

Relative Humidity : (50 ± 30) %

Calibrated by : Kunchit Promprat

Approved by :

Approved Signatory

- (☒) Pornthippa Tameyakul
(☒) Malee Butkruea
(☐) Suwit Imjai

Issue Date : 4 November 2021

The Uncertainties are for a confidence probability of approximately 95%

This certificate may not be reproduced other than in full, except with the prior written
Approval of the head of Corporate Services 3 : Equipment Calibration and Testing Services.

เอกสารไม่ควบคุม



Equipment : Hot Air Oven
Condition As-Received : Used Item
Reference : 2110-0701OC-1

Cert. No.: 21TM1876
Page.: 2 of 3

Procedure Used :-

Calibration were conducted using calibration procedure CP-OT02 according to direct measurement method with Data Acquisition which connected with Resistance Temperature Detector (RTD) and Thermocouple Type T.

The temperature scale used was based on ITS-90.

Condition of this result of calibration

1. Reference standard instrument:-

Instrument	Model	Serial No.	Cert. No.	Due Date
1) Data Acquisition	34970A	MY44067817	21LM10	20 Jul 2022

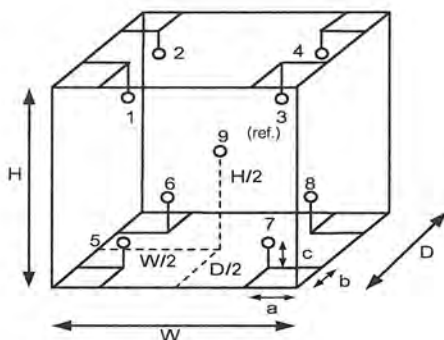
2. This certificate is valid only to the item calibrated on date and place of calibration.

3. This certification is traceable to the International System of Unit.

Result of Calibration :- (*) Without Adjustment

Function of UUC* : Temperature Source

Fresh air setting : Close



Environment during calibration		
	Beginning	Finished
Temp. (°C)	28	28
REL.Humid. (%)	56	55
AC Supply (Volt)	230	230

Probe Installation Details :			Dimension of Chamber :		
a =	5.0	cm	D =	0.33	m
b =	5.0	cm	W =	0.40	m
c =	5.0	cm	H =	0.40	m
			Capacity =	0.053	m ³

Ref. Std. ID No.: @ Calibration Point		
Position :	(140, 180) °C	(104) °C
1	21-15TC-01	15RTD2/11
2	21-15TC-02	15RTD2/12
3	21-15TC-03	15RTD2/13
4	21-15TC-04	15RTD2/14
5	21-15TC-05	15RTD2/15
6	21-15TC-06	15RTD2/20
7	21-15TC-07	15RTD2/17
8	21-15TC-08	15RTD2/18
9 (ref.)	21-15TC-09	15RTD2/19

Malu

เอกสารไม่ควบคุม



Equipment : Hot Air Oven
Condition As-Received : Used Item
Reference : 2110-0701OC-1
Result of Calibration :- (*) Without Adjustment
Function of UUC* : Temperature Source
Fresh air setting : Close

Cert. No.: 21TM1876
Page.: 3 of 3

Calibration Point (°C)	UUC* Setting (°C)	UUC* Reading (°C)	Temperature stability (± °C)	Temperature uniformity (°C)	Overall Variation (°C)	Uncertainty (± °C)	Coverage Factor <i>k</i>
104.0	104.0	104.0	0.11	0.52	0.72	0.42	2
140.0	140.0	140.0	0.25	1.1	1.4	1.1	2
180.0	180.0	180.0	0.18	0.87	1.2	1.1	2

Calibration Point (°C)	Measured Temperature (°C)								
	Position								
	1	2	3	4	5	6	7	8	9 (ref.)
104.0	103.852	103.978	104.382	104.323	103.776	104.015	104.312	104.196	103.907
140.0	140.309	140.730	140.426	140.270	139.531	139.666	140.067	139.895	139.750
180.0	180.598	180.339	180.755	180.619	179.716	179.829	180.204	180.365	179.975

Average* : The average of 30 values in each position.

Temperature stability : One-half of the greatest maximum difference of measured temperature at any one sensor.

Temperature uniformity : The maximum difference of measured temperatures at any sensors and the measured temperature at the reference location which are observed at the same time or at as close an observation time as possible to determine the temperature pattern or homogeneity within the chamber under steady-state conditions.

Overall Variation : The Difference of the maximum and minimum measured temperatures throughout observation.

UUC* : Unit Under Calibration

Note : The reported uncertainty of measurement was included stability and excluded uniformity .

The reported uncertainty of measurement was based on a standard uncertainty multiplied by a coverage factor *k*, providing a level of confidence of approximately 95 %.

-o0o-

Malu

เอกสารไม่ควบคุม


CERTIFICATE OF CALIBRATION

Certificate No. : SP22-007

Page 1 of 5

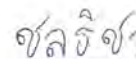
Customer : United Analyst and Engineering Consultant Co.,Ltd. (Head Office)**Address :** 3 Soi Udomsuk 41, Sukhumvit Road, Bangchak, Phrakhanong,

Bangkok 10260

Location of calibration : Laboratory 315**Equipment :** UV-Vis Spectrophotometer**Manufacturer :** Hitachi**Model :** U-1900**Serial No. :** 2021-064**ID No. :** UAE.WAS.006/2552**Received Date :** 20 January 2022**Calibration Date :** 20 January 2022**Issue Date :** 24 January 2022**Condition Instrument :** Good**Calibrated by :**

(Mr.Tanawut Rittidach)

Technical Manager

Approved by :

(Ms. Chonthicha Sangngern)

Quality Manager

The calibration result is applied only to the above calibrated item and was found accurate as shown on date and place of calibration only.

The measurement capability of the laboratory and its traceability to recognized national standards and to the unit of measurement realized at the corresponding national standards laboratory. This certificate may not be reproduced other than in full except with the prior written approval of the DQE Services Co., Ltd.

REPORT OF CALIBRATION

Certificate No. : SP22-007

Page 2 of 5

Environment Condition : Ambient Temperature 25 ± 5 °CRelative humidity 55 ± 20 %RH**Calibration method :** In-house method CP-01 Based on ASTM E275-08**Certified Reference Materials :**

Material	Serial No.	Certificate No.	Due date
Absorbance Standard set	25760	95935	22 October 2023
Absorbance Standard set	25757	95929	22 October 2023
Wavelength Standard set	25806	95916	22 October 2023
Wavelength Standard set	25758	95915	22 October 2023

Traceability This certification is traceable to the International System of Unit maintained at National -

Institute of Standards and Technology (NIST) through Starna Scientific Limited

Spectral Band Width of UUC : 4.0 nm.**Scan Speed of UUC :** 200 nm/min**Scan Interval of UUC :** 0.1 nm.**Resolution of UUC :** Photometric 0.001 Abs.

Wavelength 0.1 nm.

REPORT OF CALIBRATION

Certificate No. : SP22-007

Page 3 of 5

Calibration Results : Without adjustment

Photometric Accuracy :

Wavelength (nm.)	CRMs Values (Abs)	UUC Reading (Abs)	Correction (Abs)	Uncertainty (Abs)	Coverage factor <i>k</i>
420	0.0000	0.000	0.0000	0.0028	2.00
	0.5787	0.577	0.0017	0.0031	2.00
	1.0490	1.050	-0.0010	0.0029	2.00
	2.1900	2.183	0.0070	0.0080	2.00
440	0.0000	0.000	0.0000	0.0028	2.00
	0.5607	0.560	0.0007	0.0034	2.00
	1.0247	1.023	0.0017	0.0035	2.00
	2.1229	2.118	0.0049	0.0079	2.00
465	0.0000	0.000	0.0000	0.0028	2.00
	0.5236	0.521	0.0026	0.0030	2.00
	0.9634	0.963	0.0004	0.0029	2.00
	1.9763	1.974	0.0023	0.0070	2.00
546.1	0.0000	0.000	0.0000	0.0028	2.00
	0.5191	0.518	0.0011	0.0031	2.00
	1.0003	1.000	0.0003	0.0033	2.00
	1.9987	1.996	0.0027	0.0084	2.00
590	0.0000	0.000	0.0000	0.0028	2.00
	0.5523	0.552	0.0003	0.0030	2.00
	1.0809	1.082	-0.0011	0.0030	2.00
	2.0391	2.033	0.0061	0.0079	2.00
635	0.0000	0.000	0.0000	0.0028	2.00
	0.5601	0.562	-0.0019	0.0031	2.00
	1.0512	1.052	-0.0008	0.0030	2.00
	1.9294	1.925	0.0044	0.0079	2.00

REPORT OF CALIBRATION

Certificate No. : SP22-007

Page 4 of 5

Photometric Accuracy :

Wavelength (nm.)	CRMs Values (Abs)	UUC Reading (Abs)	Correction (Abs)	Uncertainty (Abs)	Coverage factor <i>k</i>
235	0.0000	0.000	0.0000	0.0050	2.00
	0.7478	0.746	0.0018	0.0057	2.00
257	0.0000	0.000	0.0000	0.0050	2.00
	0.8686	0.861	0.0076	0.0059	2.00
313	0.0000	0.000	0.0000	0.0050	2.00
	0.2912	0.291	0.0002	0.0051	2.00
350	0.0000	0.000	0.0000	0.0050	2.00
	0.6448	0.638	0.0068	0.0055	2.00

REPORT OF CALIBRATION

Certificate No. : SP22-007

Page 5 of 5

Wavelength Accuracy :

CRMs Values (nm.)	UUC Reading (nm.)	Correction (nm.)	Uncertainty (nm.)	Coverage factor <i>k</i>
241.54	240.8	0.74	0.18	2.00
279.40	278.5	0.90	0.18	2.00
288.70	288.0	0.70	0.18	2.00
334.22	333.5	0.72	0.18	2.00
361.26	360.5	0.76	0.18	2.00
418.48	418.0	0.48	0.18	2.00
446.70	446.0	0.70	0.18	2.00
453.20	453.0	0.20	0.18	2.00
460.06	459.5	0.56	0.18	2.00
536.90	536.0	0.90	0.18	2.00
637.94	637.2	0.74	0.18	2.00
440.74	440.0	0.74	0.18	2.00
472.22	471.6	0.62	0.18	2.00
513.70	513.0	0.70	0.18	2.00
528.72	528.0	0.72	0.18	2.00
574.60	573.8	0.80	0.18	2.00
585.48	584.6	0.88	0.20	2.00
684.63	684.0	0.63	0.18	2.00
740.27	739.8	0.47	0.20	2.00
748.28	747.8	0.48	0.18	2.00
807.16	806.4	0.76	0.18	2.00
879.70	878.8	0.90	0.18	2.00

Remark : - UUC = Unit Under Calibration

- N/A = Not Available

- The result expanded uncertainty of measurement U is stated as the standard uncertainty of measurement multiplied by the coverage factor k .


which for a normal distribution corresponds to a coverage probability of approximately 95%

- * Indicates non TISI accredited

- End of Certificate -


CERTIFICATE OF CALIBRATION**Certificate No. :** SP22-008

Page 1 of 5

Customer : United Analyst and Engineering Consultant Co.,Ltd. (Head Office)**Address :** 3 Soi Udomsuk 41, Sukhumvit Road, Bangchak, Phrakhanong,
Bangkok 10260**Location of calibration :** Laboratory 213**Equipment :** UV-Vis Spectrophotometer**Manufacturer :** Hitachi**Model :** U-2900**Serial No. :** 21E22-009**ID No. :** UAE.WAT.051/2564**Received Date :** 20 January 2022**Calibration Date :** 20 January 2022**Issue Date :** 24 January 2022**Condition Instrument :** Good**Calibrated by :**

(Mr.Tanawut Rittidach)

Technical Manager

Approved by :

(Ms. Chonthicha Sangngern)

Quality Manager

The calibration result is applied only to the above calibrated item and was found accurate as shown on date and place of calibration only.

The measurement capability of the laboratory and its traceability to recognized national standards and to the unit of measurement realized at the corresponding national standards laboratory. This certificate may not be reproduced other than in full except with the prior written approval of the DQE Services Co., Ltd.

REPORT OF CALIBRATION

Certificate No. : SP22-008

Page 2 of 5

Environment Condition : Ambient Temperature 25 ± 5 °CRelative humidity 55 ± 20 %RH**Calibration method :** In-house method CP-01 Based on ASTM E275-08**Certified Reference Materials :**

Material	Serial No.	Certificate No.	Due date
Absorbance Standard set	25760	95935	22 October 2023
Absorbance Standard set	25757	95929	22 October 2023
Wavelength Standard set	25806	95916	22 October 2023
Wavelength Standard set	25758	95915	22 October 2023

Traceability This certification is traceable to the International System of Unit maintained at National -
Institute of Standards and Technology (NIST) through Sarna Scientific Limited

Spectral Band Width of UUC : 1.5 nm.**Scan Speed of UUC :** 200 nm/min**Scan Interval of UUC :** 0.1 nm.**Resolution of UUC :** Photometric 0.001 Abs.

Wavelength 0.1 nm.

REPORT OF CALIBRATION

Certificate No. : SP22-008

Page 3 of 5

Calibration Results : Without adjustment

Photometric Accuracy :

Wavelength (nm.)	CRMs Values (Abs)	UUC Reading (Abs)	Correction (Abs)	Uncertainty (Abs)	Coverage factor <i>k</i>
420	0.0000	0.000	0.0000	0.0028	2.00
	0.5787	0.576	0.0027	0.0031	2.00
	1.0490	1.046	0.0030	0.0029	2.00
	2.1900	2.182	0.0080	0.0075	2.00
440	0.0000	0.000	0.0000	0.0028	2.00
	0.5607	0.559	0.0017	0.0034	2.00
	1.0247	1.023	0.0017	0.0035	2.00
	2.1229	2.116	0.0069	0.0079	2.00
465	0.0000	0.000	0.0000	0.0028	2.00
	0.5236	0.521	0.0026	0.0030	2.00
	0.9634	0.962	0.0014	0.0029	2.00
	1.9763	1.970	0.0063	0.0070	2.00
546.1	0.0000	0.000	0.0000	0.0028	2.00
	0.5191	0.519	0.0001	0.0031	2.00
	1.0003	0.999	0.0013	0.0033	2.00
	1.9987	1.992	0.0067	0.0084	2.00
590	0.0000	0.000	0.0000	0.0028	2.00
	0.5523	0.552	0.0003	0.0030	2.00
	1.0809	1.080	0.0009	0.0030	2.00
	2.0391	2.031	0.0081	0.0079	2.00
635	0.0000	0.000	0.0000	0.0028	2.00
	0.5601	0.560	0.0001	0.0031	2.00
	1.0512	1.052	-0.0008	0.0030	2.00
	1.9294	1.922	0.0074	0.0079	2.00

REPORT OF CALIBRATION

Certificate No. : SP22-008

Page 4 of 5

Photometric Accuracy :

Wavelength (nm.)	CRMs Values (Abs)	UUC Reading (Abs)	Correction (Abs)	Uncertainty (Abs)	Coverage factor <i>k</i>
235	0.0000	0.000	0.0000	0.0050	2.00
	0.7478	0.747	0.0008	0.0057	2.00
257	0.0000	0.000	0.0000	0.0050	2.00
	0.8686	0.865	0.0036	0.0059	2.00
313	0.0000	0.000	0.0000	0.0050	2.00
	0.2912	0.290	0.0012	0.0051	2.00
350	0.0000	0.000	0.0000	0.0050	2.00
	0.6448	0.640	0.0048	0.0055	2.00

REPORT OF CALIBRATION

Certificate No. : SP22-008

Page 5 of 5

Wavelength Accuracy :

CRMs Values (nm.)	UUC Reading (nm.)	Correction (nm.)	Uncertainty (nm.)	Coverage factor <i>k</i>
241.72	241.0	0.72	0.18	2.00
279.45	279.0	0.45	0.18	2.00
287.81	287.0	0.81	0.18	2.00
334.06	333.5	0.56	0.18	2.00
360.93	360.0	0.93	0.18	2.00
418.59	418.0	0.59	0.18	2.00
445.94	445.5	0.44	0.18	2.00
453.66	453.0	0.66	0.18	2.00
460.02	459.5	0.52	0.18	2.00
536.59	536.0	0.59	0.18	2.00
637.98	637.5	0.48	0.18	2.00
431.38	431.0	0.38	0.18	2.00
472.50	472.0	0.50	0.18	2.00
513.47	513.0	0.47	0.18	2.00
528.88	528.5	0.38	0.18	2.00
573.17	573.0	0.17	0.18	2.00
585.35	585.0	0.35	0.20	2.00
684.40	684.0	0.40	0.18	2.00
740.72	740.5	0.22	0.20	2.00
748.55	748.5	0.05	0.18	2.00
807.03	807.0	0.03	0.18	2.00
879.28	879.5	-0.22	0.18	2.00

Remark : - UUC = Unit Under Calibration

- N/A = Not Available

- The result expanded uncertainty of measurement U is stated as the standard uncertainty of measurement multiplied by the coverage factor k ,

which for a normal distribution corresponds to a coverage probability of approximately 95%

- * Indicates non TISI accredited

- End of Certificate -

FOSS

Customer Service Report

FOSS South East Asia

3388 Sirinrat Building, 25th – 26th Floor, Unit No. 3388/90,
Rama IV Road, Klongton , Klongtoey, Bangkok, Thailand 10110

Report No:

5874

Date:

30/11/21

Customer:

UAE

Address:

41 ซ.พหลโยธิน
270077 นนทบุรี นนทบุรี 10260

Instrument:

KT200

Serial:

91790529

Hours

Travel To Customer

Start

8.00

Finish

9.00

1

Labour

9.00

19.00

Travel From Customer

14.00

15.00

1

Job Type

Application	Special	Standard
Normal	Courtesy Visit	Installation
Distributor	PMA Onboarding	Quote
Internal	Warranty	Repair
Digital Service	Sales Support	Remote
		Training
		In House
		PM
		Other

PO/Quote Number:

if applicable

PMA Type

Foss care Pro

Contract No.

if applicable



Details of Work / Test

Condition / Status

- Check Instrument	OK
- 62/006 PM kit for kt200	Pass
- 62/006 Safety Valve	Pass
- 62/006 Rubber Grommet	Pass
- 62/006 Seal	Pass
- 62/006 Heating element	Pass
- 62/006 New panel PCB	Pass
- 62/006 Safety door complete	Pass
- Clean & lubricant	Pass
- Check level	Pass
- Check volum Alkali set 30ml to 28ml	Pass
Instrument Ready for Use	OK
	Not OK
	(if not OK - Comment)

Part No:	Batch	Description	Qty
10009965	11235-983	Foss PM kit kt200	1
1575-0024	29-07-21	Safety Valve	1
15490025	09-11-20	Rubber Grommet for Heating	2
100035-12	02-08-21	Heating Element	1
10002762	16-11-20	Seal	1
60094273	19-07-20	kt200 new panel PCB	1
10009385	22-04-21	Safety door complete	1

I confirm this report is accurate and complete

Signed FOSS		Signed Customer	
Name		Name	

Would you be willing to participate in a brief survey in order to tell us how we performed?

Email

เอกสารไม่ควบคุม

FOSS**Preventive Maintenance Protocol***Customer : UAE*

Instrument	Kjeltec™ 2100 = <i>kjeltec 200</i>	
Recommended PM interval (whichever occurs first between interval and no. of samples analysed)	12 months	No. of samples analysed (if applicable):
Preventive maintenance kit (P/N)	10009965	<i>S/N 91790524</i>

Introduction

A maintenance protocol provides systematic and functional means of maintaining a specific instrument type. The recommended PM interval depends on the operational conditions and is based on our extensive experience and knowledge of manufacturing and maintaining analytical instruments.

Apart from sample throughput, the environmental conditions also need to be considered. A demanding environment, such as high ambient temperature, humidity, dirtiness etc can measurably shorten component lifetime and also the maintenance and component replacement intervals.

NOTE!

The content of this protocol is subject to change over time. In order to safeguard that you obtain the correct parts, please make sure to indicate serial no and date of installation when contacting your FOSS representative.

Dedicated Analytical Solutions

FOSS Analytical A/S
69 Slangerupgate
DK-3400 Hillerød
Denmark

Tel +45 7010 3370
Fax +45 7010 3371
E-mail support@foss.dk
Web www.foss.dk

FOSS Analytical AB
Box 70
SE-263 21 Höganäs
Sweden

Tel +46 42 361500
Fax +46 42 340349
E-mail support@foss.dk
Web www.foss.dk

Maintenance Procedure

Exchange of Parts and Cleaning

Step	Action	Part	P/N	OK
1	Replace	Adapter for dig. tube 250 ml	1000 0056	<input type="checkbox"/>
2	Replace	Non return valve	1000 3538	<input type="checkbox"/>
3	Replace valves in alkali pump	Valve kit reagent/water pump	1575 0093	<input type="checkbox"/>
4	Replace steam tubing	Silicone tubing 8/12 mm	1582 0006	<input type="checkbox"/>
5	Replace alkali tubing	Tubing reinforced for alkali	1582 0011	<input type="checkbox"/>
6	Replace water tubing	Tubing PVC 8/11 mm	1582 0004	<input type="checkbox"/>
7	Cleaning	Steam generator		<input type="checkbox"/>
8	Cleaning	Splash head		<input type="checkbox"/>

Check and Adjustments

Step	Action	Module	Measured	Limits	OK
1	Check alkali volume, 10 ml/stroke	Alkali pump	98	At 50 ml -0/+3 ml	<input checked="" type="checkbox"/>
2	Check distillation volume		120 ml	100 – 150 ml/4 min	<input checked="" type="checkbox"/>
3	Check front panel switches				<input checked="" type="checkbox"/>
4	Check cables and electrical connections				<input checked="" type="checkbox"/>
5	Check level pins in steam generator				<input checked="" type="checkbox"/>
6	Check safety door switch				<input checked="" type="checkbox"/>



Request No. 25-65 / 0398

MTC, ACL.No. 486 / 65

CALIBRATION CERTIFICATE

NOMENCLATURE : 1. Atomic Absorption Spectrophotometer "Agilent Technologies"

Model AA240FS, Serial No. MY13160001

2. Working standard solution "Inorganic Ventures"

Multi Analyte Custom Grade Solution, Lot No. P2-MEB675610

SUBMITTED BY : United Analyst and Engineering Consultant Co., Ltd.

3 Soi Udomsuk41, Sukhumvit Road, Bangchak, Prakanong, Bangkok 10260

CALIBRATION PROCEDURE : 1. Performance Verification of Atomic Absorption Spectrophotometer
(WI-500-02-30)

2. Estimation Uncertainty of Measurement in Analytical Chemistry (QP-513)

REFERENCE MATERIAL : Traceable to NIST "Agilent Technologies", "Carlo Erba"

Cadmium Lot No. 0108047046, Chromium Lot No. 0106315418, Copper Lot No. 0107480530, Iron Lot No. 0104697566,
Lead Lot No. 0104659473, Manganese Lot No. T109228A, Nickel Lot No. 0104978044, Zinc Lot No. 0100792297

CALIBRATION RANGE: 0.02,0.10,0.30,0.50,0.70 mg/l at 228.8 nm.Cd, 0.10,0.20,0.30,0.50,0.70 mg/l at 357.9 nm.Cr,
0.05,0.10,0.30,0.50,0.70 mg/l at 324.7 nm.Cu, 0.10,0.30,0.50,0.70,1.00 mg/l at 248.3 nm.Fe, 0.20,0.50,0.70,1.00,1.50 mg/l
at 217.0 nm.Pb, 0.05,0.10,0.30,0.50,0.70 mg/l at 279.5 nm.Mn, 0.10,0.30,0.50,0.70,1.00 mg/l at 232.0 nm.Ni,
0.05,0.10,0.30,0.50,0.70 mg/l at 213.9 nm.Zn

AMBIENT CONDITIONS : Temperature 22 °C Relative humidity 60 %

The Atomic Absorption Spectrophotometer set has been calibrated against
Reference Material traceable to National Institute of Standards and Technology (NIST) by The Analytical
Chemistry Laboratory. The results are attached herewith.

Calibrated by 

(Mr. Danai Srithongkum)

Approved by 

for (Mrs. Thippaya Junvee Fortune)

Director of Analytical Chemistry Laboratory

Ref. 2025265020400522001

Calibration Date : 3 February 2022

The results relate only to the items tested/calibrated or value assigned.

Advertising the Report/Certificate and publicity of the results except in full are prohibited unless written permission is obtained from the governor of TISTR.

FM.BL.MTC.002 Rev.4

Head Office

35 Mu 3 Tambon Khlong Ha, Amphoe Khlong Luang,
Changwat Pathumthani 12120, Thailand

Tel. (66) 0 2577 9000

Fax. (66) 0 2577 9009

E-mail : rumpai@tistr.or.th Website:www.tistr.or.th

Office/Laboratory

Soi 1C, Bangpoo Industrial Estate, Sukhumvit Road,
Amphoe Muang, Changwat Samutprakan 10280, Thailand

Tel. (66) 0 2323 1672-80 ext. 115, 116

Fax. (66) 0 2323 9165

E-mail : mtc@tistr.or.th

Office

196 Phahonyothin Road, Chatuchak, Bangkok 10900,
Thailand

Tel. (66) 0 2579 1121-30 ext. 5218, 5225, 5217

Fax. (66) 0 2579 8592

E-mail : sumalee@tistr.or.th

เอกสารไม่ควบคุม

CALIBRATION DATA

1. Noise Level in term of standard deviation

Element	Cd	Cr	Cu	Fe	Pb	Mn	Ni	Zn
Absorbance	-0.0004	0.0002	0.0007	0.0002	-0.0016	-0.0001	-0.0004	-0.0001
	0.0002	-0.0005	0.0010	0.0007	0.0000	-0.0003	0.0007	-0.0014
	-0.0002	0.0001	0.0008	0.0000	-0.0001	-0.0003	-0.0012	-0.0006
	0.0000	-0.0007	0.0007	0.0000	-0.0005	-0.0004	-0.0004	-0.0012
	0.0001	0.0004	0.0013	0.0014	-0.0001	-0.0001	0.0003	-0.0008
	0.0000	-0.0004	0.0003	-0.0012	-0.0005	-0.0007	-0.0004	-0.0008
	0.0000	-0.0009	0.0009	-0.0002	-0.0010	-0.0008	0.0007	-0.0003
	-0.0004	-0.0003	0.0015	0.0010	-0.0005	-0.0003	-0.0002	-0.0004
	0.0004	0.0008	0.0014	-0.0004	-0.0014	-0.0005	-0.0006	-0.0003
	-0.0006	-0.0013	0.0012	-0.0006	-0.0006	-0.0006	-0.0007	-0.0007
	0.0005	-0.0003	0.0014	-0.0004	-0.0008	-0.0003	-0.0006	-0.0011
	-0.0007	-0.0014	0.0004	-0.0001	-0.0001	0.0000	0.0000	-0.0003
	0.0008	0.0004	0.0005	-0.0006	-0.0008	0.0000	-0.0005	-0.0009
	0.0011	0.0002	0.0005	0.0017	-0.0016	-0.0008	0.0004	-0.0005
	0.0002	0.0010	0.0014	-0.0002	-0.0010	-0.0010	0.0002	-0.0001
	0.0001	-0.0011	0.0011	-0.0003	-0.0011	-0.0003	-0.0008	-0.0012
	0.0000	-0.0015	0.0009	-0.0010	-0.0011	-0.0013	0.0000	-0.0004
	0.0015	-0.0012	0.0005	0.0002	-0.0017	-0.0001	0.0005	-0.0002
	0.0006	0.0014	0.0010	0.0002	-0.0003	0.0001	-0.0006	-0.0010
	0.0001	0.0003	0.0003	-0.0001	-0.0004	-0.0002	-0.0001	-0.0001
Average Absorbance	0.000	0.000	0.001	0.000	-0.001	0.000	0.000	-0.001
Standard Deviation	0.0005	0.0008	0.0004	0.0007	0.0005	0.0004	0.0005	0.0004

Continue 2 / 5

INDUSTRIAL METROLOGY AND TESTING SERVICE CENTRE



The results relate only to the items tested/calibrated or value assigned.
Advertising the Report/Certificate and publicity of the results except in full are prohibited unless written permission is obtained from the governor of TISTR.

FM.BL.MTC.002 Rev.4

Head Office

35 Mu 3 Tambon Khlong Ha, Amphoe Khlong Luang,
Changwat Pathumthani 12120, Thailand
Tel. (66) 0 2577 9000
Fax. (66) 0 2577 9009
E-mail : rumpai@tistr.or.th Website:www.tistr.or.th

Office/Laboratory

Soi 1C, Bangpoo Industrial Estate, Sukhumvit Road,
Amphoe Muang, Changwat Samutprakan 10280, Thailand
Tel. (66) 0 2323 1672-80 ext. 115, 116
Fax. (66) 0 2323 9165
E-mail : mtc@tistr.or.th

Office

196 Phahonyothin Road, Chatuchak, Bangkok 10900,
Thailand
Tel. (66) 0 2572 1121-31 ext. 5212-5217
Fax. (66) 0 2579 8592
E-mail : sumalee@tistr.or.th

เอกสารไม่ควบคุม

2. Precision

Element	Conc. (mg/l)	Absorbance										Ave. Abs.	SD	%RSD
Cd	0.02	0.0074	0.0062	0.0065	0.0062	0.0070	0.0068	0.0070	0.0065	0.0065	0.0069	0.007	0.0004	5.76
	0.30	0.0952	0.0959	0.0951	0.0957	0.0952	0.0950	0.0952	0.0948	0.0956	0.0943	0.095	0.0005	0.49
	0.70	0.2213	0.2180	0.2203	0.2208	0.2234	0.2211	0.2196	0.2219	0.2201	0.2194	0.221	0.0015	0.67
Cr	0.10	0.0096	0.0098	0.0097	0.0102	0.0106	0.0097	0.0098	0.0099	0.0103	0.0093	0.010	0.0004	3.83
	0.30	0.0309	0.0302	0.0300	0.0316	0.0306	0.0299	0.0309	0.0297	0.0311	0.0296	0.030	0.0007	2.20
	0.70	0.0659	0.0667	0.0664	0.0648	0.0656	0.0662	0.0658	0.0638	0.0638	0.0669	0.066	0.0011	1.70
Cu	0.05	0.0080	0.0075	0.0078	0.0075	0.0077	0.0081	0.0080	0.0075	0.0074	0.0076	0.008	0.0003	3.26
	0.30	0.0417	0.0419	0.0412	0.0421	0.0424	0.0420	0.0423	0.0403	0.0418	0.0415	0.042	0.0006	1.47
	0.70	0.0969	0.0965	0.0972	0.0957	0.0961	0.0958	0.0961	0.0963	0.0959	0.0972	0.096	0.0006	0.58
Fe	0.10	0.0090	0.0105	0.0078	0.0099	0.0091	0.0093	0.0096	0.0094	0.0093	0.0084	0.009	0.0007	8.11
	0.50	0.0462	0.0470	0.0464	0.0464	0.0467	0.0462	0.0467	0.0460	0.0468	0.0466	0.047	0.0003	0.67
	1.00	0.0867	0.0886	0.0910	0.0892	0.0897	0.0873	0.0892	0.0885	0.0888	0.0874	0.089	0.0013	1.43
Pb	0.20	0.0091	0.0095	0.0088	0.0087	0.0082	0.0094	0.0090	0.0087	0.0082	0.0090	0.009	0.0004	4.94
	0.70	0.0322	0.0321	0.0324	0.0318	0.0335	0.0326	0.0327	0.0315	0.0336	0.0321	0.032	0.0007	2.09
	1.50	0.0653	0.0645	0.0663	0.0664	0.0652	0.0671	0.0662	0.0666	0.0657	0.0648	0.066	0.0008	1.28
Mn	0.05	0.0092	0.0092	0.0097	0.0087	0.0085	0.0079	0.0096	0.0085	0.0084	0.0099	0.009	0.0007	7.33
	0.30	0.0616	0.0630	0.0632	0.0633	0.0634	0.0628	0.0640	0.0633	0.0640	0.0629	0.063	0.0007	1.08
	0.70	0.1396	0.1366	0.1386	0.1377	0.1386	0.1386	0.1396	0.1380	0.1374	0.1383	0.138	0.0009	0.67
Ni	0.10	0.0102	0.0092	0.0097	0.0104	0.0091	0.0105	0.0105	0.0096	0.0098	0.0102	0.010	0.0005	5.22
	0.50	0.0488	0.0489	0.0489	0.0495	0.0484	0.0490	0.0481	0.0492	0.0495	0.0492	0.049	0.0004	0.91
	1.00	0.0976	0.0979	0.0975	0.0992	0.0977	0.0973	0.0986	0.0962	0.0985	0.0982	0.098	0.0008	0.85
Zn	0.05	0.0340	0.0349	0.0340	0.0352	0.0337	0.0351	0.0344	0.0346	0.0349	0.0343	0.035	0.0005	1.49
	0.30	0.1669	0.1653	0.1628	0.1642	0.1657	0.1637	0.1659	0.1652	0.1654	0.1657	0.165	0.0012	0.72
	0.70	0.3456	0.3467	0.3445	0.3430	0.3422	0.3444	0.3437	0.3438	0.3435	0.3438	0.344	0.0013	0.37

Continue 3 / 5

INDUSTRIAL METROLOGY AND TESTING SERVICE CENTRE

The results relate only to the items tested/calibrated or value assigned.

Advertising the Report/Certificate and publicity of the results except in full are prohibited unless written permission is obtained from the governor of TISTR.

Head Office
35 Mu 3 Tambon Khlong Ha, Amphoe Khlong Luang,
Changwat Pathumthani 12120, Thailand
Tel. (66) 0 2577 9000
Fax. (66) 0 2577 9009
E-mail : rumpai@tistr.or.th Website:www.tistr.or.th

Office/Laboratory
Soi 1C, Bangpoo Industrial Estate, Sukhumvit Road,
Amphoe Muang, Changwat Samutprakan 10280, Thailand
Tel. (66) 0 2323 1672-80 ext. 115, 116
Fax. (66) 0 2323 9165
E-mail : mtc@tistr.or.th

Office
196 Phahonyothin Road, Chatuchak, Bangkok 10900,
Thailand
Tel. (66) 0 2572 1284-51 Fax. (66) 0 2572 5015-5016
Fax. (66) 0 2579 8592
E-mail : sumalee@tistr.or.th

FM.BL.MTC.002 Rev.4



เอกสารไม่ควบคุม

Request No. 25-65 / 0398

3 / 5

MTC. ACL. No. 486 / 65

3. Trueness

3.1 Reading on wavelength- Cadmium(Cd) at 228.8 nm.

Element	Standard Value of RM (mg/l)	Reading (mg/l)	Error of Measurement (mg/l)	Error of Measurement (%)	Uncertainty (mg/l)
Cd	0.02004	0.019	-0.001	5.19	± 0.004
	0.30060	0.291	-0.010	3.19	± 0.006
	0.70140	0.678	-0.023	3.34	± 0.012

3.2 Reading on wavelength- Chromium (Cr) at 357.9 nm.

Element	Standard Value of RM (mg/l)	Reading (mg/l)	Error of Measurement (mg/l)	Error of Measurement (%)	Uncertainty (mg/l)
Cr	0.1002	0.101	0.001	0.80	± 0.007
	0.3006	0.298	-0.003	0.86	± 0.012
	0.7014	0.635	-0.066	9.47	± 0.023

3.3 Reading on wavelength- Copper (Cu) at 324.7 nm.

Element	Standard Value of RM (mg/l)	Reading (mg/l)	Error of Measurement (mg/l)	Error of Measurement (%)	Uncertainty (mg/l)
Cu	0.0502	0.046	-0.004	8.37	± 0.004
	0.3012	0.295	-0.006	2.06	± 0.010
	0.7028	0.694	-0.009	1.25	± 0.021

Continue 4 / 5

INDUSTRIAL METROLOGY AND TESTING SERVICE CENTRE

The results relate only to the items tested/calibrated or value assigned.

Advertising the Report/Certificate and publicity of the results except in full are prohibited unless written permission is obtained from the governor of TISTR.

FM.BL.MTC.002 Rev.4

Head Office

35 Mu 3 Tambon Khlong Ha, Amphoe Khlong Luang,
Changwat Pathumthani 12120, Thailand

Tel. (66) 0 2577 9000

Fax. (66) 0 2577 9009

E-mail : rumpai@tistr.or.th Website:www.tistr.or.th

Office/Laboratory

Soi 1C, Bangpoo Industrial Estate, Sukhumvit Road,
Amphoe Muang, Changwat Samutprakan 10280, Thailand

Tel. (66) 0 2323 1672-80 ext. 115, 116

Fax. (66) 0 2323 9165

E-mail : mtc@tistr.or.th

Office

196 Phahonyothin Road, Chatuchak, Bangkok 10900,
Thailand

Tel. (66) 0 2721 1153

Fax. (66) 0 2579 8592

E-mail : sumalee@tistr.or.th

เอกสารไม่ควบคุม

Request No. 25-65 / 0398

4 / 5

MTC. ACL. No. 486 / 65

3.4 Reading on wavelength- Iron (Fe) at 248.3 nm.

Element	Standard Value of RM (mg/l)	Reading (mg/l)	Error of Measurement (mg/l)	Error of Measurement (%)	Uncertainty (mg/l)
Fe	0.1003	0.106	0.006	5.68	± 0.008
	0.5015	0.522	0.021	4.09	± 0.017
	1.0030	0.993	-0.010	1.00	± 0.032

3.5 Reading on wavelength- Lead (Pb) at 217.0 nm.

Element	Standard Value of RM (mg/l)	Reading (mg/l)	Error of Measurement (mg/l)	Error of Measurement (%)	Uncertainty (mg/l)
Pb	0.1988	0.197	-0.002	0.91	± 0.014
	0.6958	0.722	0.026	3.77	± 0.022
	1.4910	1.463	-0.028	1.88	± 0.041

3.6 Reading on wavelength- Manganese (Mn) at 279.5 nm.

Element	Standard Value of RM (mg/l)	Reading (mg/l)	Error of Measurement (mg/l)	Error of Measurement (%)	Uncertainty (mg/l)
Mn	0.04955	0.054	0.004	8.98	± 0.004
	0.29730	0.317	0.0197	6.63	± 0.006
	0.69370	0.682	-0.0117	1.69	± 0.012

Continue 5 / 5

INDUSTRIAL METROLOGY AND TESTING SERVICE CENTRE

The results relate only to the items tested/calibrated or value assigned.

Advertising the Report/Certificate and publicity of the results except in full are prohibited unless written permission is obtained from the governor of TISTR.



FM.BL.MTC.002 Rev.4

Head Office

35 Mu 3 Tambon Khlong Ha, Amphoe Khlong Luang,
Changwat Pathumthani 12120, Thailand

Tel. (66) 0 2577 9000

Fax. (66) 0 2577 9009

E-mail : rumpai@tistr.or.th Website:www.tistr.or.th

Office/Laboratory

Soi 1C, Bangpoo Industrial Estate, Sukhumvit Road,
Amphoe Muang, Changwat Samutprakan 10280, Thailand

Tel. (66) 0 2323 1672-80 ext. 115, 116

Fax. (66) 0 2323 9165

E-mail : mtc@tistr.or.th

Office

196 Phahonyothin Road, Chatuchak, Bangkok 10900,
Thailand

Tel. (66) 0 2572 1421-31 ext. 5319, 5325, 5317

Fax. (66) 0 2579 8592

E-mail : sumalee@tistr.or.th

เอกสารไม่ควบคุม

Request No. 25-65 / 0398

5 / 5

MTC. ACL. No. 486 / 65

3.7 Reading on wavelength- Nickel (Ni) at 232.0 nm.

Element	Standard Value of RM (mg/l)	Reading (mg/l)	Error of Measurement (mg/l)	Error of Measurement (%)	Uncertainty (mg/l)
Ni	0.099	0.102	0.003	3.03	± 0.007
	0.495	0.489	-0.006	1.21	± 0.010
	0.990	0.975	-0.015	1.52	± 0.020

3.8 Reading on wavelength- Zinc (Zn) at 213.9 nm.

Element	Standard Value of RM (mg/l)	Reading (mg/l)	Error of Measurement (mg/l)	Error of Measurement (%)	Uncertainty (mg/l)
Zn	0.050	0.050	0.000	0.00	± 0.012
	0.300	0.307	0.007	2.33	± 0.011
	0.700	0.660	-0.040	5.71	± 0.015

Remark : The reported uncertainty is an expanded uncertainty calculated using a coverage factor of 2 ($k = 2$) which gives a level of confidence of approximately 95%

Calibrated by.....
(Mr. Danai Srithongkum)

Approved by.....
(Mrs. Thippaya Junvee Fortune)
Director of Analytical Chemistry Laboratory
Calibration date : 3 February 2022

INDUSTRIAL METROLOGY AND TESTING SERVICE CENTRE

The results relate only to the items tested/calibrated or value assigned.
Advertising the Report/Certificate and publicity of the results except in full are prohibited unless written permission is obtained from the governor of TISTR.

FM.BL.MTC.002 Rev.4

Head Office

35 Mu 3 Tambon Khlong Ha, Amphoe Khlong Luang,
Changwat Pathumthani 12120, Thailand
Tel. (66) 0 2577 9000
Fax. (66) 0 2577 9009
E-mail : rumpai@tistr.or.th Website:www.tistr.or.th

Office/Laboratory

Soi 1C, Bangpoo Industrial Estate, Sukhumvit Road,
Amphoe Muang, Changwat Samutprakan 10280, Thailand
Tel. (66) 0 2323 1672-80 ext. 115, 116
Fax. (66) 0 2323 9165
E-mail : mtc@tistr.or.th

Office

196 Phahonyothin Road, Chatuchak, Bangkok 10900,
Thailand
Tel. (66) 0 2578 1324-5
Fax. (66) 0 2579 8592
E-mail : sumalee@tistr.or.th

เอกสารไม่ควบคุม



Agilent 5110 and 5100 ICP-OES Preventive Maintenance Checklist

Agilent Preventive Maintenance provides factory recommended service for your analytical systems to assure reliable operation and the accuracy of your results. Delivered by highly-trained and certified service engineers using genuine Agilent parts and supplies, Agilent Preventive Maintenance provides everything you need to reduce unplanned downtime and keep your systems operating at their peak.

For more information about Agilent Technologies services please visit our web site using the following URL <http://www.agilent.com/en-us/services/analytical-instrument-services>

Customer Information

- Customers should provide all necessary operating supplies upon request of the engineer.
- For customers using HF applications, the instrument should be returned to its standard sample introduction system.
- A customer representative should be available to the engineer while performing the preventive maintenance procedures.
- Any parts, not included in the Parts Lists section of this document, are not part of the recommended Preventive Maintenance service, nor are they included in the price of this service.
- If a system requires the use of additional or special procedures and/or parts for the instrument service, then these must be ordered separately and charged as a repair, which may incur additional

Service Engineer's Responsibilities

- Only complete/printout pages that relate to the system being serviced.
- Complete empty fields with the relevant information.
- Complete the relevant checkboxes in the checklist using a "X" or tick mark "✓" in the checkbox.
- Complete Not Applicable check boxes to indicate services not delivered, as needed.
- Complete the PM service in the order of the tasks listed.
- Complete the Service Review section together with the customer.

**Agilent 5110 and 5100 ICP-OES
Preventive Maintenance Checklist****System Information**

Instrument system name and ID	ICP-OES 5110 VDV
Instrument system site and location	UAE Consultant
List system component product numbers	List the serial numbers of each component
1. 83015A	1. MY18030001
2.	2.
3.	3.
4.	4.
5.	5.
6.	6.
7.	7.
8.	8.
9.	9.
10.	10.

ICP-OES Configuration table	Circle the type or write in the type if other
Nebulizer Type	SeaSpray OneNeb other
Spray Chamber	Cyclonic Single Pass Cyclonic Double Pass other
Torch	Radial Dual View other
Injector Diameter	2.4mm 1.8mm 1.4mm 0.8mm other
Injector Material	Quartz Ceramic other



Agilent 5110 and 5100 ICP-OES Preventive Maintenance Checklist

General Preparation

- ☒ Discuss any specific questions or issues with the customer prior to starting.
- ☒ Review the instrument logbook.
- ☒ Perform general external inspection of system for cleanliness.
- ☒ Check for proper installation of safety-related parts, assemblies, sensors etc.
- ☒ Check for required firmware/software updates and verify with customers if they would like it installed.
- ☐ For HF application systems, if standard sample introduction system was not installed, ask the customer to install it. *NA*
- ☒ Run Instrument Performance test and record results in Instrument Performance Test Results Table - Pre PM.

Inspect and clean the system

- ☒ Look for any obvious external damage or problems.
- ☒ Inspect water cooling hoses, gas lines and power cord for excessive wear or damage.
- ☒ Perform a general internal inspection of the system for excessive dust accumulation, clean if necessary.
- ☒ Inspect sample introduction components and record any required maintenance in the Service Engineer Comments and notify the customer as the required actions required.
- ☒ Record the instrument operating conditions in the ICP-OES Status Results Table.
- ☒ Replace the polychromator purge filter.
- ☒ Replace the radial pre-optics window
- ☒ Replace the axial pre-optics window for SVDV and VDV instruments.
- ☒ Check exhaust flow for the correct positive extraction at the exhaust duct to insure they meet minimum specifications.
- ☒ Replace air inlet dust filter.
- ☐ Replace high capacity air inlet dust filter element if installed. *NA*
- ☒ Remove and clean instrument water inlet filter.

Agilent Water Recirculator

- ☐ **Section NOT Applicable**
- ☒ Drain cooling fluid and remove any particles from the chiller reservoir
- ☒ Remove, clean, and reinstall water inlet metal mesh filter if present.
- ☒ Re fill with Polyclear Plus cooling fluid.
- ☒ Clean the cooling system Air filter and the condenser.



**Agilent 5110 and 5100 ICP-OES
Preventive Maintenance Checklist**

SPS 3 Auto Sampler

☒ **Section NOT Applicable**

- ☐ Power cycle the autosampler and verify successful initialization.
- ☐ Inspect X and Z axis belts for wear. Replace is necessary.
- ☐ Clean X and Z axis slide shafts.
- ☐ Using customer's racks and the Agilent software move the sample probe to the 4 outermost corners and rinse port, ensure that the probe is approximately centered in the vial.

SPS 4 Auto Sampler

☒ **Section NOT Applicable**

- ☐ Clean the spill tray, rack location mat, end frames and chassis with a damp soft cloth and diluted mild detergent.
- ☐ Clean the auto sampler cover panels, if cover kit is installed, with domestic window cleaner
- ☐ Check the X-axis and Z-axis drive belts for cracks, splits, damaged teeth, excessive fraying, color changes or degradation from fumes.
- ☐ Check the X-axis, Theta-axis and Z-axis FFC cables for cracks, incorrect positioning, damaged edges or damaged connectors.
- ☐ Pump Tubing Replacement. Replace peristaltic pump tubing. Replace all tubing that goes from the rinse station to the pump and from the pump to the waste/rinse bottles

AVS 4, 6, 7

☒ **Section NOT Applicable**

- ☐ Replace valve rotor seal
- ☐ Check fittings for signs of leaks
- ☐ Check tubing including autosampler tubing for kinks or excessive wear
- ☐ Check high flow pump for signs of leaks

Instrument Adjustment

- ☒ Check position of Zn peak, adjust if required.
- ☒ Check Argon Ratio, adjust to specified value if required.
- ☒ Perform Detector Calibration.
- ☒ Perform Instrument Calibration.
- ☒ Run Instrument Performance Test and record results in Instrument Performance Test Results Table - Post PM.
- ☒ For systems using ICP Expert version 7.3 and above run the following Instrument tests and record the result in the Instrument Test Results Table
 - ☒ Subsystem Communications Test
 - ☒ Air Flow



Agilent 5110 and 5100 ICP-OES Preventive Maintenance Checklist

- ☒ Water Flow
- ☒ Gas Flows
- ☒ RF Generator
- ☒ Camera Test
- ☒ Optics Test
- ☒ Nebulizer Test

Instrument Performance Test Results Table

Note: These measurements do not form part of any specification and are for reference only.

	Pre PM Sensitivity Check		Post PM Sensitivity Check	
	Radial	Axial *	Radial	Axial*
Zn 213.857 nm SRBR	4082.3	7856.1	4192.8	2920.7
Mn 257.610 nm SRBR	11415.2	30884.7	11993.6	34460.9
Al 396.152 nm SBR	7.8	15.7	8.7	13.5
K 766.491 nm SBR	5.3	39.9	5.7	44.6

* Axial result is not applicable for G8016AA, G8012AA Radial View instruments.

Instrument Test Results Table

Note: The Instrument Test results are for systems using ICP Expert version 7.3 and above only.

Instrument Test	Result
Subsystem Communications Test	PASS
Air Flow	PASS
Water Flow	PASS
Gas Flows	PASS
RF Generator	PASS
Camera Test	PASS
Optics Test	PASS
Nebulizer test	PASS



Agilent 5110 and 5100 ICP-OES Preventive Maintenance Checklist

ICP-OES Status Results Table

Note: These measurements do not form part of any specification and are for reference only.

Measurement	Standby Mode		Plasma On	
Mains Voltage	225.767	VAC	194.510	VAC
Mains Current	0.229	A	3.233	A
Instrument Temperature	23.4	°C	23.5	°C
RF Air Flow (sensor speed)	14.0	Hz	19.0	Hz
Plasma Exhaust Temperature	No measurement		65.0	°C
Water Flow Oscillator	No measurement		2.03	L/min
Water Flow Detector	0.00	L/min	1.37	L/min
Water Inlet Temperature	19.2	°C	17.8	°C
Polychromator Temperature	35.0	°C	35.0	°C
CCD Temperature	26.9	°C	-39.7	°C
Thermal Stabilizer	35.0	°C	35.0	°C
Argon Supply Pressure	629.25	kPa	629.52	kPa
Purge Gas Supply Pressure*1	641.74	kPa	655.67	kPa
Option Gas Supply Pressure*1	-	kPa	-	kPa
Nebulizer Flow	No measurement		0.80	L/min
Nebulizer Back Pressure	No measurement		247.05	kPa
Plasma Gas Flow	No measurement		15.00	L/min
Auxiliary Gas Flow	No measurement		1.20	L/min
RF Power	No measurement		1207.1	W
RF Supply Current	No measurement		3.233	A
RF Supply Voltage	No measurement		194.510 V	V

*1 If option installed



Agilent 5110 and 5100 ICP-OES Preventive Maintenance Checklist

ICP-OES Parts List Table

Part description	Part Number	Product /Model # where used	Quantity Consumed
Axial Pre-Optic Window	G8010-68014	G8010A, G8011A, G8014A/G8015A	1
Radial Pre-Optic Window	G8010-68015	All	1
Polyclear Plus Cooling Fluid	G3292-80012	Agilent Water Recirculator	-
Purge Gas Filter	G8010-60136	All	1
Air inlet filter	G8000-68002	All	1
High Capacity Air Filter	G8010-60189	Optional	-
Rotor seal for 6-7 port valve for AVS6/7	G8494-60002	G8494A/G8495	-
Rotor seal for 4 port valve for AVS4	G8493-60002	G8493A	-
Rinse solution to rinse station 2.5mm id x 1m	G8410-80123	SPS 4	-
Barb connector 2.5mm-1.5mm ID	G8410-80124	SPS 4	-
PVC waste tubing, 8mm od x 5mm id, 2m	G8410-80122	SPS 4	-
Additional Parts may be required from engineers stock:			
X axis drive belt	5410047500	SPS 3	-
Z axis drive belt	5410047400	SPS 3	-
Peristaltic pump tubing, PVC SolvaFlex, 3 bridged,	3710049000	SPS 4	-

Restore system

For HF applications, ask the customer to reinstall their sample introduction system.

Leave system in an idle state: on and purging.

Guidance: If the PM service is performed prior to a qualification service, then use the qualification procedure as a guide for final instrument set up and checkout.

Service Review

- ☒ Affix the PM sticker to the system or instrument logbook based on the customer's request.
- ☒ Complete the Service Engineer Comments section below if there are additional comments.



**Agilent 5110 and 5100 ICP-OES
Preventive Maintenance Checklist**

- ☒ Review the service and any test results with the customer.
- ☒ If the Instrument firmware was updated, record the details of the change in the Service Engineer's Comments box below or if necessary, in the customer's IQ records.

Service Engineer Comments (optional)

If there are any specific points you wish to note as part of performing the installation or other items of interest for the customer, please write in this box.

Other Important Customer Web Links

How to get information on your product:

- ☐ Literature Library - <http://www.agilent.com/en-us/products/icp-oes/icp-oes-systems/5110-icp-oes#literature>
- ☐ Need to know more? - <http://www.agilent.com/crosslab/university/>
- ☐ Need technical support, FAQs? - <http://www.agilent.com/en-us/support/landing/icp-oes>
- ☐ Need supplies? - www.agilent.com/chem/supplies

Service Completion

Service request number 6004387217 Date service completed 09/12/21

Agilent signature Nikhean L. Customer signature Aphorn Onkong

Document part number: G8014-90075

Report Summary

Instrument Model	Agilent 5100/5110 VDV ICP-OES
Instrument ID	G8011A/G8015A
Instrument Serial Number	MY18030001
Software Version	7.3.1.9507
Firmware Version	3442
Tested By	Nukoon L.
Test Completed On	12/9/2021 9:14:59 AM

Result Summary

Subsystem Communications Test	Skipped
Air Flow Test	Skipped
Water Flow Test	Skipped
Gas Flows Test	Skipped
RF Generator Test	Skipped
Camera Test	Skipped
Optics Test	Skipped
Advanced Valve System Test	Skipped
Resolution Test	Pass
Sensitivity Test	Pass
Precision Test	Pass

Resolution Test		Pass
Element Wavelength	Specification	Width
N (174.213 nm)	≤ 9.40	7.27
As (188.980 nm)	≤ 8.20	6.23
C (193.027 nm)	≤ 11.50	8.26
Mo (202.032 nm)	≤ 8.20	6.42
Cr (206.158 nm)	≤ 13.40	9.27
Zn (213.857 nm)	≤ 8.70	6.77
Pb (220.353 nm)	≤ 9.50	7.12
Co (228.615 nm)	≤ 17.20	11.88
Ba (230.424 nm)	≤ 9.40	7.36
Mn (257.610 nm)	≤ 13.30	9.52
Mn (260.568 nm)	≤ 20.30	14.30
Cr (267.716 nm)	≤ 11.00	7.99
Cu (324.754 nm)	≤ 25.00	19.06
Cu (327.395 nm)	≤ 14.20	11.32
Sr (338.071 nm)	≤ 33.50	24.39
Ba (455.403 nm)	≤ 44.00	33.86
Sr (460.733 nm)	≤ 36.00	17.38
Ba (493.408 nm)	≤ 36.00	25.53
Ba (614.171 nm)	≤ 42.00	24.99
Ar (675.283 nm)	≤ 74.00	59.49
K (766.491 nm)	≤ 80.00	65.27

Sensitivity Test			Pass		
Radial					
Element Wavelength	Specification	Method	Ratio	Standard	Blank
As (188.980 nm)	≥ 46.0	SRBR	167.2	1131.3	42.4
Se (196.026 nm)	≥ 41.0	SRBR	119.1	1177.1	84.2
Zn (213.857 nm)	≥ 1421.0	SRBR	4082.3	49908.2	148.6
Pb (220.353 nm)	≥ 46.0	SRBR	191.1	2682.8	172.6
Mn (257.610 nm)	≥ 3518.0	SRBR	11415.2	265002.2	536.8
Al (396.152 nm)	≥ 3.4	SBR	7.8	49838.0	5676.5
Ba (493.408 nm)	≥ 34.0	SBR	116.1	1999041.4	17066.5
K (766.491 nm)	≥ 1.8	SBR	5.3	101078.4	16104.6
Axial					
Element Wavelength	Specification	Method	Ratio	Standard	Blank
As (188.980 nm)	≥ 208.0	SRBR	252.9	3214.2	147.0
Se (196.026 nm)	≥ 159.0	SRBR	216.2	3839.7	272.2
Zn (206.200 nm)	≥ 234.0	SRBR	1203.3	14046.1	133.7
Zn (213.857 nm)	≥ 1743.0	SRBR	7856.1	171323.1	472.9
Cd (214.439 nm)	≥ 4227.0	SRBR	7054.9	129539.3	335.4
Pb (220.353 nm)	≥ 320.0	SRBR	531.7	13218.2	566.2
Mn (257.610 nm)	≥ 10625.0	SRBR	30884.7	1314844.0	1807.4
Cr (267.716 nm)	≥ 1048.0	SRBR	4442.1	174420.3	1515.1
Cu (324.754 nm)	≥ 19.0	SBR	50.7	374603.6	7249.0
Al (396.152 nm)	≥ 6.0	SBR	15.7	279915.3	16790.4
Ba (493.408 nm)	≥ 60.0	SBR	209.7	10899956.6	51728.3
K (766.491 nm)	≥ 24.0	SBR	38.9	1983197.5	49746.6

Precision Test**Pass****Radial**

Element Wavelength	Specification	Measured Value % RSD
As (188.980 nm)	≤ 2.60	0.81
Se (196.026 nm)	≤ 2.60	1.21
Zn (213.857 nm)	≤ 1.50	0.39
Pb (220.353 nm)	≤ 2.60	0.41
Mn (257.610 nm)	≤ 1.50	0.45
Al (396.152 nm)	≤ 1.50	0.41
Ba (493.408 nm)	≤ 1.50	0.51
K (766.491 nm)	≤ 1.50	0.36

Axial

Element Wavelength	Specification	Measured Value % RSD
As (188.980 nm)	≤ 1.50	0.51
Se (196.026 nm)	≤ 1.50	0.73
Zn (206.200 nm)	≤ 1.50	0.30
Zn (213.857 nm)	≤ 1.50	0.37
Cd (214.439 nm)	≤ 1.50	0.36
Pb (220.353 nm)	≤ 1.50	0.28
Mn (257.610 nm)	≤ 1.50	0.63
Cr (267.716 nm)	≤ 1.50	0.30
Cu (324.754 nm)	≤ 1.50	0.54
Al (396.152 nm)	≤ 1.50	0.45
Ba (493.408 nm)	≤ 1.50	0.64
K (766.491 nm)	≤ 1.50	0.56

Report Summary

Instrument Model	Agilent 5100/5110 VDV ICP-OES
Instrument ID	G8011A/G8015A
Instrument Serial Number	MY18030001
Software Version	7.3.1.9507
Firmware Version	3442
Tested By	Nukoon L.
Test Completed On	12/9/2021 12:55:49 PM

Result Summary

Subsystem Communications Test	Skipped
Air Flow Test	Skipped
Water Flow Test	Skipped
Gas Flows Test	Skipped
RF Generator Test	Skipped
Camera Test	Skipped
Optics Test	Pass
Advanced Valve System Test	Skipped
Resolution Test	Pass
Sensitivity Test	Pass
Precision Test	Pass

Optics Test**Pass**

	Radial	Axial
Intensity	5296135	5755042
Wavelength	737.212	737.212

Resolution Test**Pass**

Element Wavelength	Specification	Width
N (174.213 nm)	≤ 9.40	7.22
As (188.980 nm)	≤ 8.20	6.15
C (193.027 nm)	≤ 11.50	8.22
Mo (202.032 nm)	≤ 8.20	6.33
Cr (206.158 nm)	≤ 13.40	9.21
Zn (213.857 nm)	≤ 8.70	6.87
Pb (220.353 nm)	≤ 9.50	7.02
Co (228.615 nm)	≤ 17.20	11.81
Ba (230.424 nm)	≤ 9.40	7.46
Mn (257.610 nm)	≤ 13.30	9.49
Mn (260.568 nm)	≤ 20.30	14.19
Cr (267.716 nm)	≤ 11.00	7.90
Cu (324.754 nm)	≤ 25.00	18.92
Cu (327.395 nm)	≤ 14.20	11.32
Sr (338.071 nm)	≤ 33.50	24.29
Ba (455.403 nm)	≤ 44.00	33.68
Sr (460.733 nm)	≤ 36.00	17.64
Ba (493.408 nm)	≤ 36.00	25.56
Ba (614.171 nm)	≤ 42.00	24.75
Ar (675.283 nm)	≤ 74.00	59.18
K (766.491 nm)	≤ 80.00	65.19

Sensitivity Test**Pass****Radial**

Element Wavelength	Specification	Method	Ratio	Standard	Blank
As (188.980 nm)	≥ 46.0	SRBR	154.8	1242.3	58.5
Se (196.026 nm)	≥ 41.0	SRBR	117.4	1259.6	97.9
Zn (213.857 nm)	≥ 1421.0	SRBR	4192.8	52402.6	155.3
Pb (220.353 nm)	≥ 46.0	SRBR	196.4	2814.2	179.9
Mn (257.610 nm)	≥ 3518.0	SRBR	11993.6	281210.1	547.6
Al (396.152 nm)	≥ 3.4	SBR	8.7	55103.6	5662.9
Ba (493.408 nm)	≥ 34.0	SBR	125.4	2152916.9	17032.2
K (766.491 nm)	≥ 1.8	SBR	5.7	107906.7	16079.8

Axial

Element Wavelength	Specification	Method	Ratio	Standard	Blank
As (188.980 nm)	≥ 208.0	SRBR	297.5	4054.8	170.4
Se (196.026 nm)	≥ 159.0	SRBR	260.2	4794.9	298.5
Zn (206.200 nm)	≥ 234.0	SRBR	1305.9	16162.3	150.3
Zn (213.857 nm)	≥ 1743.0	SRBR	8920.7	200915.6	504.7
Cd (214.439 nm)	≥ 4227.0	SRBR	7958.3	149327.5	350.4
Pb (220.353 nm)	≥ 320.0	SRBR	606.7	15244.5	584.0
Mn (257.610 nm)	≥ 10625.0	SRBR	34460.9	1493092.8	1872.5
Cr (267.716 nm)	≥ 1048.0	SRBR	5018.6	198000.6	1532.6
Cu (324.754 nm)	≥ 19.0	SBR	57.5	423683.7	7248.6
Al (396.152 nm)	≥ 6.0	SBR	18.5	320004.9	16441.4
Ba (493.408 nm)	≥ 60.0	SBR	233.3	11882915.4	50714.5
K (766.491 nm)	≥ 24.0	SBR	44.6	2218974.4	48657.9

Precision Test**Pass**

Radial

Element Wavelength	Specification	Measured Value % RSD
As (188.980 nm)	≤ 2.60	1.38
Se (196.026 nm)	≤ 2.60	0.91
Zn (213.857 nm)	≤ 1.50	0.38
Pb (220.353 nm)	≤ 2.60	0.44
Mn (257.610 nm)	≤ 1.50	0.43
Al (396.152 nm)	≤ 1.50	0.38
Ba (493.408 nm)	≤ 1.50	0.66
K (766.491 nm)	≤ 1.50	0.36

Axial

Element Wavelength	Specification	Measured Value % RSD
As (188.980 nm)	≤ 1.50	0.61
Se (196.026 nm)	≤ 1.50	0.52
Zn (206.200 nm)	≤ 1.50	0.36
Zn (213.857 nm)	≤ 1.50	0.33
Cd (214.439 nm)	≤ 1.50	0.41
Pb (220.353 nm)	≤ 1.50	0.36
Mn (257.610 nm)	≤ 1.50	0.74
Cr (267.716 nm)	≤ 1.50	0.25
Cu (324.754 nm)	≤ 1.50	0.71
Al (396.152 nm)	≤ 1.50	0.44
Ba (493.408 nm)	≤ 1.50	0.73
K (766.491 nm)	≤ 1.50	0.97

Report Summary

Instrument Model	Agilent 5100/5110 VDV ICP-OES
Instrument ID	G8011A/G8015A
Instrument Serial Number	MY18030001
Software Version	7.3.1.9507
Firmware Version	3442
Tested By	Nukoon L.
Test Completed On	12/9/2021 1:34:10 PM

Result Summary

Subsystem Communications Test	Pass
Air Flow Test	Pass
Water Flow Test	Pass
Gas Flows Test	Pass
RF Generator Test	Pass
Camera Test	Pass
Optics Test	Skipped
Advanced Valve System Test	Skipped
Resolution Test	Skipped
Sensitivity Test	Skipped
Precision Test	Skipped

Subsystem Communications Test **Pass**

Air Flow Test **Pass**

30% Air Flow (relative speed)	75% Air Flow (relative speed)
15.00	19.00

Water Flow Test **Pass**

RF Water Flow(L/min)	Camera Water Flow (L/min)	Water Inlet Temperature (°C)
1.98	1.36	17.16

Gas Flows Test**Pass**


Nebulizer Target Flow	Actual Flow	Back Pressure	Auxiliary Target Flow	Actual Flow	Back Pressure
0.70	0.70	203.80	2.00	1.99	108.66
Makeup Target Flow	Actual Flow	Back Pressure	Plasma Target Flow	Actual Flow	Back Pressure
2.00	2.00	113.89	18.00	17.93	24.24

RF Generator Test**Pass**

RF Power Supply Test	Passed
RF Power Supply (V)	141.475
RF Oscillator Test	Passed
RF Oscillator Frequency (MHz)	25.874
Work Coil Current (A)	45.931
RF Power Supply Current (A)	2.000

Camera Test**Pass**

	Integration Time (ms)	Standard Deviation	Status
Electronic Offset Test	1000	5.261	Passed
Dark Current Test	6000	0.734	Passed
Array Test	5	0.024	Passed
Linearity Test		0.118	Passed



Certificate of Calibration

Equipment:	CONDUCTIVITY METER	Certificate No.:	C24220084
Model:	Lab955	Issued Date:	22 March 2022
Serial No. (or ID.):	16300356	Job No.:	KSPR2203267
Manufacturer:	SI Analytics	Page:	1 of 2
Electrode Serial No.	16070067	Model :	LF413T
Condition:	In Condition	Brand :	SI Analytics

Customer: United Analyst and Engineering Consultant Company Limited
3 Soi Udomsuk 41 Sukhumvit Road,
Bangkok, Prakanong, Bangkok 10260 Thailand

Environment Condition:

Temperature	23	°C	±	2	°C
Humidity	50	%RH	±	15	%RH

Calibration Place: Environment Laboratory, SPC RT Co., Ltd.
1194 Soi Wachirathamsathit 57, Sukhumvit 101/1 Rd.,
Bangchak, Prakanong, Bangkok 10260 Thailand

Calibration By: Mr. Wasan Nuchnabee

Calibration Date: 22 March 2022

The Method used: In house method, SPCC-WI-49, base on ASTM D 1125-14 and D 5391-14

Traceability: This certificate is traceable to the SI Units maintained by CRM of NIST(SRM) through CPA chem Co., Ltd. (ISO/IEC 17034) Certificate No. 794135, 794136, 772624

(Mr. Wasan Nuchnabee)

Person in charge

SERT
บริษัท เอสพีซี อาร์ที จำกัด
SPC RT Co., Ltd

(Mr. Dumrong Boonsopon)

Authorized signatory

This certificate is issued the units of measurement according to the International System of Units (SI). It provides traceability of measurement to international or national standard or other recognized national standard laboratories.

The measurement uncertainty stated is the expanded uncertainty which is obtained from the standard uncertainty multiplied by the coverage factor (k=2) to provide a level of confidence of approximately 95%. It is determined in accordance with the Guide to Expression of Uncertainty in Measurement (GUM).

These results may be affected by deviations from specified conditions. The results relate only to the items tested, calibrated or sampled. The report shall not be reproduced except in full without approval of SPC RT Co., Ltd.

Calibration Results:

Before Adjustment

Standard Conductivity Solution	Unit Under Calibration Reading	Correction	Coverage Factor (k)	Uncertainty (±)
25.000 $\mu\text{S/cm}$	25.9 $\mu\text{S/cm}$	-0.900 $\mu\text{S/cm}$	2.00	0.22 $\mu\text{S/cm}$
1413.0 $\mu\text{S/cm}$	1444 $\mu\text{S/cm}$	-31.0 $\mu\text{S/cm}$	2.00	8.9 $\mu\text{S/cm}$
111.3 mS/cm	107.9 mS/cm	3.40 mS/cm	2.00	0.66 mS/cm

After Adjustment ; at 1413 $\mu\text{S/cm}$

Standard Conductivity Solution	Unit Under Calibration Reading	Correction	Coverage Factor (k)	Uncertainty (±)
25.000 $\mu\text{S/cm}$	25.0 $\mu\text{S/cm}$	0.000 $\mu\text{S/cm}$	2.00	0.22 $\mu\text{S/cm}$
1413.0 $\mu\text{S/cm}$	1413 $\mu\text{S/cm}$	0.0 $\mu\text{S/cm}$	2.00	8.9 $\mu\text{S/cm}$
111.3 mS/cm	107.2 mS/cm	4.10 mS/cm	2.00	0.66 mS/cm

The End of Certificate

ใบตรวจสอบสภาพเครื่องวัดสิ่งแวดล้อม

เลขที่ใบงาน: KSPR2203267

ชนิดเครื่องมือ: CONDUCTIVITY METER

รุ่น: Lab955

หมายเลขเครื่อง: 16300356

ตรวจสอบ (รับ)		รายการตรวจเช็ค	ตรวจสอบ (ส่ง)		หมายเหตุ
22 Mar 2022			22 Mar 2022		
ปกติ	ไม่ปกติ		ปกติ	ไม่ปกติ	
		General			
<input checked="" type="checkbox"/>	<input type="checkbox"/>	1. ความสมบูรณ์เครื่อง	<input checked="" type="checkbox"/>	<input type="checkbox"/>	
<input checked="" type="checkbox"/>	<input type="checkbox"/>	2. ความสะอาด (ช่องใส่ตัวอย่าง, ภายใน-นอกเครื่อง)	<input checked="" type="checkbox"/>	<input type="checkbox"/>	
<input checked="" type="checkbox"/>	<input type="checkbox"/>	3. สวิทช์ ปิด – เปิด เครื่อง (On-Off Swicth)	<input checked="" type="checkbox"/>	<input type="checkbox"/>	
<input checked="" type="checkbox"/>	<input type="checkbox"/>	4. ปุ่มกด (Keypad)	<input checked="" type="checkbox"/>	<input type="checkbox"/>	
<input checked="" type="checkbox"/>	<input type="checkbox"/>	5. หน้าจอ (Display, Screen Contrast)	<input checked="" type="checkbox"/>	<input type="checkbox"/>	
		Spectrophotometer			
<input type="checkbox"/>	<input type="checkbox"/>	6. แรงดันไฟฟ้า (Battery Backup) >= 2.5 VDC	<input type="checkbox"/>	<input type="checkbox"/>	
<input type="checkbox"/>	<input type="checkbox"/>	7. ตัวหมุนเลือกความยาวคลื่น (Wavelength Control)	<input type="checkbox"/>	<input type="checkbox"/>	
<input type="checkbox"/>	<input type="checkbox"/>	8. ความยาวคลื่น (Wavelength Check)	<input type="checkbox"/>	<input type="checkbox"/>	
<input type="checkbox"/>	<input type="checkbox"/>	9. แหล่งกำเนิดแสง (UV < 3,000 hour)	<input type="checkbox"/>	<input type="checkbox"/>	
<input type="checkbox"/>	<input type="checkbox"/>	10. แหล่งกำเนิดแสง (Visible < 5,000 hour)	<input type="checkbox"/>	<input type="checkbox"/>	
<input type="checkbox"/>	<input type="checkbox"/>	11. ช่องวัดหลายตัวอย่าง (Carousel Module)	<input type="checkbox"/>	<input type="checkbox"/>	
		pH Meter and Conductivity Meter			
<input checked="" type="checkbox"/>	<input type="checkbox"/>	12. อิเล็กโทรด (Electrode and Connection Cable)	<input checked="" type="checkbox"/>	<input type="checkbox"/>	
<input type="checkbox"/>	<input type="checkbox"/>	13. ระดับสารละลายใน Electrode (Level KCl)	<input type="checkbox"/>	<input type="checkbox"/>	
<input type="checkbox"/>	<input type="checkbox"/>	14. ฝาปิดกันปลาย Electrode (Dust Protection Hood)	<input type="checkbox"/>	<input type="checkbox"/>	
<input type="checkbox"/>	<input type="checkbox"/>	15. ขาจับอิเล็กโทรด (Stand)	<input type="checkbox"/>	<input type="checkbox"/>	
		Turbidimeter			
<input type="checkbox"/>	<input type="checkbox"/>	16. ค่าความขุ่นที่ต่ำสุด (No Sample)	<input type="checkbox"/>	<input type="checkbox"/>	
<input type="checkbox"/>	<input type="checkbox"/>	17. ระดับการส่องสว่างของแสง (>= 2.5 ไม่เกิน 3.0)	<input type="checkbox"/>	<input type="checkbox"/>	
		Automatic titrator			
<input type="checkbox"/>	<input type="checkbox"/>	18. สภาพ Piston Burettes	<input type="checkbox"/>	<input type="checkbox"/>	
<input type="checkbox"/>	<input type="checkbox"/>	19. Function Rinsing and Dosing	<input type="checkbox"/>	<input type="checkbox"/>	
<input type="checkbox"/>	<input type="checkbox"/>	20. ระบบท่อสายยางและอุปกรณ์ประกอบ	<input type="checkbox"/>	<input type="checkbox"/>	

ข้อแนะนำ : Electrode วัดอุณหภูมิได้ 24.9°C โดย Control Waterbath ที่ $25.0 \pm 0.1^{\circ}\text{C}$

Mr. Wasan Nuchnabee

Service Engineer



Certificate of Calibration

Equipment:	Cooled Incubator	Certificate No.:	C31211235
Model:	KB 400	Issued Date:	30 June 2021
Serial No.(or ID):	20200000015535	Job No.:	KSPR2108683
Manufacturer:	Binder	Page:	1 of 3
Condition:	In Condition	Ventilation Valve:	None
Shelves(pc.):	5		

Customer: United Analyst and Engineering Consultant Company Limited
3 Soi Udomsuk 41 Sukhumvit Road,
Bangckak, Prakanong, Bangkok 10260 Thailand

Environment Condition:

Temperature:	19 °C	±	0.9 °C
Humidity:	58 %RH	±	3.2 %RH
Voltage:	233 VAC	±	2.9 VAC

Calibration Place: United Analyst and Engineering Consultant Company Limited (Control Area)
3 Soi Udomsuk 41 Sukhumvit Road,
Bangckak, Prakanong, Bangkok 10260 Thailand

Calibration By: Mr. Piyapat Saidoung

Calibration Date: 22 June 2021

The Method used: In house method, SPCC-WI-16, base on TLAS-G20

Traceability: This certificate is traceable to the SI Units maintained by National Institute of Metrology (NIMT), Thailand through SPC RT Co., Ltd. Certificate No. C10210004

(Mr. Piyapat Saidoung)

Person in charge



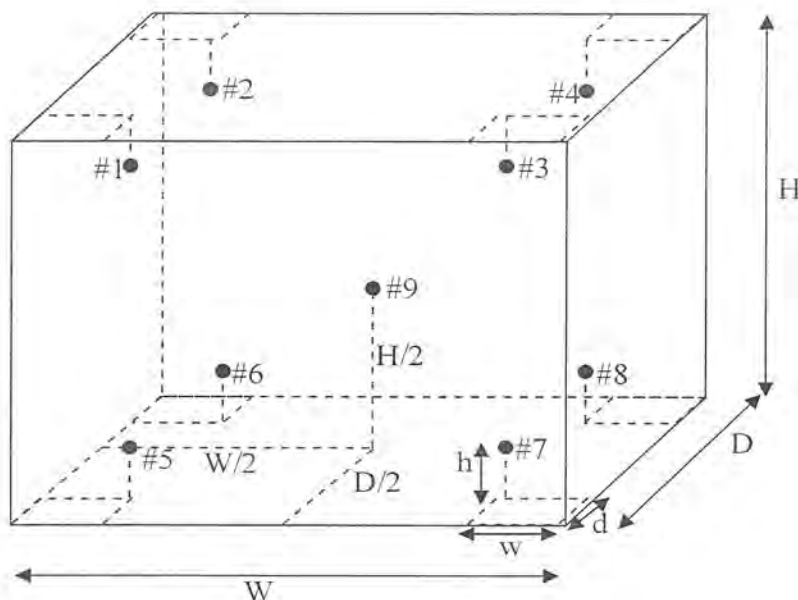
(Mr. Udon Srichana)

Authorized signatory

This certificate is issued the units of measurement according to the International System of Units (SI). It provides traceability of measurement to international or national standard or other recognized national standard laboratories.

The measurement uncertainty stated is the expanded uncertainty which is obtained from the standard uncertainty multiplied by the coverage factor (k=2) to provide a level of confidence of approximately 95%. It is determined in accordance with the Guide to Expression of Uncertainty in Measurement (GUM).

These results may be affected by deviations from specified conditions. The results relate only to the items tested, calibrated or sampled. The report shall not be reproduced except in full without approval of SPC RT Co., Ltd.



Standard Installation Locations

Volume (Calibration Zone)= 194 (Liters)

Inside chamber: W = 65 (cm) D = 48 (cm) H = 128 (cm)

Standard Locations (#1, #2, #3, #4): w = 7 (cm) d = 5 (cm) h = 14 (cm)

Standard Locations (#5, #6, #7, #8): w = 7 (cm) d = 5 (cm) h = 14 (cm)

#9: Geometric center of the chamber

Position of Std	#1	#2	#3	#4	#5	#6	#7	#8	#9
Channel of Logger	1	2	3	4	5	6	7	8	9

Definitions

Indicating Temperature: The average reading of indicating device which forms the integral part of the enclosure.

Measured Temperature: The average reading of standards at any positions or location.

Measured Uniformity: The maximum difference of measured temperatures between of any probes and the measured temperature at the reference location which are observed at same time or at close observation time as possible to determine the temperature pattern or homogeneity with the chamber at steady-state. The reference probe is preferably located in the geometric center of the chamber.

Measured Stability: The one-half of greatest maximum difference of measured temperatures at any one probe.

Overall Variation: The difference of maximum and minimum measured temperatures throughout observation time.

Certificate No.: C31211235

Page: 3 of 3

Calibration Results:

Before adjustment

Setting:	Indicating:	#1:	#2:	#3:	#4:	#5:	#6:	#7:	#8:	#9:
35.0	35.0	34.69	34.98	34.82	34.90	34.96	34.94	34.94	34.91	34.92

After adjustment

Measurement Temperature at Spread Locations, Indicating of Unit Under Calibration: 35.0 °C

Locations	Measured Temperature (°C)	Correction of UUC. (°C)	Uncertainty (± °C)
#1	34.77	-0.23	0.23
#2	35.10	0.10	0.23
#3	34.95	-0.05	0.23
#4	35.04	0.04	0.23
#5	35.09	0.09	0.23
#6	35.06	0.06	0.23
#7	35.11	0.11	0.23
#8	35.08	0.08	0.23
#9	35.06	0.06	0.23

Temperature Distribution

Desired (°C)	Setting (°C)	Indicating (°C)	Measured Temperature at Spread Locations (°C)									Uncertainty (± °C)*
			#1	#2	#3	#4	#5	#6	#7	#8	#9	
35.0	35.0	35.0	34.77	35.10	34.95	35.04	35.09	35.06	35.11	35.08	35.06	0.23

Chamber Characterization

Indicating (°C)	Measured Uniformity (°C)	Measured Stability (± °C)	Overall Variation (°C)
35.0	0.32	0.04	0.38

Note: * Maximum uncertainty of the each position

The End of Certificate

Statements of conformity:

This conformity certificate documents the validity of the following statements of conformity based on the measurement results of corresponding calibration certificate:

The correction of indication determined during calibration are under given measurement and environmental conditions and considering the expanded measurement uncertainty (coverage probability 95%) within the specification. The given measurement uncertainty already includes other all effects by according to the standard method, TLAS-G20. Therefore, those parameters have not been assessed separately.

Tolerance and Decision rules:

Assessment of the conformity of the measurement device are done based on direct comparison of the relevant measurement results with the tolerances and decision rule are prescribed by the customer.

- Decision rule :**
- ☐ Choice A Binary Statement for Simple Acceptance Rule ($w = 0$), Specific Risk < 50% PFA
 - ☒ Choice B Non-binary statement with guard band ($w = 1 U$), Specific Risk < 2.5% PFA
 - ☐ Choice C Customer defined, Customers may define arbitrary multiple of r to have applied as guard band ($w = r U$) .
; PFA – Probability of False Accept

After adjustment

Desired Temperature : 35°C Tolerances : 0.5 °C

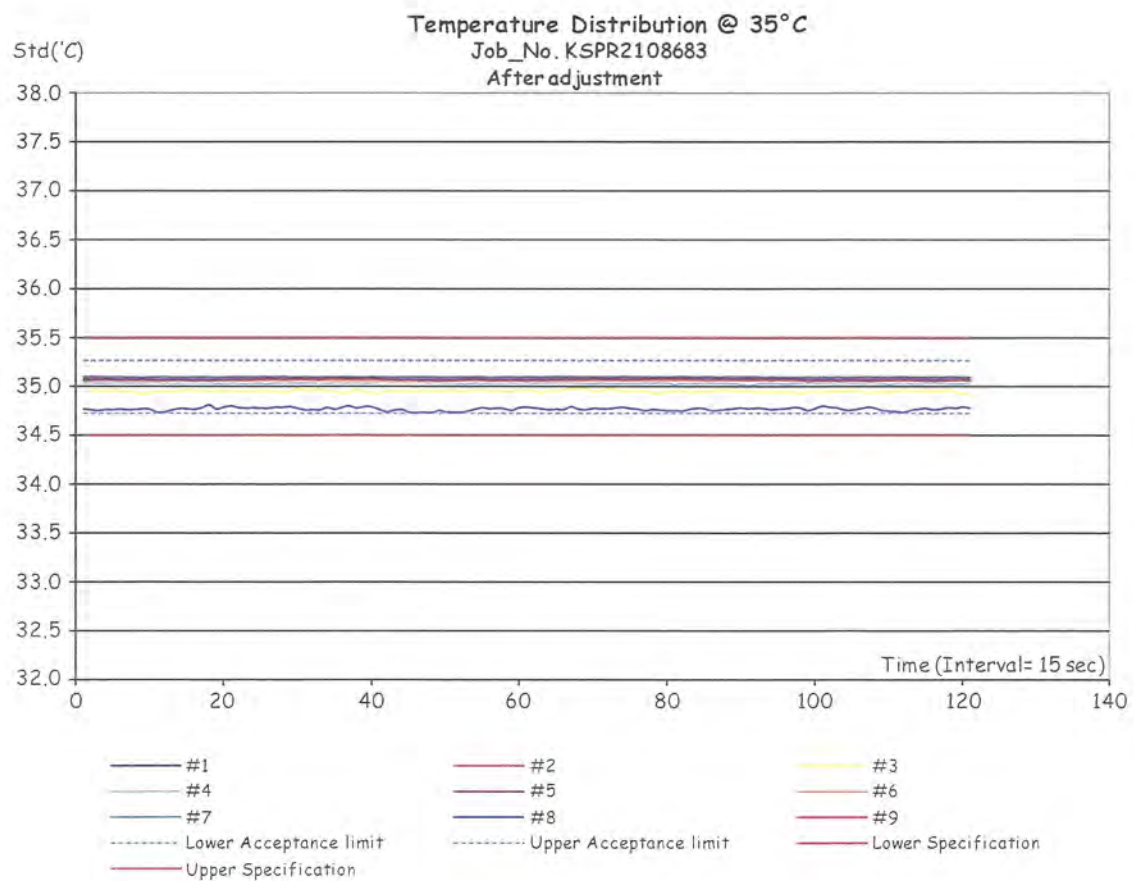
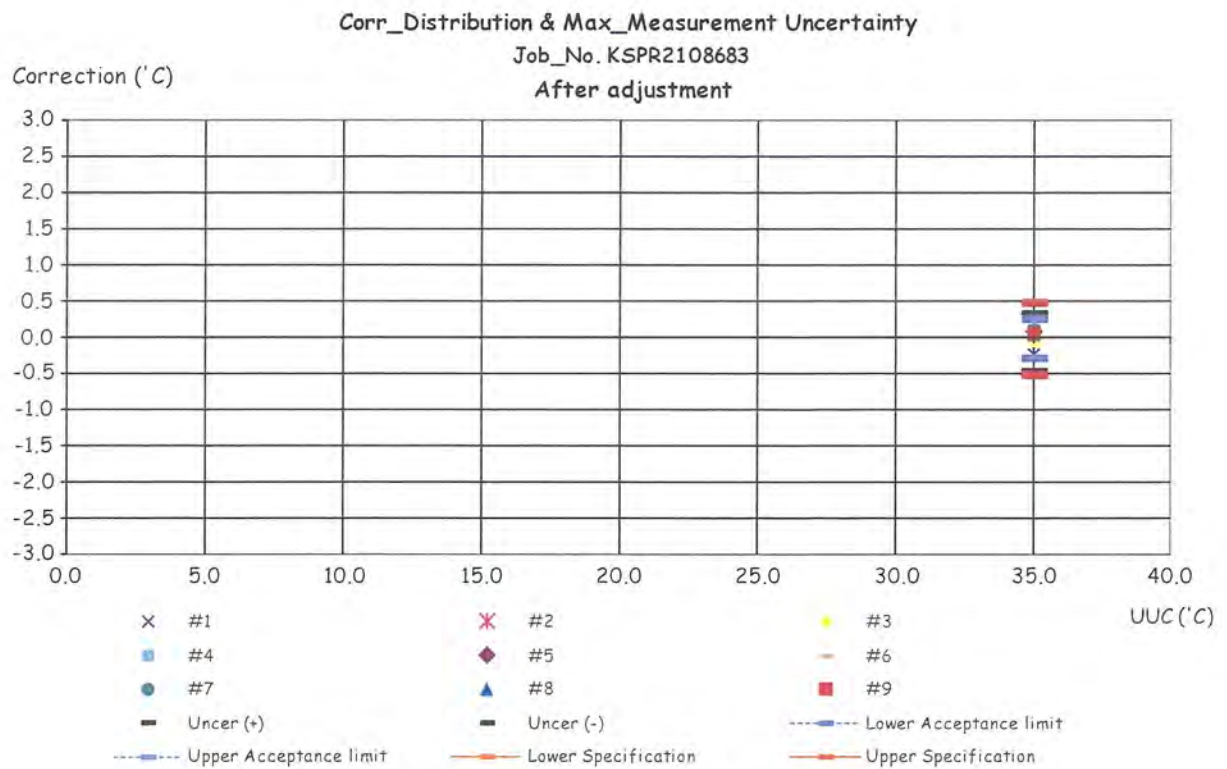
Measurement Temperature at Spread Locations, Indicating of Unit Under Calibration: 35.0 °C

Locations	Measured (°C)	Correction of UUC. (°C)	Guard band (W) (± °C)	Tolerance (± °C)	Conformity
#1	34.77	-0.23	0.23	0.5	Pass
#2	35.10	0.10	0.23	0.5	Pass
#3	34.95	-0.05	0.23	0.5	Pass
#4	35.04	0.04	0.23	0.5	Pass
#5	35.09	0.09	0.23	0.5	Pass
#6	35.06	0.06	0.23	0.5	Pass
#7	35.11	0.11	0.23	0.5	Pass
#8	35.08	0.08	0.23	0.5	Pass
#9	35.06	0.06	0.23	0.5	Pass

Correction of UUC.* = Measured Temperature - Desired Temperature

The validity of the statements of conformity cannot be guaranteed for different places of use, environmental conditions or improper use.

The End of Statements of Conformity



เอกสารไม่ควบคุม

ใบตรวจสอบสภาพเครื่องควบคุมอุณหภูมิ

เลขที่ใบงาน: KSPR2108683

ชนิดเครื่องมือ: Cooled Incubator

รุ่น: KB 400

หมายเลขเครื่อง: 20200000015535

ตรวจสอบ (รับ)		รายการตรวจเช็ค	ตรวจสอบ (ส่ง)		หมายเหตุ
22 Jun 2021			22 Jun 2021		
ปกติ	ไม่ปกติ		ปกติ	ไม่ปกติ	
		General			
<input checked="" type="checkbox"/>	<input type="checkbox"/>	1. สายไฟ	<input checked="" type="checkbox"/>	<input type="checkbox"/>	
<input checked="" type="checkbox"/>	<input type="checkbox"/>	2. การทำงาน Main Switch	<input checked="" type="checkbox"/>	<input type="checkbox"/>	
<input checked="" type="checkbox"/>	<input type="checkbox"/>	3. การทำงาน Selector Key	<input checked="" type="checkbox"/>	<input type="checkbox"/>	
<input checked="" type="checkbox"/>	<input type="checkbox"/>	4. การแสดงผล Display	<input checked="" type="checkbox"/>	<input type="checkbox"/>	
<input checked="" type="checkbox"/>	<input type="checkbox"/>	5. การทำงาน พัดลม	<input checked="" type="checkbox"/>	<input type="checkbox"/>	
<input type="checkbox"/>	<input type="checkbox"/>	6. สภาพ Lever of Ventilation Slide	<input type="checkbox"/>	<input type="checkbox"/>	ไม่มี
<input checked="" type="checkbox"/>	<input type="checkbox"/>	7. สภาพ Lever door open / close	<input checked="" type="checkbox"/>	<input type="checkbox"/>	
<input checked="" type="checkbox"/>	<input type="checkbox"/>	8. สภาพ Door seal	<input checked="" type="checkbox"/>	<input type="checkbox"/>	
<input checked="" type="checkbox"/>	<input type="checkbox"/>	9. การทำงานของระบบ Safety	<input checked="" type="checkbox"/>	<input type="checkbox"/>	
<input checked="" type="checkbox"/>	<input type="checkbox"/>	10. การทำงานของระบบทำความเย็น	<input checked="" type="checkbox"/>	<input type="checkbox"/>	
<input type="checkbox"/>	<input type="checkbox"/>	11. การทำงานของระบบทำความร้อน	<input type="checkbox"/>	<input type="checkbox"/>	ไม่มี
<input checked="" type="checkbox"/>	<input type="checkbox"/>	12. สภาพตัวเครื่อง	<input checked="" type="checkbox"/>	<input type="checkbox"/>	
<input checked="" type="checkbox"/>	<input type="checkbox"/>	13. สภาพแวดล้อม ณ สถานที่ตั้งเครื่อง	<input checked="" type="checkbox"/>	<input type="checkbox"/>	

ข้อแนะนำ :

Mr. Piyapat Saidoung

Service Engineer



TECHNOLOGY PROMOTION ASSOCIATION (THAILAND-JAPAN)
CORPORATE SERVICES 3: EQUIPMENT CALIBRATION AND TESTING SERVICES
534/4 PATTANAKARN ROAD SOI 18, SUANLUANG, SUANLUANG BANGKOK 10250
TEL. 0-2717-3000-27 FAX. 0-2719-9484



Cert. No.: 21TM1874

Page.: 1 of 3

Certificate of Calibration

Equipment : Incubator

Manufacturer : Memmert

Model : IPP 260

Serial No. : V616.0066

ID No. : UAE.MIC.032/2559

Submitted by : United Analyst and Engineering Consultant Co.,Ltd.
3 Soi Udomsuk 41, Sukhumvit Road,
Bangchak, Phrakhanong,
Bangkok 10260

Location : Microbiology Laboratory (302)

Received Order : 28 October 2021

Calibration Date : 28 - 29 October 2021

Ambient Temperature : (26 ± 10) °C

Relative Humidity : (50 ± 30) %

Calibrated by : Kunchit Promprat

Approved by :

Malee

Approved Signatory

- (/) Pornthippa Tameyakul
(/) Malee Butkruea
() Suwit Imjai

Issue Date :

4 November 2021

The Uncertainties are for a confidence probability of approximately 95 %

This certificate may not be reproduced other than in full, except with the prior written
Approval of the head of Corporate Services 3 : Equipment Calibration and Testing Services.

เอกสารไม่ควบคุม
0004018



Equipment : Incubator
Condition As-Received : Used Item
Reference : 2110-0698OC-1

Cert. No.: 21TM1874

Page.: 2 of 3

Procedure Used :-

Calibration were conducted using calibration procedure CP-OT02 according to direct measurement method with Data Acquisition which connected with Resistance Temperature Detector (RTD).

The temperature scale used was based on ITS-90.

Condition of this result of calibration

1. Reference standard instrument:-

Instrument	Model	Serial No.	Cert. No.	Due Date
1) Data Acquisition	34970A	MY44067817	21LM10	20 Jul 2022

2. This certificate is valid only to the item calibrated on date and place of calibration.

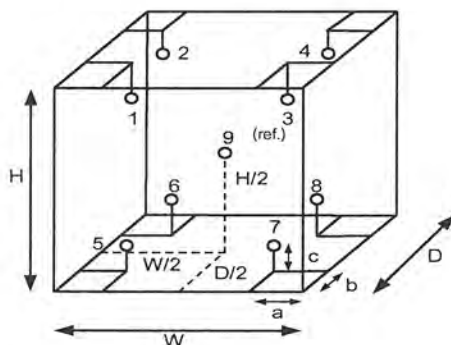
3. This certification is traceable to the International System of Unit.

Result of Calibration :- (*) Without Adjustment

Function of UUC* : Temperature Source

Fresh air setting : Not Available

Environment during calibration		
	Beginning	Finished
Temp. (°C)	22	22
REL.Humid. (%)	59	60
AC Supply (Volt)	226	226



Probe Installation Details :

a = 5.0 cm
b = 5.0 cm
c = 5.0 cm

Dimension of Chamber :

D = 0.50 m
W = 0.64 m
H = 0.80 m
Capacity = 0.26 m³

Position :	Ref. Std. ID No.:
1	15RTD2/11
2	15RTD2/12
3	15RTD2/13
4	15RTD2/14
5	15RTD2/15
6	15RTD2/20
7	15RTD2/17
8	15RTD2/18
9 (ref.)	15RTD2/19

Malu.

เอกสารไม่ควบคุม



Equipment : Incubator
Condition As-Received : Used Item
Reference : 2110-0698OC-1
Result of Calibration :- (*) Without Adjustment
Function of UUC* : Temperature Source
Fresh air setting : Not Available

Cert. No.: 21TM1874

Page.: 3 of 3

Calibration Point (°C)	UUC* Setting (°C)	UUC* Reading (°C)	Temperature stability (± °C)	Temperature uniformity (°C)	Overall Variation (°C)	Uncertainty (± °C)	Coverage Factor <i>k</i>
25.0	25.0	24.5	0.053	0.25	0.42	0.30	2
35.0	35.0	35.0	0.029	0.43	0.75	0.30	2

Calibration Point (°C)	Measured Temperature (°C)								
	Position								
	1	2	3	4	5	6	7	8	9 (ref.)
25.0	25.007	24.986	24.943	24.894	24.653	24.806	24.672	24.694	24.786
35.0	35.340	35.384	35.336	35.307	34.680	35.120	34.813	34.996	35.088

Average* : The average of 30 values in each position.

Temperature stability : One-half of the greatest maximum difference of measured temperature at any one sensor.

Temperature uniformity : The maximum difference of measured temperatures at any sensors and the measured temperature at the reference location which are observed at the same time or at as close an observation time as possible to determine the temperature pattern or homogeneity within the chamber under steady-state conditions.

Overall Variation : The Difference of the maximum and minimum measured temperatures throughout observation.

UUC* : Unit Under Calibration

Note : The reported uncertainty of measurement was included stability and excluded uniformity .

The reported uncertainty of measurement was based on a standard uncertainty multiplied by a coverage factor *k*, providing a level of confidence of approximately 95 %.

-o0o-

Malu .

เอกสารไม่ควบคุม



TECHNOLOGY PROMOTION ASSOCIATION (THAILAND-JAPAN)
CORPORATE SERVICES 3: EQUIPMENT CALIBRATION AND TESTING SERVICES
534/4 PATTANAKARN ROAD SOI 18, SUANLUANG, SUANLUANG BANGKOK 10250
TEL. 0-2717-3000-27 FAX. 0-2719-9484



Cert. No.: 22TM333

Page.: 1 of 3

Certificate of Calibration

Equipment : Water Bath

Manufacturer : Memmert

Model : WNE 14

Serial No. : L416.0606

ID No. : UAE.MIC.002/2560

Submitted by : United Analyst and Engineering Consultant Co.,Ltd.
3 Soi Udomsuk 41, Sukhumvit Road,
Bangchak, Phrakhanong,
Bangkok 10260

Location : Microbiology Laboratory

Received Order : 17 February 2022

Calibration Date : 17 February 2022

Ambient Temperature : (26 ± 10) °C

Relative Humidity : (50 ± 30) %

Calibrated by : Suwit Imjai

Approved by :

Malee

Approved Signatory

(/) Pornthippa Tameyakul
(/) Malee Butkruea

Issue Date : 22 February 2022

The Uncertainties are for a confidence probability of approximately 95%

This certificate may not be reproduced other than in full, except with the prior written
Approval of the head of Corporate Services 3 : Equipment Calibration and Testing Services.

เอกสารไม่ควบคุม



Equipment : Water Bath
Condition As-Received : Used Item
Reference : 2202-0444OC-3
Procedure Used :-

Cert. No.: 22TM333
Page.: 2 of 3

Calibration were conducted using in-house calibration procedure CP-OT04 according to direct measurement method with Data Acquisition which connected with Industrial Platinum Resistance Thermometer (IPRT).

The temperature scale used was based on ITS-90.

Condition of this result of calibration

1. Reference standard instrument:-

<u>Instrument</u>	<u>Model</u>	<u>Serial No.</u>	<u>Cert. No.</u>	<u>Due Date</u>
1) Data Acquisition	34970A	MY44067817	21LM10	20 Jul 2022

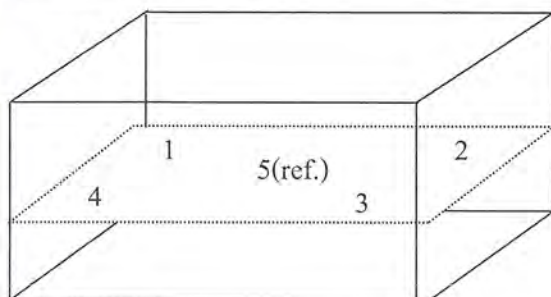
2. This certificate is valid only to the item calibrated on date and place of calibration.

3. This certification is traceable to the International System of Unit.

Result of Calibration :- (*) Without Adjustment

Function of UUC* : Temperature Source

	Environmental		AC Voltage Supply
	(°C)	(%R.H.)	(Volt)
Beginning of Calibration	21	65	229
Finished of Calibration	22	58	230



Front

Position :	Ref. Std. ID No.:
1	70RC143
2	70RC144
3	70RC145
4	70RC146
5(ref.)	70RC147



Equipment : Water Bath
Condition As-Received : Used Item
Reference : 2202-0444OC-3
Result of Calibration :- (*) Without Adjustment
Function of UUC* : Temperature Source

Cert. No.: 22TM333

Page.: 3 of 3

Calibration point (°C)	UUC* Setting (°C)	UUC* Reading (°C)	Average* Standard Reading (°C)				
			Position				
			1	2	3	4	5 (ref.)
44.5	44.5	44.5	44.498	44.481	44.482	44.518	44.534

Calibration point (°C)	Uniformity (°C)	Stability (± °C)	Uncertainty (± °C)	Coverage Factor <i>k</i>
44.5	0.13	0.057	0.15	2

Average* : The average of 30 values in each position.

Uniformity : The maximum difference of measured temperatures at any sensors and the measured temperature at the reference location which are observed at the same time or at as close an observation time as possible to determine the temperature pattern or homogeneity within the chamber under steady-state conditions.

Stability : One-half of the greatest maximum difference of measured temperature at any one probe.

UUC* : Unit Under Calibration

Note : The reported uncertainty of measurement was included stability and excluded uniformity.

The reported uncertainty of measurement was based on a standard uncertainty multiplied by a coverage factor *k*, providing a level of confidence of approximately 95 %.

-o0o-

เอกสารไม่ควบคุม



TECHNOLOGY PROMOTION ASSOCIATION (THAILAND-JAPAN)
CORPORATE SERVICES 3: EQUIPMENT CALIBRATION AND TESTING SERVICES
534/4 PATTANAKARN ROAD SOI 18, SUANLUANG, SUANLUANG BANGKOK 10250
TEL. 0-2717-3000-27 FAX. 0-2719-9484



Cert. No.: 22TM334

Page.: 1 of 3

Certificate of Calibration

Equipment : Water Bath

Manufacturer : Memmert

Model : WNE 14

Serial No. : L416.0612

ID No. : UAE.MIC.003/2560

Submitted by : United Analyst and Engineering Consultant Co.,Ltd.
3 Soi Udomsuk 41, Sukhumvit Road,
Bangchak, Phrakhanong,
Bangkok 10260

Location : Microbiology Laboratory

Received Order : 17 February 2022

Calibration Date : 17 February 2022

Ambient Temperature : (26 ± 10) °C

Relative Humidity : (50 ± 30) %

Calibrated by : Suwit Imjai

Approved by :

Malee

Approved Signatory

(/) Pornthippa Tameyakul

(/) Malee Butkruea

Issue Date :

22 February 2022

The Uncertainties are for a confidence probability of approximately 95%

This certificate may not be reproduced other than in full, except with the prior written
Approval of the head of Corporate Services 3 : Equipment Calibration and Testing Services.

เอกสารไม่ควบคุม

A 0038095



Equipment : Water Bath
Condition As-Received : Used Item
Reference : 2202-0444OC-4

Cert. No.: 22TM334

Page.: 2 of 3

Procedure Used :-

Calibration were conducted using in-house calibration procedure CP-OT04 according to direct measurement method with Data Acquisition which connected with Industrial Platinum Resistance Thermometer (IPRT).

The temperature scale used was based on ITS-90.

Condition of this result of calibration

1. Reference standard instrument:-

<u>Instrument</u>	<u>Model</u>	<u>Serial No.</u>	<u>Cert. No.</u>	<u>Due Date</u>
1) Data Acquisition	34970A	MY44067817	21LM10	20 Jul 2022

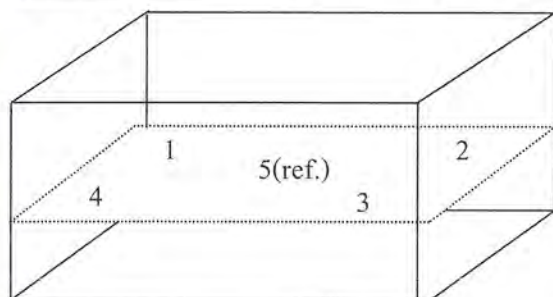
2. This certificate is valid only to the item calibrated on date and place of calibration.

3. This certification is traceable to the International System of Unit.

Result of Calibration :- (*) Without Adjustment

Function of UUC* : Temperature Source

	Environmental		AC Voltage Supply
	(°C)	(%R.H.)	(Volt)
Beginning of Calibration	21	65	229
Finished of Calibration	22	57	230



Front

Position :	Ref. Std. ID No.:
1	70RC143
2	70RC144
3	70RC145
4	70RC146
5(ref.)	70RC147

เอกสารไม่ควบคุม

a 1096055



Equipment : Water Bath
Condition As-Received : Used Item
Reference : 2202-0444OC-4
Result of Calibration :- (*) Without Adjustment
Function of UUC* : Temperature Source

Cert. No.: 22TM334

Page.: 3 of 3

Calibration point (°C)	UUC* Setting (°C)	UUC* Reading (°C)	Average* Standard Reading (°C)				
			Position				
			1	2	3	4	5 (ref.)
44.5	44.5	44.5	44.572	44.514	44.507	44.530	44.565

Calibration point (°C)	Uniformity (°C)	Stability (± °C)	Uncertainty (± °C)	Coverage Factor <i>k</i>
44.5	0.10	0.042	0.15	2

Average* : The average of 30 values in each position.

Uniformity : The maximum difference of measured temperatures at any sensors and the measured temperature at the reference location which are observed at the same time or at as close an observation time as possible to determine the temperature pattern or homogeneity within the chamber under steady-state conditions.

Stability : One-half of the greatest maximum difference of measured temperature at any one probe.

UUC* : Unit Under Calibration

Note : The reported uncertainty of measurement was included stability and excluded uniformity.

The reported uncertainty of measurement was based on a standard uncertainty multiplied by a coverage factor *k*, providing a level of confidence of approximately 95 %.

-o0o-

เอกสารไม่ควบคุม

a 1096054

Mettler-Toledo (Thailand) Ltd.

846/4 - 846/5 Lasalle Rd., Bangna Tai Sub-District

Bangna District, Bangkok 10260

+66 2723 0382

MT-TH.ServiceSupport@mt.com



NSC-TISI-TIS 17025
CALIBRATION 0062

Accuracy Calibration Certificate

Customer

Company: United Analyst and Engineering Consultant Co., Ltd.
Address: 3 Soi Udom Suk 41, Sukhumvit Rd., Bang Chak
City: Phra Khanong Contact: Suwit Chotnok
Zip / Postal: 10260
State / Province: Bangkok
Order Number: 
* 0 3 3 2 4 0 1 4 9 4 *

Weighing Device

Manufacturer: Mettler Toledo Instrument Type: Weighing Instrument
Model: MS603S/01 Asset Number: UAE.MIC.008/2553
Serial No.: B007010311 Terminal Model: N/A
Building: N/A Terminal Serial No.: N/A
Floor: 2 Terminal Asset No.: N/A
Room: Balance Room (206)

Range	Max. Capacity	Readability (d)
1	620 g	0.001 g

Procedure

Calibration Guideline: EURAMET cg-18 v. 4.0 (11/2015)
METTLER TOLEDO Work Instruction: CP/W002/20

This calibration certificate contains measurements for As Found calibration. No As Left calibration was performed because the device was not modified after As Found calibration. Therefore, results for As Left correspond to As Found.

The sensitivity/span of the weighing instrument was adjusted before calibration with a built-in weight.

In accordance with EURAMET cg-18 (11/2015), the test loads were selected to reflect the specific use of the weighing device or to accommodate specific calibration conditions.

	Temperature		Humidity	
As Found	Start: 22.8 °C	End: 23.0 °C	Start: 49.9 %	End: 58.3 %

As Found Calibration Date: 07-Apr-2022
As Left Calibration Date: N/A
Issue Date: 08-Apr-2022

Calibrator:

Sirawit Chamchan

Approved Signatory:

- ☒ Kassakorn Tassanachaisakul
☐ Santi Jitniyom
☐ Surachet Sukkate

Measurement Results

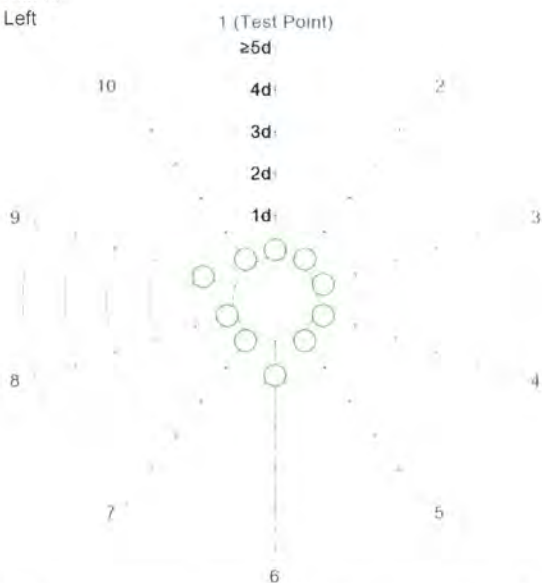
Repeatability

Test Load: 200 g

	As Found	As Left
1	200.001 g	N/A
2	200.001 g	N/A
3	200.001 g	N/A
4	200.001 g	N/A
5	200.001 g	N/A
6	200.000 g	N/A
7	200.001 g	N/A
8	200.001 g	N/A
9	200.000 g	N/A
10	200.001 g	N/A

Standard Deviation	0.0004 g	N/A
--------------------	----------	-----

○ As Found
◆ As Left



The "d" in the graph represents the readability of the range/interval in which the test was performed.

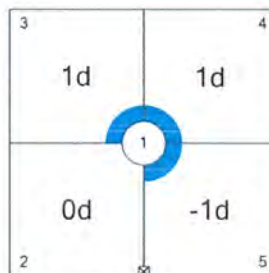
The results of this graph are based upon the absolute values of the differences from the mean value.

Eccentricity

Test Load: 200 g

Position	As Found	As Left
1	200.001 g	N/A
2	200.001 g	N/A
3	200.002 g	N/A
4	200.002 g	N/A
5	200.000 g	N/A

Maximum Deviation	0.001 g	N/A
-------------------	---------	-----



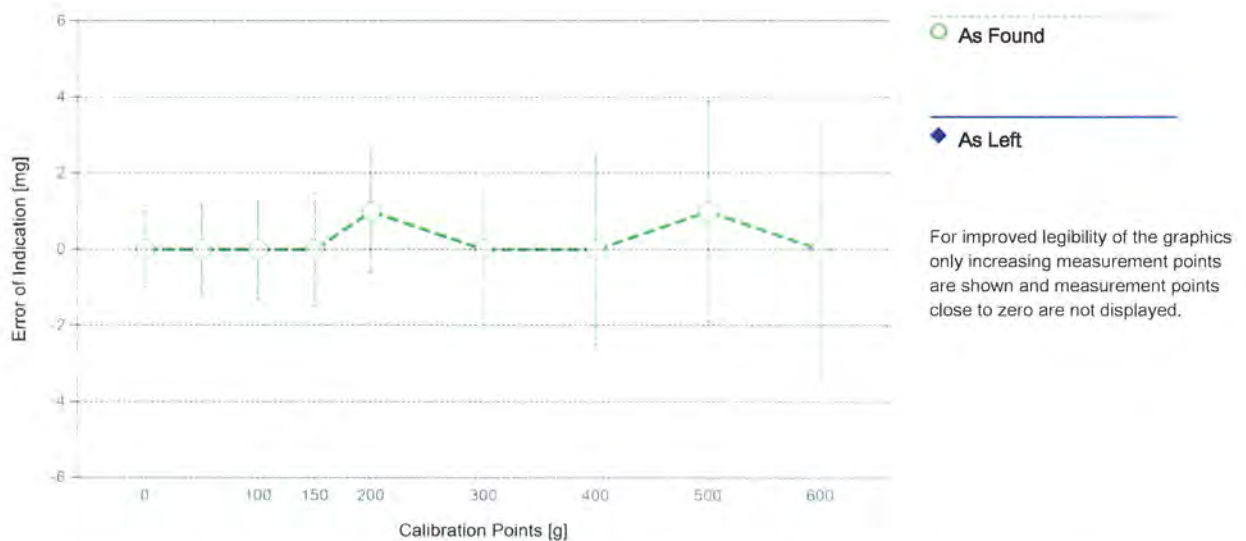
As Found

The "d" in the graph represents the readability of the range/interval in which the test was performed.

Error of Indication

As Found

	Reference Value	Indication	Error of Indication	Expanded Uncertainty	k
1	0.000 g	0.000 g	0.000 g	1.0 mg	2
2	0.500 g	0.500 g	0.000 g	1.2 mg	2
3	1.000 g	1.000 g	0.000 g	1.2 mg	2
4	50.000 g	50.000 g	0.000 g	1.2 mg	2
5	100.000 g	100.000 g	0.000 g	1.3 mg	2
6	150.000 g	150.000 g	0.000 g	1.5 mg	2
7	200.000 g	200.001 g	0.001 g	1.6 mg	2
8	300.001 g	300.001 g	0.000 g	2.0 mg	2
9	400.001 g	400.001 g	0.000 g	2.5 mg	2
10	500.001 g	500.002 g	0.001 g	2.9 mg	2
11	600.001 g	600.001 g	0.000 g	3.4 mg	2



The uncertainty stated is the expanded uncertainty at calibration obtained by multiplying the standard combined uncertainty by the coverage factor k – which can be larger than 2 according to EURAMET cg-18. The value of the measurand lies within the assigned range of values with a probability of approximately 95%.

The user is responsible for maintaining environmental conditions and the settings of the weighing instrument when it was calibrated.

Test Equipment

All weights used for metrological testing are traceable to national or international standards. The weights were calibrated and certified by an accredited calibration laboratory.

Weight Set 1: OIML F1

Weight Set No.:	WS55	Date of Issue:	09-Jul-2021
Certificate Number:	CCM-0137-21-C	Calibration Due Date:	07-Jul-2022

Weight Set 2: OIML E2

Weight Set No.:	WS80	Date of Issue:	23-Feb-2022
Certificate Number:	C208581631	Calibration Due Date:	14-Aug-2023

Thermo Hygrometer

Equipment No.:	IN161	Date of Issue:	14-Jun-2021
Certificate Number:	21H1220	Calibration Due Date:	01-Jun-2022

Remarks

FACT adjustment functionality activated
Equipment condition: Good
Next calibration according to customer's procedure
Calibration data not decide by calibration laboratory

End of Accredited Section

The information below and any attachments to this calibration certificate are not part of the accredited calibration.

Measurement Uncertainty of the Weighing Instrument in Use

Stated is the expanded uncertainty with $k=2$ in use. The formula shall be used for the estimation of the uncertainty under consideration of the errors of indication. The value R represents the net load indication in the unit of measure of the device.

Temperature coefficient for the evaluation of the measurement uncertainty in use: $3.0 \cdot 10^{-6} / K$

Temperature range on site for the evaluation of the measurement uncertainty in use: 3 K

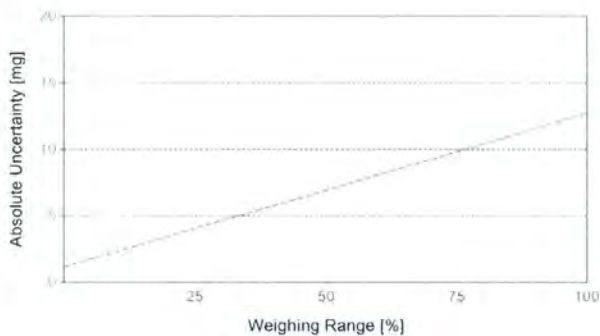
Linearization of Uncertainty Equation

	Range		As Found	As Left
	d	Max		
1	0.001 g	620 g	$U_1 = 1.2 \text{ mg} + 0.0186 \text{ mg/g} \cdot R$	N/A

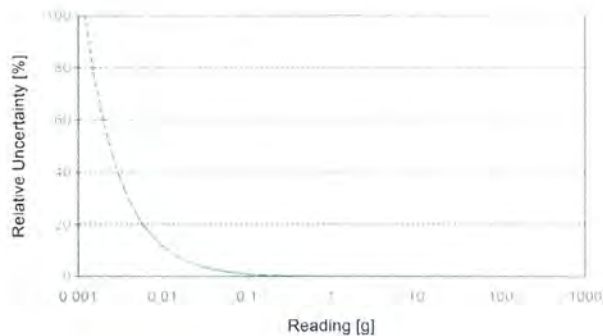
To optimize the stability of the linearization, besides of the zero load only increasing measurement points with a test load of 5% of the measurement range or larger are taken for the calculation of the linear equation.

Absolute and Relative Measurement Uncertainty in Use for Various Net Indications (Examples)

Net Indication	As Found		As Left	
0.062 g	1.2 mg	1.9%	N/A	N/A
0.620 g	1.2 mg	0.20%	N/A	N/A
6.200 g	1.3 mg	0.021%	N/A	N/A
62.000 g	2.4 mg	0.0038%	N/A	N/A
620.000 g	13 mg	0.0021%	N/A	N/A



As Found



As Left



TECHNOLOGY PROMOTION ASSOCIATION (THAILAND-JAPAN)
CORPORATE SERVICES 3; EQUIPMENT CALIBRATION AND TESTING SERVICES
534/4 PATTANAKARN ROAD SOI 18, SUANLUANG, SUANLUANG BANGKOK 10250
TEL. 0-2717-3000-27 FAX. 0-2719-9484



Certificate of Calibration

Cert. No.: 22TM89

Page.: 1 of 3

Equipment : Autoclave
Manufacturer : ALP
Model : CL-40L
Serial No. : 802664
ID No. : UAE.MIC.014/2550
Submitted by : United Analyst and Engineering Consultant Co.,Ltd.
3 Soi Udomsuk 41, Sukhumvit Road,
Bangchak, Phrakhanong,
Bangkok 10260
Location : Air Analysis Unit
Received Order : 17 February 2022
Calibration Date : 17 February 2022
Ambient Temperature : (26 ± 10) °C
Relative Humidity : (50 ± 30) %
Calibrated by : Kunchit Promprat

Approved by :

Malee

Approved Signatory

- (/) Pornthippa Tameyakul
(✓) Malee Butkruea
() Suwit Imjai

Issue Date :

22 February 2022

The Uncertainties are for a confidence probability of approximately 95%

This certificate may not be reproduced other than in full, except with the prior written
Approval of the head of Corporate Services 3 : Equipment Calibration and Testing Services.

เอกสารไม่ควบคุม



Equipment : Autoclave
Condition As-Received : Used Item
Reference : 2202-0444OC-1

Cert. No.: 22TM89

Page.: 2 of 3

Procedure Used :-

Calibration were conducted using in-house calibration procedure CP-OT03 according to direct measurement method with Data Acquisition which connected with Thermocouple Type T

The temperature scale used was based on ITS-90.

Condition of this result of calibration

1. Reference standard instrument:-

<u>Instrument</u>	<u>Model</u>	<u>Serial No.</u>	<u>Cert. No.</u>	<u>Due Date</u>
1) Data Acquisition	34970A	MY44035217	21LM30	23 Dec 2022

2. This certificate is valid only to the item calibrated on date and place of calibration.

3. This certification is traceable to the International System of Unit.

4. This result of calibration covers laboratory autoclaves for the sterilization of goods and material which could be infected with organisms categorized as Hazard Group 1, 2 and 3**

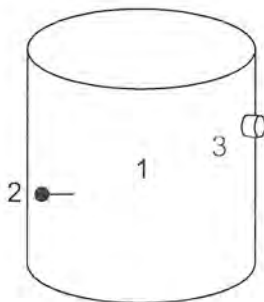
(** = Categorization of pathogens according to hazard and categories of containment, second edition, 1990)

It does not cover autoclaves for use with material infect with organisms in Hazard Group 4, for which complete containment and sterilization of infected condensate is considered to be essential.

This result of calibration does not apply to sterilizers or disinfectors used for medical, dental, pharmaceutical or veterinary purposes which are directly concerned with patient care, or those used for fabrics subjected to sterilization which are required to be dry at the end of cycle.

Result of Calibration :- (*) Without Adjustment

Function of UUC* : Temperature Source



	Environmental		
	(°C)	(%R.H.)	(Volt)
Beginning of Calibration	27	68	226
Finished of Calibration	27	65	226

<u>Position</u>	<u>Description</u>	<u>Ref. Std. ID No.:</u>
1 =	Center of chamber	22-10TC-01
2 =	Temperature sensor	22-10TC-02
3 =	Exhaust port	22-10TC-03

เอกสารไม่ควบคุม



Equipment : Autoclave
Condition As-Received : Used Item
Reference : 2202-0444OC-1

Cert. No.: 22TM89
Page.: 3 of 3

Result of Calibration :- (*) Without Adjustment

Operating parameter Set : Temperature = 122 °C
Sterilization period = 30 minute

UUC* Setting (°C)	UUC* Reading (°C)	Position	Average* Standard Reading (°C)	Stability (± °C)	Pressure Reading (MPa)	Uncertainty (± °C)	Coverage Factor <i>k</i>
122	122	1	122.373	0.32	0.12	1.2	2
		2	122.421				
		3	122.292				

Average* : The average of 30 values in each position.

Stability : One-half of the greatest maximum difference of measured temperature at any one probe.

UUC* : Unit Under Calibration

Note : The reported uncertainty of measurement was included stability and excluded uniformity .

The reported uncertainty of measurement was based on a standard uncertainty multiplied by a coverage factor *k*, providing a level of confidence of approximately 95 %.

-o0o-

Malu.
เอกสารไม่ควบคุม

ภาคผนวกที่ 6

เอกสารยินยอมให้ใช้ผลการตรวจวัดร่วมกัน
ของโครงการโรงไฟฟ้าชีวมวล (ส่วนขยาย) ครั้งที่ 1
และโรงงานไฟฟ้าชีวมวลโครงการ 3 (SPP Hybrid Firm)
ของบริษัท อุตสาหกรรมโคราช จำกัด



KORACH INDUSTRY CO., LTD. | บริษัท อุตสาหกรรมโคราช จำกัด
KI ETHANOL CO., LTD. | บริษัท เคโอเอทานอล จำกัด
KI BIOGAS CO., LTD. | บริษัท เคไอไบโอแก๊ส จำกัด
SURIN SUGAR CO., LTD. | บริษัท น้ำตาลสุรินทร์ จำกัด
SURIN ELECTRIC CO., LTD. | บริษัท ไฟฟาสุรินทร์ จำกัด

KI SUGAR GROUP | กลุ่มโรงงานน้ำตาลเคไอ
701 Mitrichit Rd., Pom Prab, Pom Prab Sattru Phai, Bangkok 10100
701 ถนนมิตรจิตต์ แขวงป้อมปราบ เขตป้อมปราบศัตรูพ่าย กรุงเทพฯ 10100
T: (+66) 2 226-5481-7 F: (+66) 2 226-5489

บริษัท อุตสาหกรรมโคราช จำกัด
เลขที่ 111 หมู่ที่ 18 ตำบลหนองระเวียง
อำเภอพิมาย จังหวัดนครราชสีมา 30110
โทรศัพท์ 044-429-400 โทรสาร 044-429-429

ที่ อค. 212/2563

11 มิถุนายน 2563

เรื่อง หนังสือยินยอมให้ใช้ผลการตรวจวัดร่วมกันโครงการโรงไฟฟ้าชีวมวล (ส่วนขยาย) ครั้งที่ 1 ของบริษัท อุตสาหกรรมโคราช จำกัด และโครงการโรงไฟฟ้าชีวมวลโครงการ 3 (SPP Hybrid Firm) ของบริษัท อุตสาหกรรมโคราช จำกัด

ข้าพเจ้าโครงการโรงไฟฟ้าชีวมวล (ส่วนขยาย) ครั้งที่ 1 ของบริษัท อุตสาหกรรมโคราช จำกัด สำนักงานตั้งอยู่ เลขที่ 111 หมู่ที่ 18 ตำบลหนองระเวียง อำเภอพิมาย จังหวัดนครราชสีมา ขอทำหนังสือฉบับนี้ขึ้นไว้เพื่อแสดงว่า ข้าพเจ้ายินยอมให้ โครงการโรงไฟฟ้าชีวมวลโครงการ 3 (SPP Hybrid Firm) ของบริษัท อุตสาหกรรมโคราช จำกัด ใช้ผลการตรวจวัดคุณภาพอากาศในบรรยากาศโดยทั่วไป จำนวน 4 บริเวณ ได้แก่ บริเวณโรงเรียนหนองบัวลอย, บริเวณโรงเรียนนิคมสร้างตนเองพิมาย 4, บริเวณวัดบ้านเพชร, บริเวณโรงเรียนบ้านหนองโสน ,ระดับเสียง ในบรรยากาศทั่วไป จำนวน 6 บริเวณ ได้แก่ บริเวณบ้านหัวถนน, บริเวณบ้านทรัพย์โพธิ์งาม, บริเวณริมรั้วกลุ่มโรงงาน ด้านทิศเหนือ, บริเวณริมรั้วกลุ่มโรงงานด้านทิศใต้, บริเวณริมรั้วกลุ่มโรงงานด้านทิศตะวันออก, บริเวณริมรั้วกลุ่มโรงงาน ด้านทิศตะวันตก, คุณภาพน้ำฝน จำนวน 4 บริเวณ ได้แก่ บ้านน้ำตาลพัฒนา, บ้านทรัพย์โพธิ์งาม, บ้านหัวถนน, พื้นที่โครงการ, คุณภาพน้ำทิ้ง จำนวน 1 บริเวณ ได้แก่ บ่อพักน้ำทิ้ง, คุณภาพน้ำผิวดินและทรัพยากรชีวภาพในน้ำ จำนวน 2 บริเวณ ได้แก่ บริเวณลำจักราช, บริเวณคลองจักราช และเพื่อเป็นหลักฐานจึงลงลายมือชื่อไว้เป็นสำคัญ

จึงเรียนมาเพื่อทราบ



ลงชื่อ.....ผู้ให้การยินยอม

(นายประเสริฐ เสถียรธิระกุล)

ประธานกรรมการ